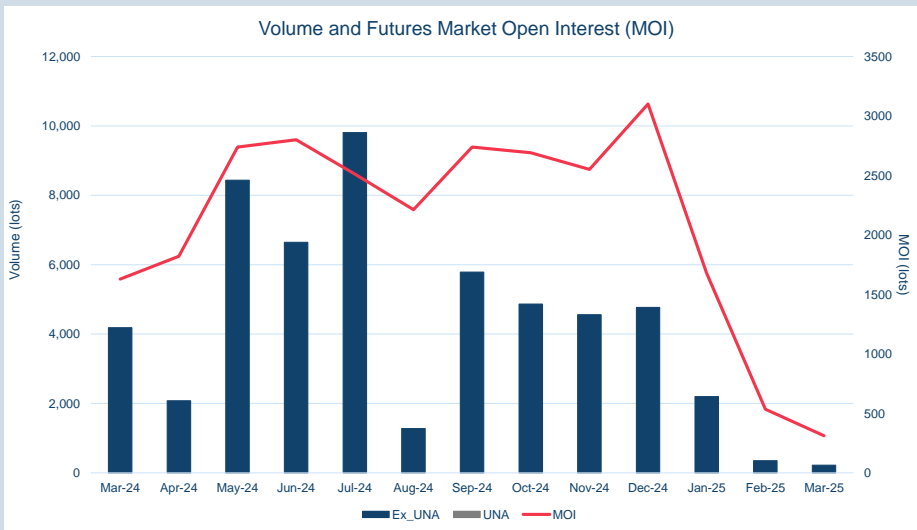


Front Month	
Average	\$573.11
Minimum	\$570.40
Maximum	\$576.00

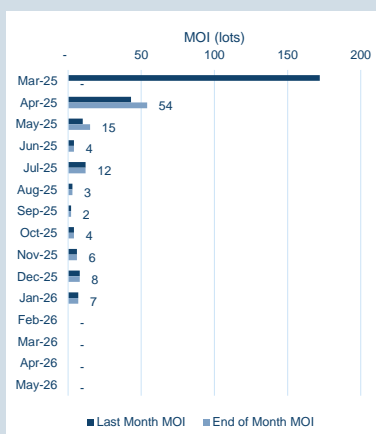
Volume (ex UNA) Mar-2025	
Lots	220

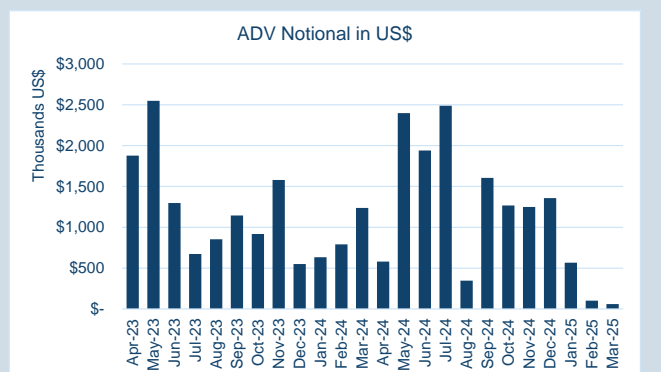
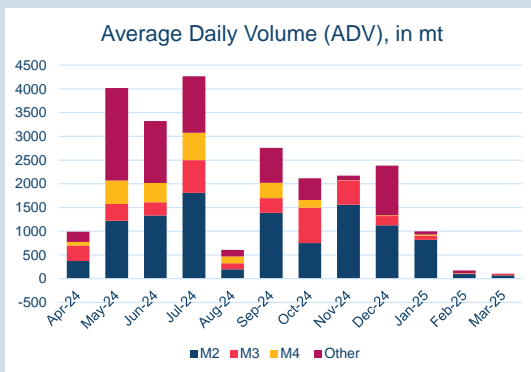
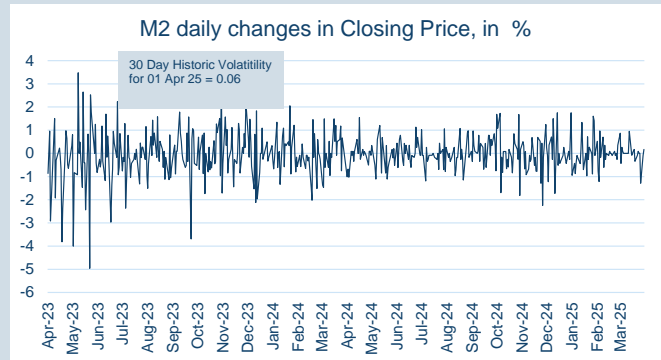
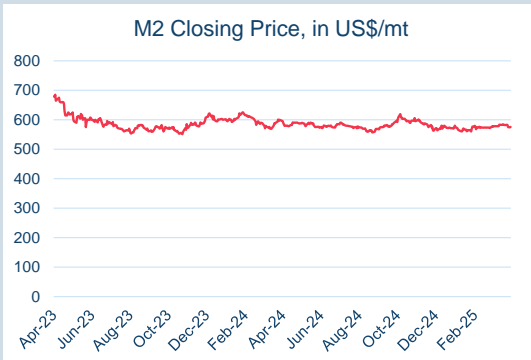
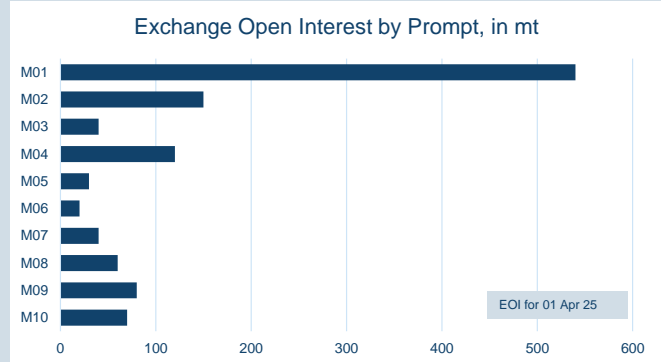
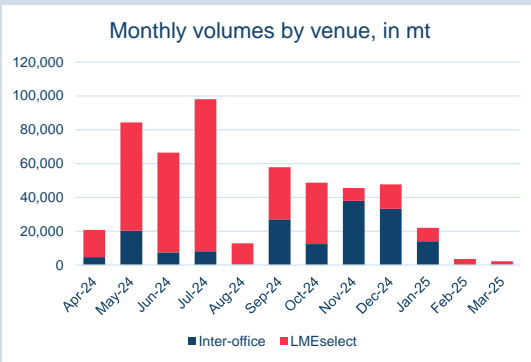
Volume (inc UNA) Mar-2025	
Lots	220
Tonnes	2,200

Volume Year To Date	
Lots	2,769
Tonnes	27,690

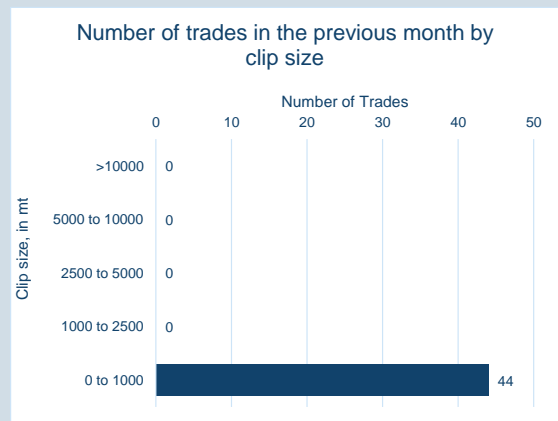


Prompt Month	End of Month - Daily Settlement	Volume (inc UNA)	End of Month - MOI
Mar-25	\$ 570.40	-	-
Apr-25	\$ 574.50	145	54
May-25	\$ 577.50	75	15
Jun-25	\$ 578.50	-	4
Jul-25	\$ 582.50	-	12
Aug-25	\$ 587.50	-	3
Sep-25	\$ 589.50	-	2
Oct-25	\$ 591.50	-	4
Nov-25	\$ 593.50	-	6
Dec-25	\$ 594.50	-	8
Jan-26	\$ 595.50	-	7
Feb-26	\$ 598.50	-	-
Mar-26	\$ 600.50	-	-
Apr-26	\$ 605.50	-	-
May-26	\$ 605.50	-	-



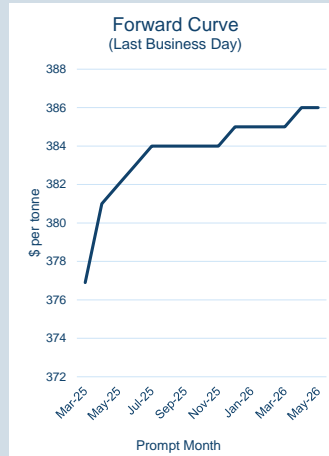


Contract specifications	
Contract Code	SRD
Underlying Index	Platts Steel Rebar FOB Turkey
Initial Margin	\$440 per lot (as of Nov-24)
Bloomberg Ticker	JBPA Comdty
EIKON RIC	0#CSRRF:
TT Product Code	SRFCECS
CQG Product Code	SSR
Lot Size	10 metric tonnes
Price Quotation	US\$ / metric tonne
Contract Type	Cash settled futures
Contract Period	Monthly out to 15 months
Trading Venues	LMEselect and Inter-office telephone
Margining	Realised variation margins applied
Trading and Clearing Fees	US\$0.30 per lot (US\$0.03 per tonne)



© The London Metal Exchange - An HKEX Company, 10 Finsbury Square, London EC2A 1AJ

The information contained within this presentation is for illustrative and educational purposes only and should not be relied upon in making any investment decision. The past performance of any commodity, derivative or other product referred to in the presentation cannot be relied upon as a guide to its future performance. Whilst every effort has been made to ensure the information is up-to-date and correct, the LME cannot guarantee that it is completely accurate and free from human error. The information is published "as is" without any warranty of any kind, express or implied, as to accuracy of the information and the LME shall not be liable for any losses or damage that may result from use of the presentation as a consequence of any inaccuracies in, or any omissions from, the information which it may contain. The information may not be reproduced, distributed or transmitted to any other person or incorporated in any way into another publication or other material.

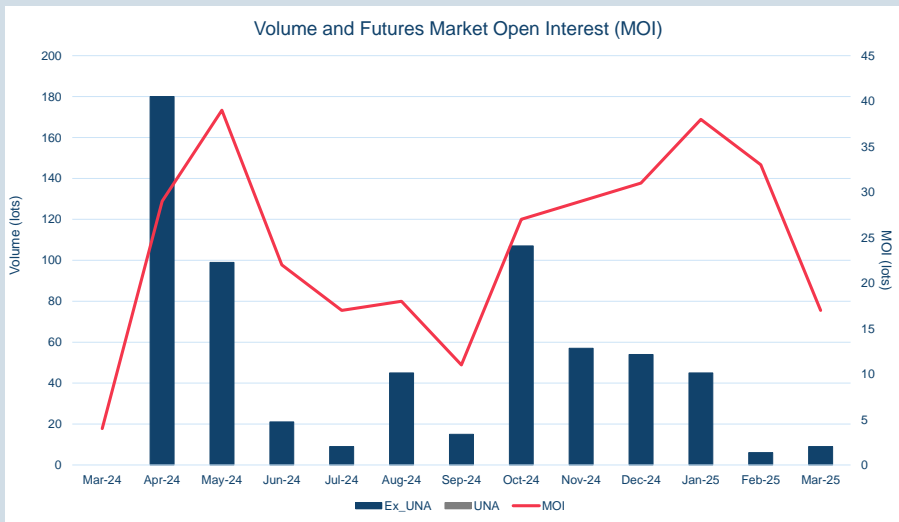


Front Month	
Average	\$376.33
Minimum	\$376.00
Maximum	\$382.00

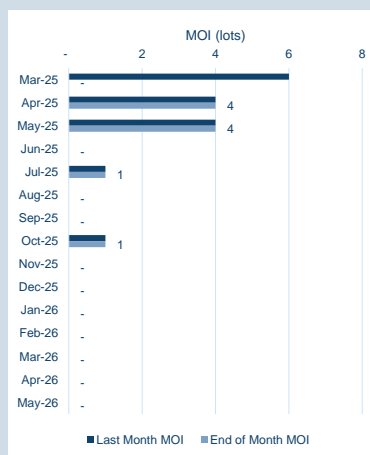
Volume (ex UNA) Mar-2025	
Lots	9

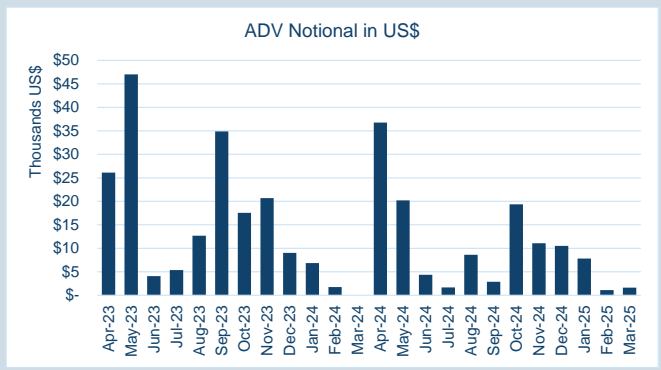
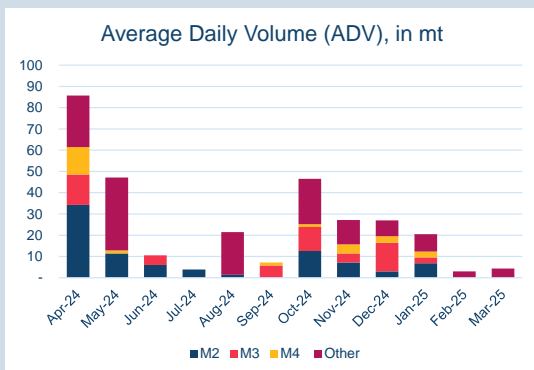
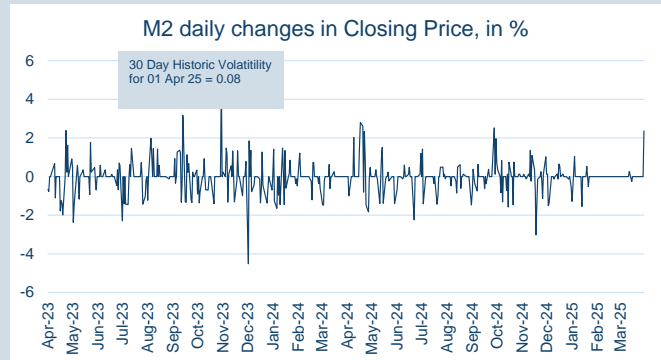
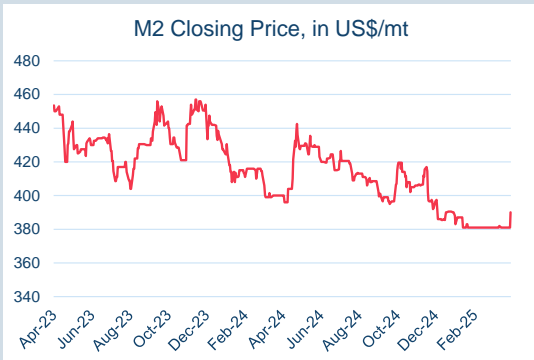
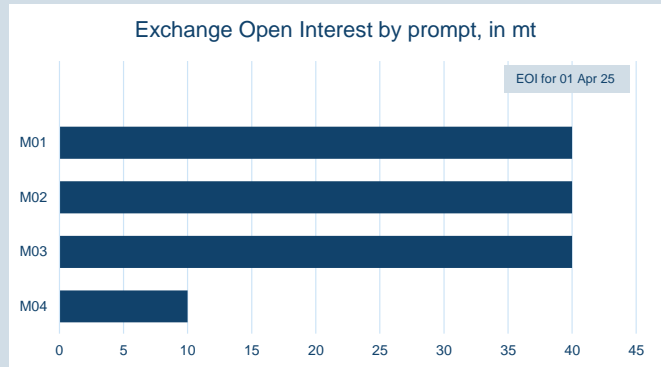
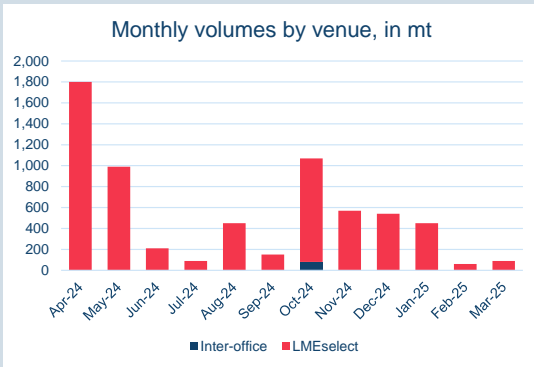
Volume (inc UNA) Mar-2025	
Lots	9
Tonnes	90

Volume Year To Date	
Lots	60
Tonnes	600

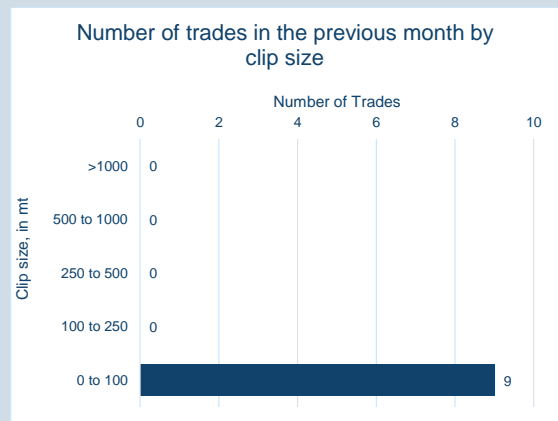


Prompt Month	End of Month - Daily Settlement	Volume (inc UNA)	End of Month - MOI
Mar-25	\$ 376.90	9	-
Apr-25	\$ 381.00	-	4
May-25	\$ 382.00	-	4
Jun-25	\$ 383.00	-	-
Jul-25	\$ 384.00	-	1
Aug-25	\$ 384.00	-	-
Sep-25	\$ 384.00	-	-
Oct-25	\$ 384.00	-	1
Nov-25	\$ 384.00	-	-
Dec-25	\$ 385.00	-	-
Jan-26	\$ 385.00	-	-
Feb-26	\$ 385.00	-	-
Mar-26	\$ 385.00	-	-
Apr-26	\$ 386.00	-	-
May-26	\$ 386.00	-	-



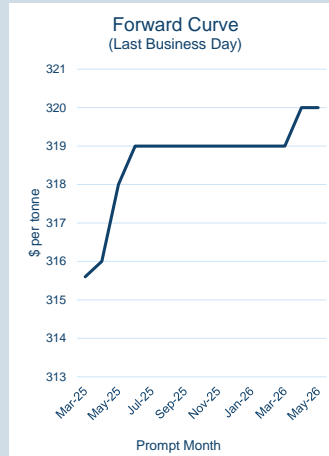


Contract specifications	
Contract Code	SID
Underlying Index	Platts' Shredded Scrap CFR Nhava Sheva
Initial Margin	\$380 per lot (as of Nov-24)
Bloomberg Ticker	LXLA Comdty
EIKON RIC	0#CSSIF:
TT Product Code	SIFCECS
CQG Product Code	LSI
Lot Size	10 metric tonnes
Price Quotation	US\$ / metric tonne
Contract Type	Cash settled futures
Contract Period	Monthly out to 15 months
Trading Venues	LMEselect and Inter-office telephone
Margining	Realised variation margins applied
Trading and Clearing Fees	US\$0.30 per lot (US\$0.03 per tonne)



© The London Metal Exchange - An HKEX Company, 10 Finsbury Square, London EC2A 1AJ

The information contained within this presentation is for illustrative and educational purposes only and should not be relied upon in making any investment decision. The past performance of any commodity, derivative or other product referred to in the presentation cannot be relied upon as a guide to its future performance. Whilst every effort has been made to ensure the information is up-to-date and correct, the LME cannot guarantee that it is completely accurate and free from human error. The information is published "as is" without any warranty of any kind, express or implied, as to accuracy of the information and the LME shall not be liable for any losses or damage that may result from use of the presentation as a consequence of any inaccuracies in, or any omissions from, the information which it may contain. The information may not be reproduced, distributed or transmitted to any other person or incorporated in any way into another publication or other material.

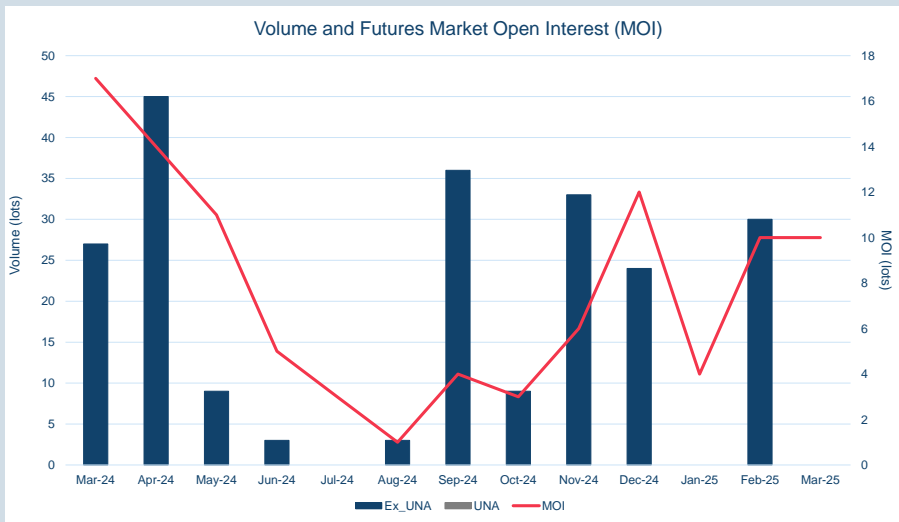


Front Month	
Average	\$313.12
Minimum	\$313.00
Maximum	\$315.60

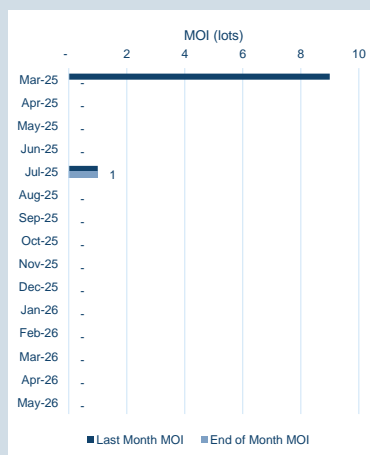
Volume (ex UNA) Mar-2025	
Lots	-

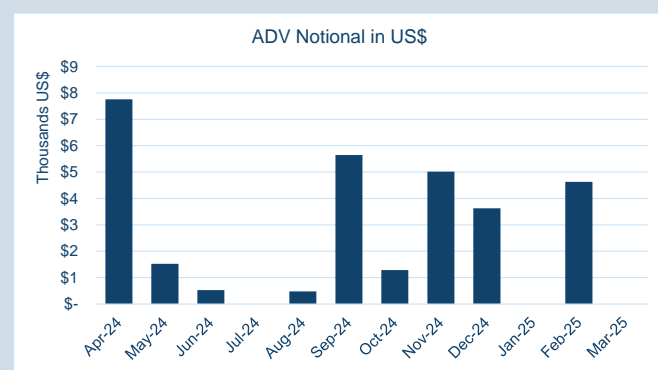
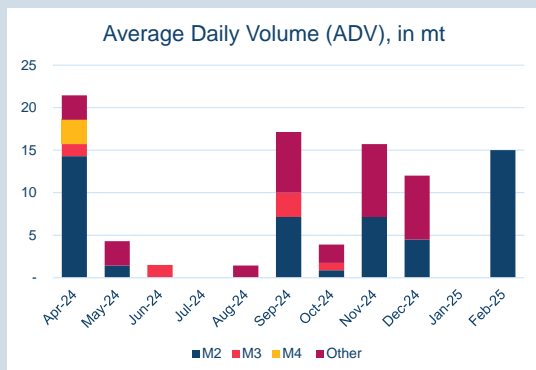
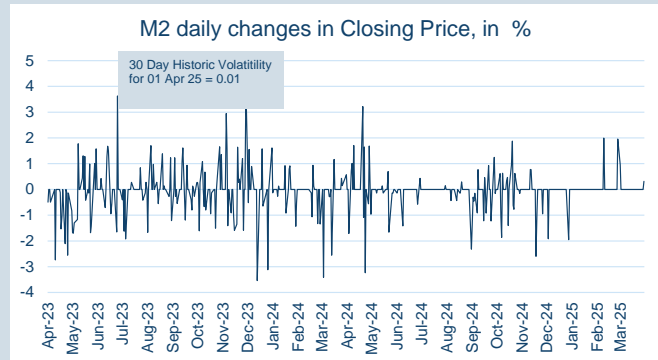
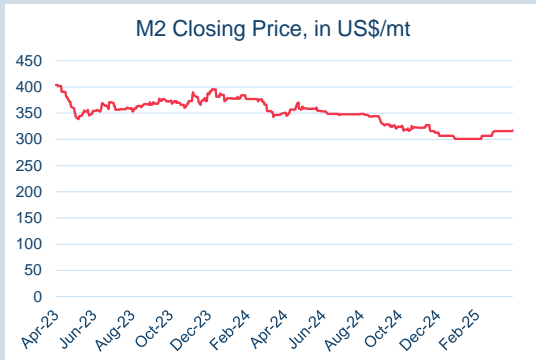
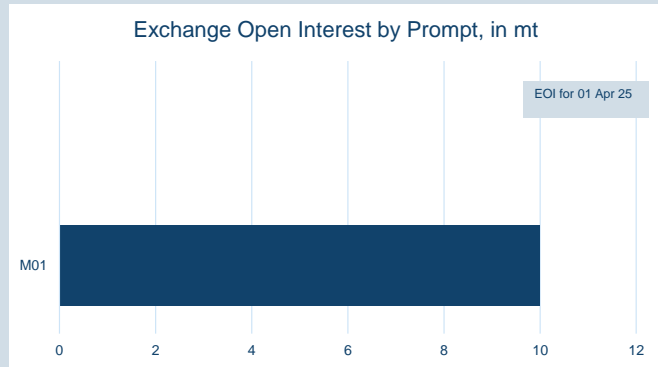
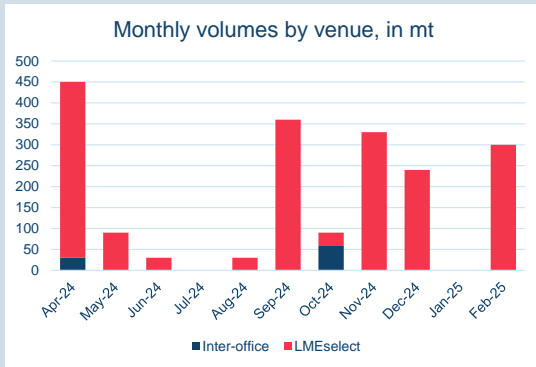
Volume (inc UNA) Mar-2025	
Lots	-
Tonnes	-

Volume Year To Date	
Lots	30
Tonnes	300

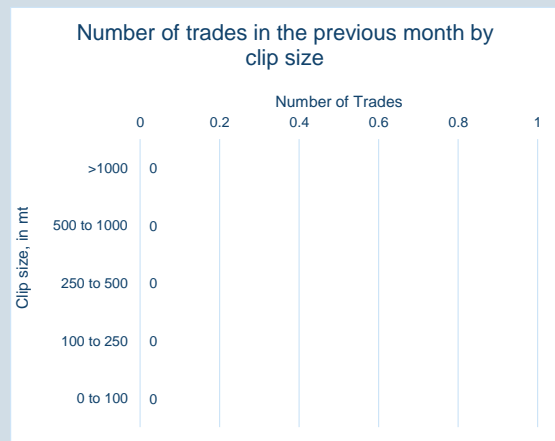


Prompt Month	End of Month - Daily Settlement	Volume (inc UNA)	End of Month - MOI
Mar-25	\$ 315.60	-	-
Apr-25	\$ 316.00	-	-
May-25	\$ 318.00	-	-
Jun-25	\$ 319.00	-	-
Jul-25	\$ 319.00	-	1
Aug-25	\$ 319.00	-	-
Sep-25	\$ 319.00	-	-
Oct-25	\$ 319.00	-	-
Nov-25	\$ 319.00	-	-
Dec-25	\$ 319.00	-	-
Jan-26	\$ 319.00	-	-
Feb-26	\$ 319.00	-	-
Mar-26	\$ 319.00	-	-
Apr-26	\$ 320.00	-	-
May-26	\$ 320.00	-	-



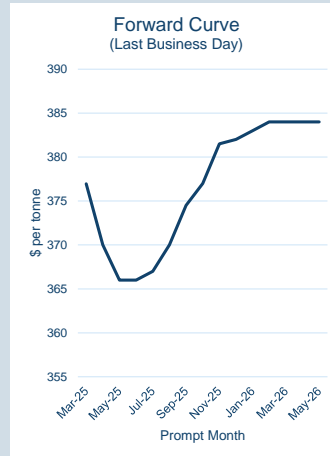


Contract specifications	
Contract Code	STD
Underlying Index	Argus' Ferrous scrap HMS 1/2 (80:20) containerised CFR Taiwan
Initial Margin	\$360 per lot (as of Nov-24)
Bloomberg Ticker	LVAA Comdty
EIKON RIC	0#CSSTF:
TT Product Code	STFCECS
CQG Product Code	LST
Lot Size	10 metric tonnes
Price Quotation	US\$ / metric tonne
Contract Type	Cash settled futures
Contract Period	Monthly out to 15 months
Trading Venues	LMEselect and Inter-office telephone
Margining	Realised variation margins applied
Trading and Clearing Fees	US\$0.30 per lot (US\$0.03 per tonne)



© The London Metal Exchange - An HKEX Company. 10 Finsbury Square, London EC2A 1AJ

The information contained within this presentation is for illustrative and educational purposes only and should not be relied upon in making any investment decision. The past performance of any commodity, derivative or other product referred to in the presentation cannot be relied upon as a guide to its future performance. Whilst every effort has been made to ensure the information is up-to-date and correct, the LME cannot guarantee that it is completely accurate and free from human error. The information is published "as is" without any warranty of any kind, express or implied, as to accuracy of the information and the LME shall not be liable for any losses or damage that may result from use of the presentation as a consequence of any inaccuracies in, or any omissions from, the information which it may contain. The information may not be reproduced, distributed or transmitted to any other person or incorporated in any way into another publication or other material.

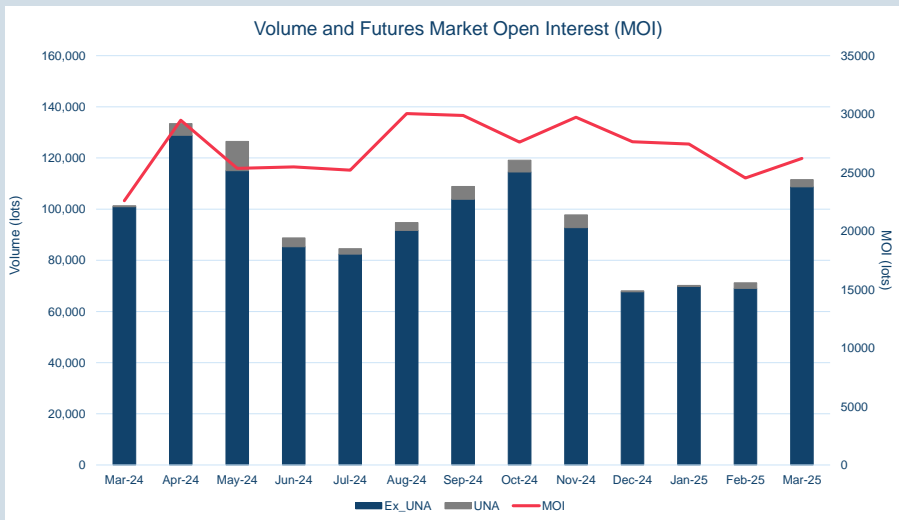


Front Month	
Average	\$372.59
Minimum	\$362.50
Maximum	\$377.00

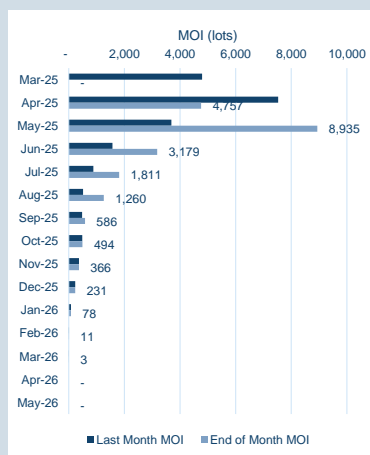
Volume (ex UNA) Mar-2025	
Lots	108,715

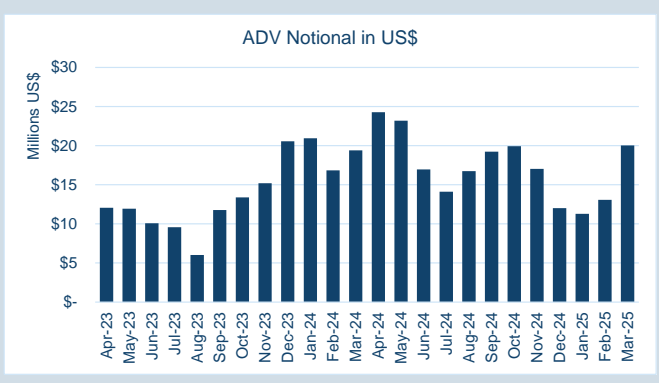
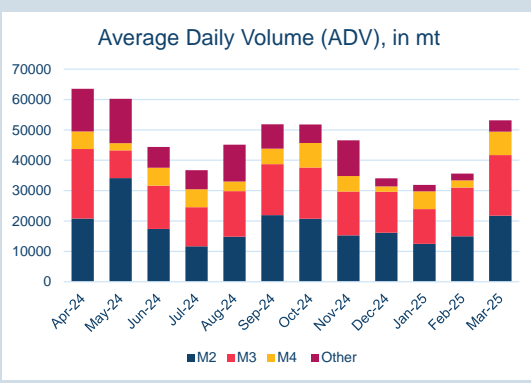
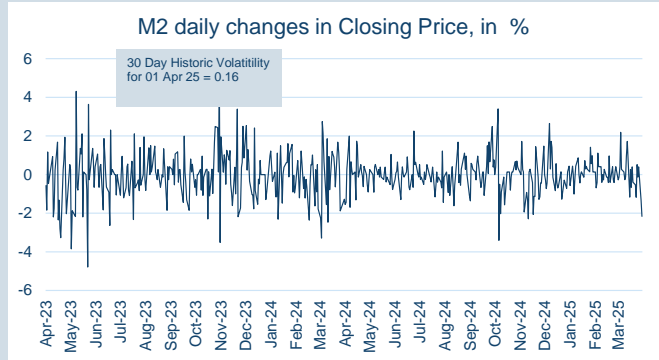
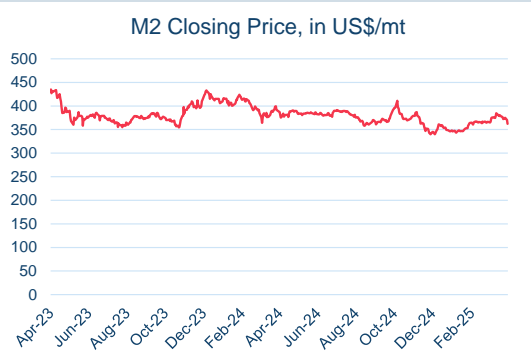
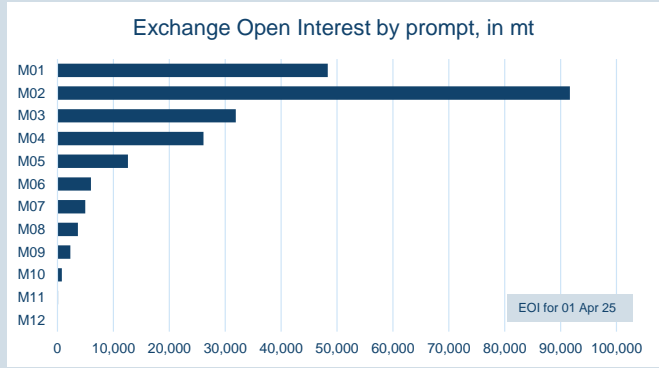
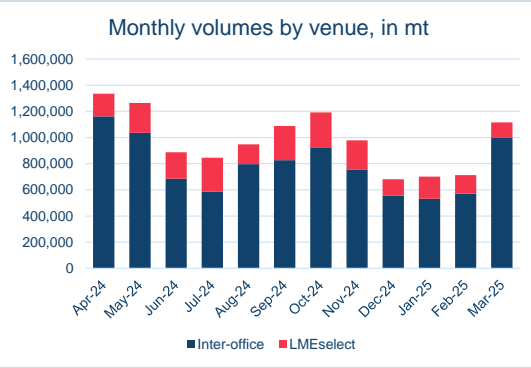
Volume (inc UNA) Mar-2025	
Lots	111,565
Tonnes	1,115,650

Volume Year To Date	
Lots	252,956
Tonnes	2,529,560

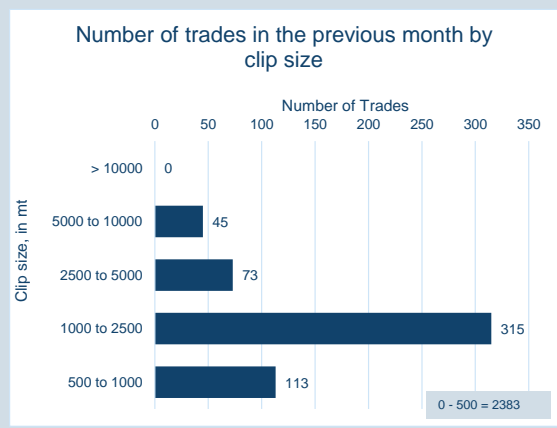


Prompt Month	End of Month - Daily Settlement	Volume (inc UNA)	End of Month - MOI
Mar-25	\$ 376.96	674	-
Apr-25	\$ 370.00	45,898	4,757
May-25	\$ 366.00	41,668	8,935
Jun-25	\$ 366.00	16,256	3,179
Jul-25	\$ 367.00	3,435	1,811
Aug-25	\$ 370.00	1,515	1,260
Sep-25	\$ 374.50	1,300	586
Oct-25	\$ 377.00	810	494
Nov-25	\$ 381.50	-	366
Dec-25	\$ 382.00	9	231
Jan-26	\$ 383.00	-	78
Feb-26	\$ 384.00	-	11
Mar-26	\$ 384.00	-	3
Apr-26	\$ 384.00	-	-
May-26	\$ 384.00	-	-

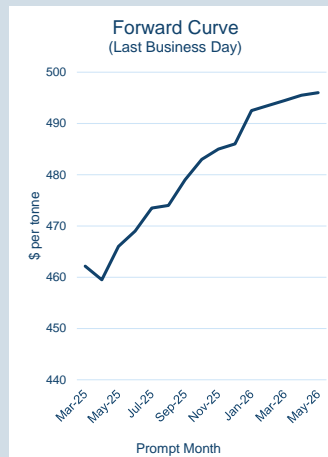




Contract specifications	
Contract Code	SCD
Underlying Index	Platts TSI HMS 1&2 (80:20) CFR Turkey
Initial Margin	\$320 per lot (as of Nov-24)
Bloomberg Ticker	JBOA Comdty
EIKON RIC	0#CSSCF:
TT Product Code	SCFCECS
CQG Product Code	SSC
Lot Size	10 metric tonnes
Price Quotation	US\$ / metric tonne
Contract Type	Cash settled futures
Contract Period	Monthly out to 15 months
Trading Venues	LMEselect and Inter-office telephone
Margining	Realised variation margins applied
Trading and Clearing Fees	US\$0.30 per lot (US\$0.03 per tonne)



© The London Metal Exchange - An HKEX Company, 10 Finsbury Square, London EC2A 1AJ
 The information contained within this presentation is for illustrative and educational purposes only and should not be relied upon in making any investment decision. The past performance of any commodity, derivative or other product referred to in the presentation cannot be relied upon as a guide to its future performance. Whilst every effort has been made to ensure the information is up-to-date and correct, the LME cannot guarantee that it is completely accurate and free from human error. The information is published "as is" without any warranty of any kind, express or implied, as to accuracy of the information and the LME shall not be liable for any losses or damage that may result from use of the presentation as a consequence of any inaccuracies in, or any omissions from, the information which it may contain. The information may not be reproduced, distributed or transmitted to any other person or incorporated in any way into another publication or other material.

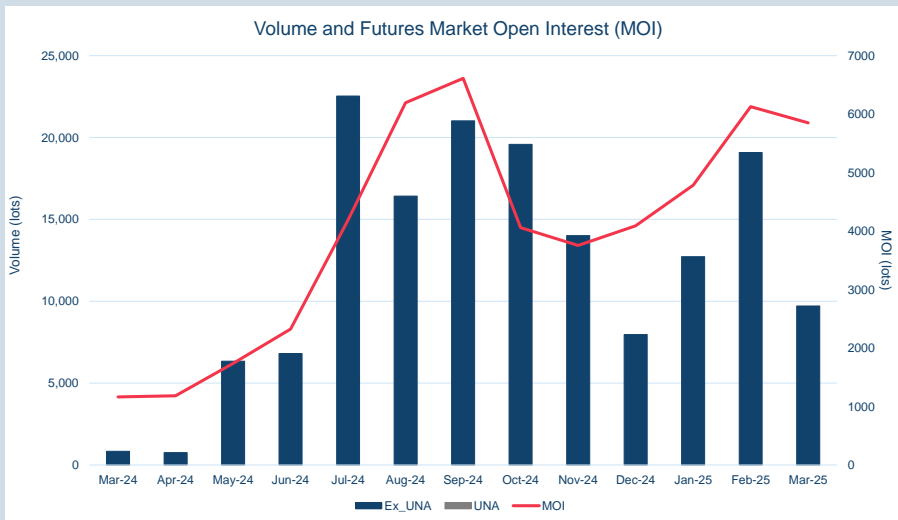


Front Month	
Average	\$464.17
Minimum	\$459.50
Maximum	\$471.50

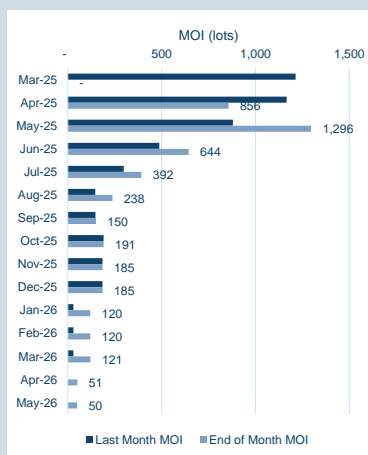
Volume (ex UNA) Mar-2025	
Lots	9,708

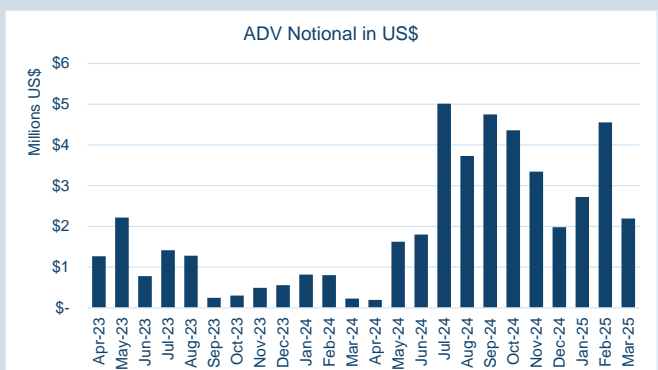
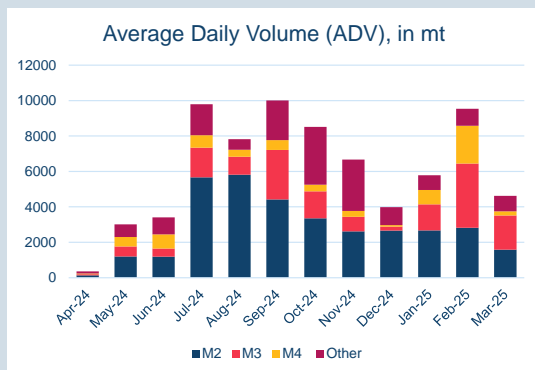
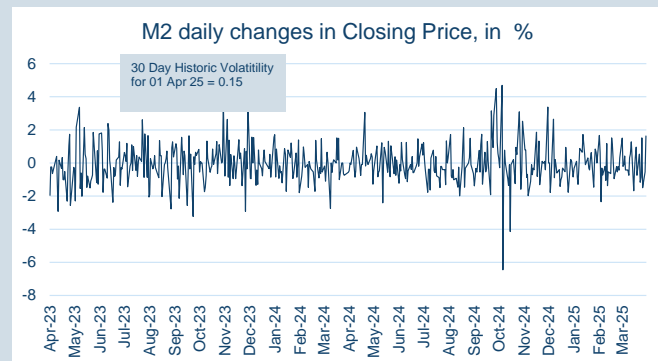
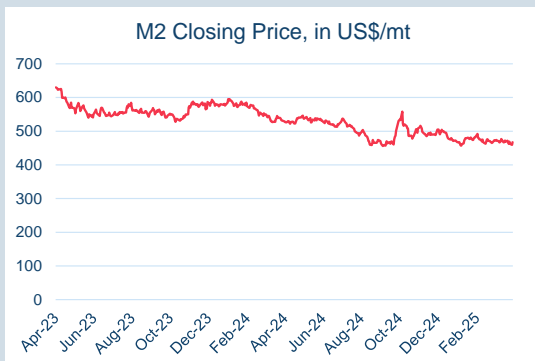
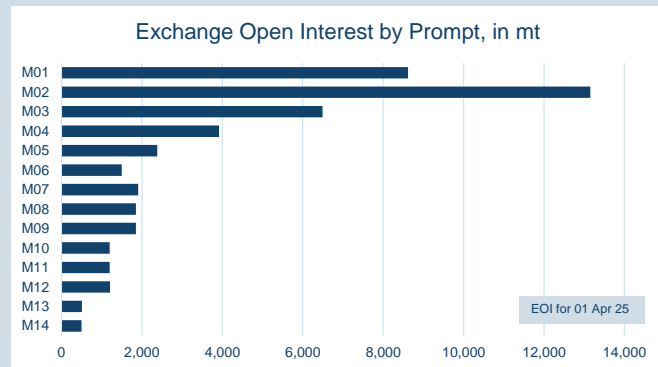
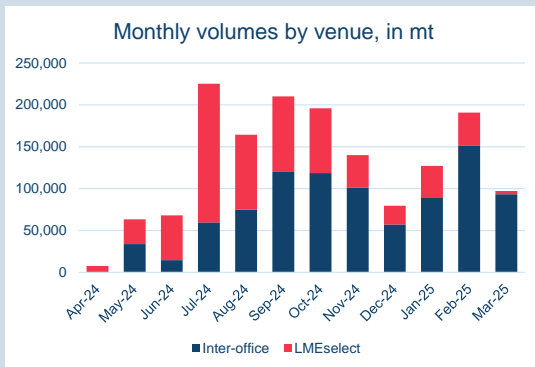
Volume (inc UNA) Mar-2025	
Lots	9,708
Tonnes	97,080

Volume Year To Date	
Lots	41,508
Tonnes	415,080

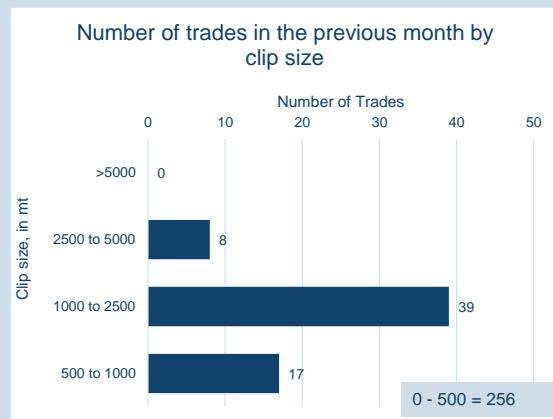


Prompt Month	End of Month - Daily Settlement	Volume (inc UNA)	End of Month - MOI
Mar-25	\$ 462.15	36	-
Apr-25	\$ 459.50	3,325	856
May-25	\$ 466.00	4,064	1,296
Jun-25	\$ 469.00	494	644
Jul-25	\$ 473.50	412	392
Aug-25	\$ 474.00	402	238
Sep-25	\$ 479.00	4	150
Oct-25	\$ 483.00	-	191
Nov-25	\$ 485.00	-	185
Dec-25	\$ 486.00	-	185
Jan-26	\$ 492.50	230	120
Feb-26	\$ 493.50	225	120
Mar-26	\$ 494.50	213	121
Apr-26	\$ 495.50	153	51
May-26	\$ 496.00	150	50



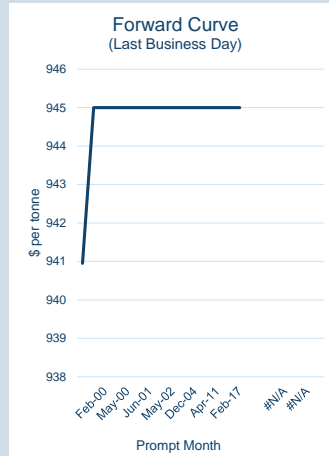
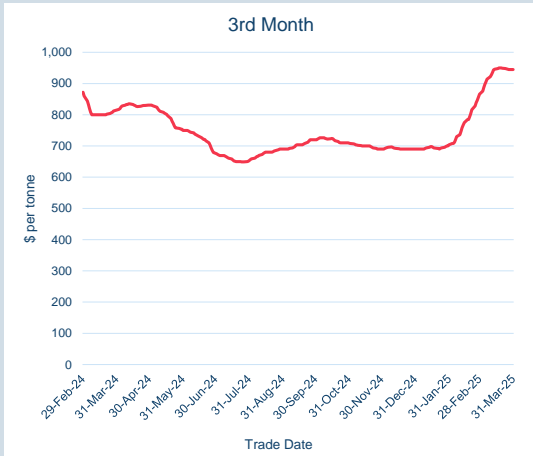


Contract specifications	
Contract Code	HCD
Underlying Index	Argus HRC FOB Tianjin China
Initial Margin	\$670 per lot (as of Nov-24)
Bloomberg Ticker	LCYA Comdty
EIKON RIC	0#CMHCF:
TT Product Code	HCFCECS
CQG Product Code	LHC
Lot Size	10 metric tonnes
Price Quotation	US\$ / metric tonne
Contract Type	Cash settled futures
Contract Period	Monthly out to 15 months
Trading Venues	LMEselect and Inter-office telephone
Margining	Realised variation margins applied
Trading and Clearing Fees	US\$0.30 per lot (US\$0.03 per tonne)



© The London Metal Exchange - An HKEX Company, 10 Finsbury Square, London EC2A 1AJ

The information contained within this presentation is for illustrative and educational purposes only and should not be relied upon in making any investment decision. The past performance of any commodity, derivative or other product referred to in the presentation cannot be relied upon as a guide to its future performance. Whilst every effort has been made to ensure the information is up-to-date and correct, the LME cannot guarantee that it is completely accurate and free from human error. The information is published "as is" without any warranty of any kind, express or implied, as to accuracy of the information and the LME shall not be liable for any losses or damage that may result from use of the presentation as a consequence of any inaccuracies in, or any omissions from, the information which it may contain. The information may not be reproduced, distributed or transmitted to any other person or incorporated in any way into another publication or other material.

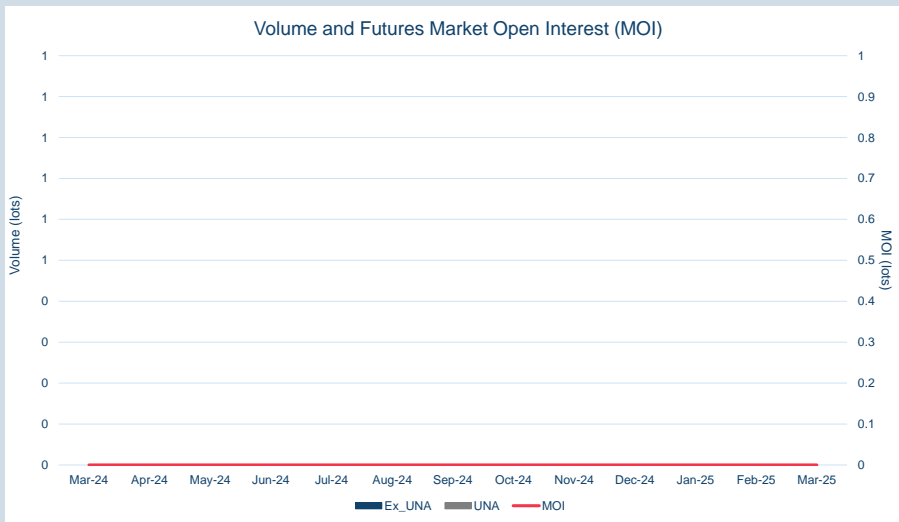


Front Month	
Average	\$933.32
Minimum	\$876.00
Maximum	\$942.86

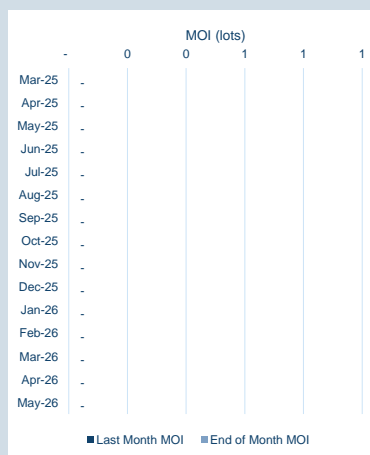
Volume (ex UNA) Mar-2025	
Lots	-

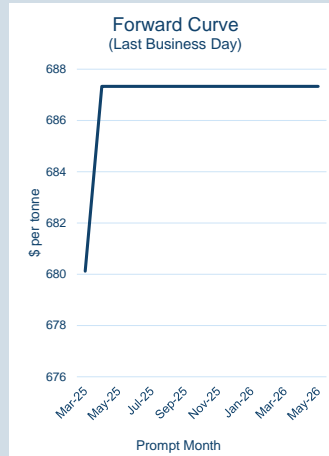
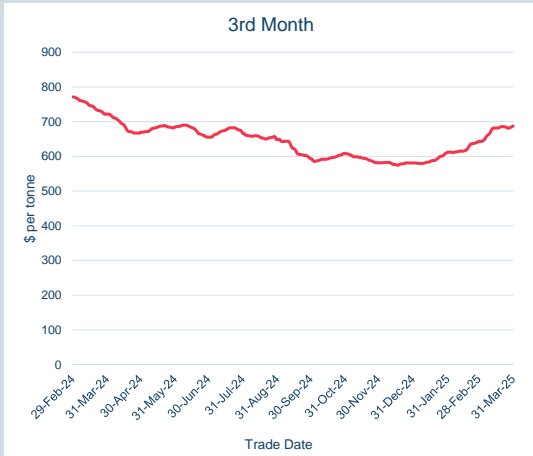
Volume (inc UNA) Mar-2025	
Lots	-
Tonnes	-

Volume Year To Date	
Lots	-
Tonnes	-



Prompt Month	End of Month - Daily Settlement	Volume (inc UNA)	End of Month - MOI
Jan-00	\$	940.95	-
Feb-00	\$	945.00	-
Feb-00	\$	945.00	-
May-00	\$	945.00	-
May-00	\$	945.00	-
Jul-00	\$	945.00	-
Jun-01	\$	945.00	-
Jan-02	\$	945.00	-
May-02	\$	945.00	-
Sep-02	\$	945.00	-
Dec-04	\$	945.00	-
Dec-06	\$	945.00	-
Apr-11	\$	945.00	-
Nov-29	\$	945.00	-
Feb-17	\$	945.00	-



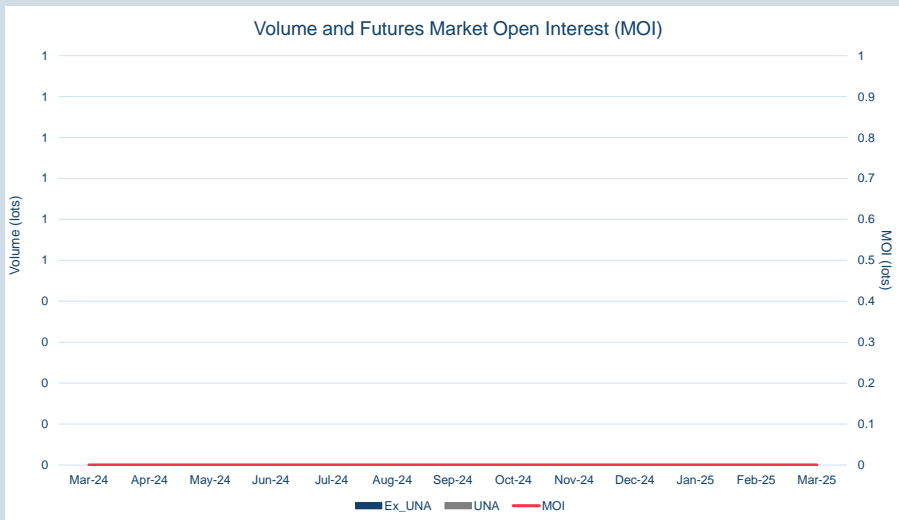


Front Month	
Average	\$674.02
Minimum	\$643.12
Maximum	\$683.52

Volume (ex UNA) Mar-2025	
Lots	-

Volume (inc UNA) Mar-2025	
Lots	-
Tonnes	-

Volume Year To Date	
Lots	-
Tonnes	-



Prompt Month	End of Month - Daily Settlement	Volume (inc UNA)	End of Month - MOI
Mar-25	\$ 680.12	-	-
Apr-25	\$ 687.33	-	-
May-25	\$ 687.33	-	-
Jun-25	\$ 687.33	-	-
Jul-25	\$ 687.33	-	-
Aug-25	\$ 687.33	-	-
Sep-25	\$ 687.33	-	-
Oct-25	\$ 687.33	-	-
Nov-25	\$ 687.33	-	-
Dec-25	\$ 687.33	-	-
Jan-26	\$ 687.33	-	-
Feb-26	\$ 687.33	-	-
Mar-26	\$ 687.33	-	-
Apr-26	\$ 687.33	-	-
May-26	\$ 687.33	-	-

