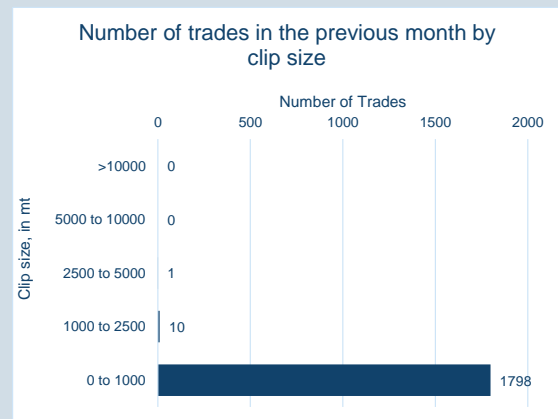


Contract specifications	
Contract Code	SRD
Underlying Index	Platts Steel Rebar FOB Turkey
Initial Margin	\$440 per lot (as of Jun-24)
Bloomberg Ticker	JBPA Comdty
EIKON RIC	0#CSRRF:
TT Product Code	SRFCECS
CQG Product Code	SSR
Lot Size	10 metric tonnes
Price Quotation	US\$ / metric tonne
Contract Type	Cash settled futures
Contract Period	Monthly out to 15 months
Trading Venues	LMEselect and Inter-office telephone
Margining	Realised variation margins applied
Trading and Clearing Fees	US\$0.30 per lot (US\$0.03 per tonne)



© The London Metal Exchange - An HKEX Company, 10 Finsbury Square, London EC2A 1AJ

The information contained within this presentation is for illustrative and educational purposes only and should not be relied upon in making any investment decision. The past performance of any commodity, derivative or other product referred to in the presentation cannot be relied upon as a guide to its future performance. Whilst every effort has been made to ensure the information is up-to-date and correct, the LME cannot guarantee that it is completely accurate and free from human error. The information is published "as is" without any warranty of any kind, express or implied, as to accuracy of the information and the LME shall not be liable for any losses or damage that may result from use of the presentation as a consequence of any inaccuracies in, or any omissions from, the information which it may contain. The information may not be reproduced, distributed or transmitted to any other person or incorporated in any way into another publication or other material.

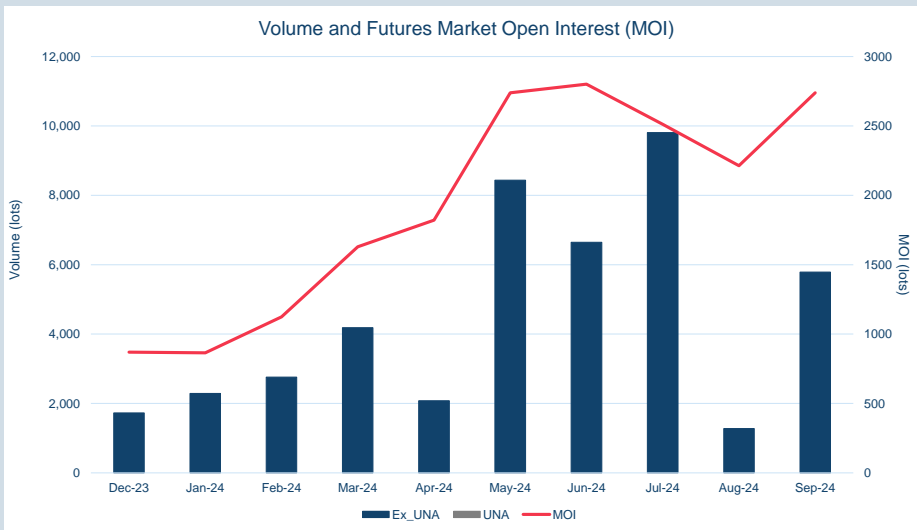


Front Month	
Average	\$576.87
Minimum	\$569.00
Maximum	\$582.00

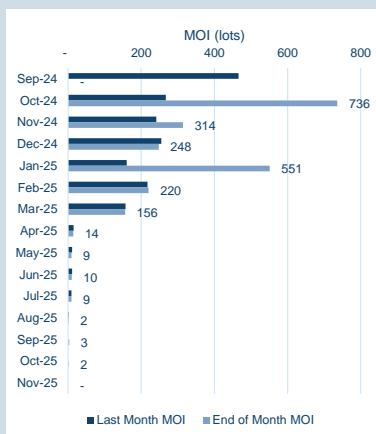
Volume (ex UNA) Sep-2024	
Lots	5,786

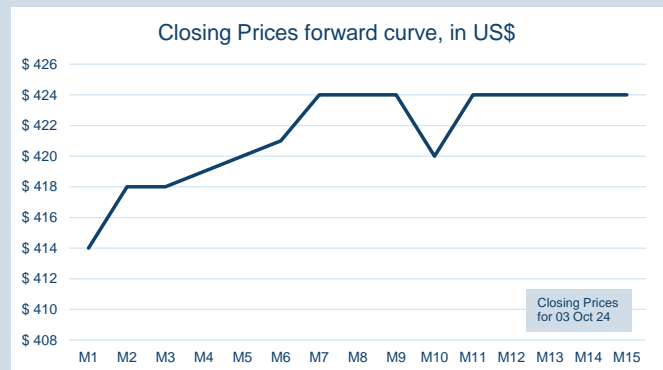
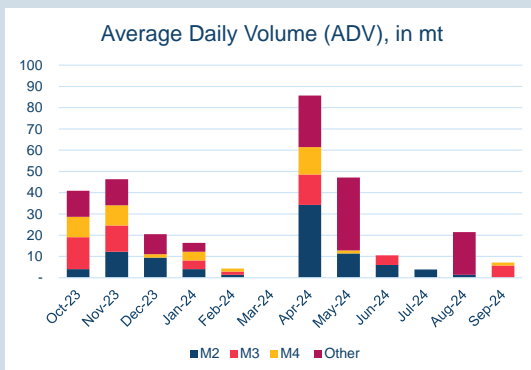
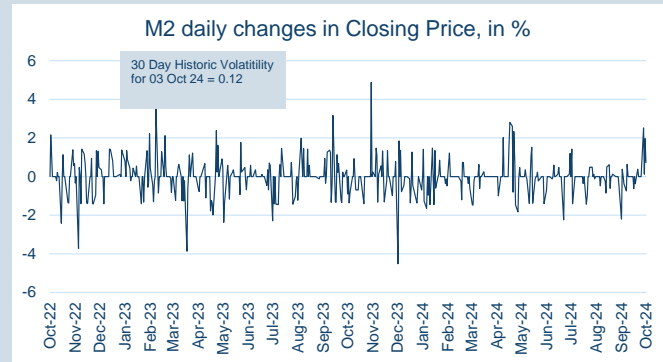
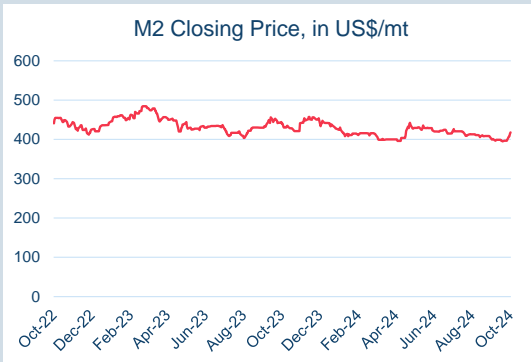
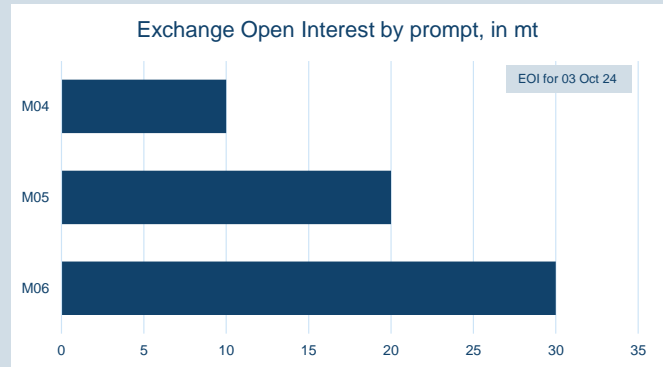
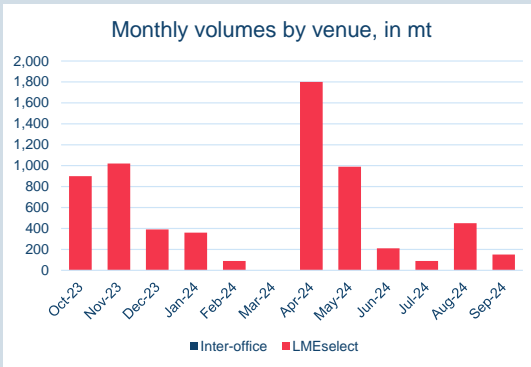
Volume (inc UNA) Sep-2024	
Lots	5,786
Tonnes	57,860

Volume Year To Date	
Lots	43,265
Tonnes	432,650

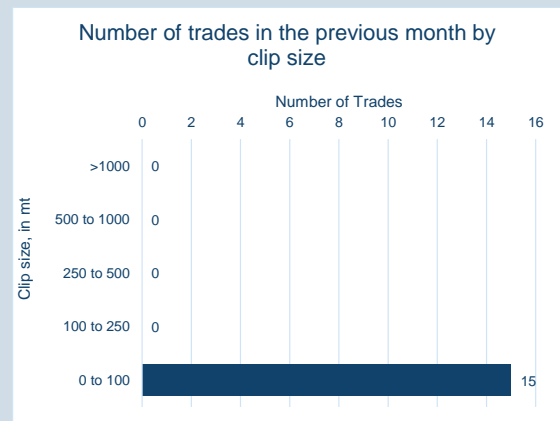


Prompt Month	End of Month - Daily Settlement	Volume (inc UNA)	End of Month - MOI
Sep-24	\$ 579.17	76	-
Oct-24	\$ 595.00	2,912	736
Nov-24	\$ 596.00	651	314
Dec-24	\$ 599.00	684	248
Jan-25	\$ 600.50	1,216	551
Feb-25	\$ 597.00	191	220
Mar-25	\$ 609.00	17	156
Apr-25	\$ 609.00	5	14
May-25	\$ 610.00	15	9
Jun-25	\$ 610.00	5	10
Jul-25	\$ 610.00	-	9
Aug-25	\$ 610.00	-	2
Sep-25	\$ 610.00	9	3
Oct-25	\$ 600.00	5	2
Nov-25	\$ 600.00	-	-



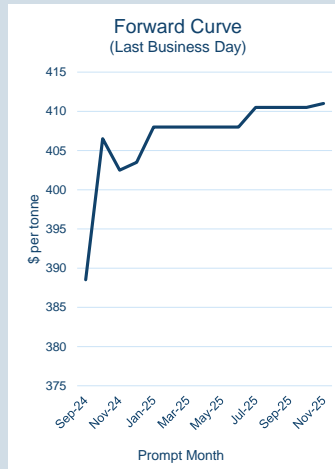


Contract specifications	
Contract Code	SID
Underlying Index	Platts' Shredded Scrap CFR Nhava Sheva
Initial Margin	\$380 per lot (as of Jun-24)
Bloomberg Ticker	LXLA Comdty
EIKON RIC	0#CSSIF:
TT Product Code	SIFCECS
CQG Product Code	LSI
Lot Size	10 metric tonnes
Price Quotation	US\$ / metric tonne
Contract Type	Cash settled futures
Contract Period	Monthly out to 15 months
Trading Venues	LMEselect and Inter-office telephone
Margining	Realised variation margins applied
Trading and Clearing Fees	US\$0.30 per lot (US\$0.03 per tonne)



© The London Metal Exchange - An HKEX Company, 10 Finsbury Square, London EC2A 1AJ

The information contained within this presentation is for illustrative and educational purposes only and should not be relied upon in making any investment decision. The past performance of any commodity, derivative or other product referred to in the presentation cannot be relied upon as a guide to its future performance. Whilst every effort has been made to ensure the information is up-to-date and correct, the LME cannot guarantee that it is completely accurate and free from human error. The information is published "as is" without any warranty of any kind, express or implied, as to accuracy of the information and the LME shall not be liable for any losses or damage that may result from use of the presentation as a consequence of any inaccuracies in, or any omissions from, the information which it may contain. The information may not be reproduced, distributed or transmitted to any other person or incorporated in any way into another publication or other material.

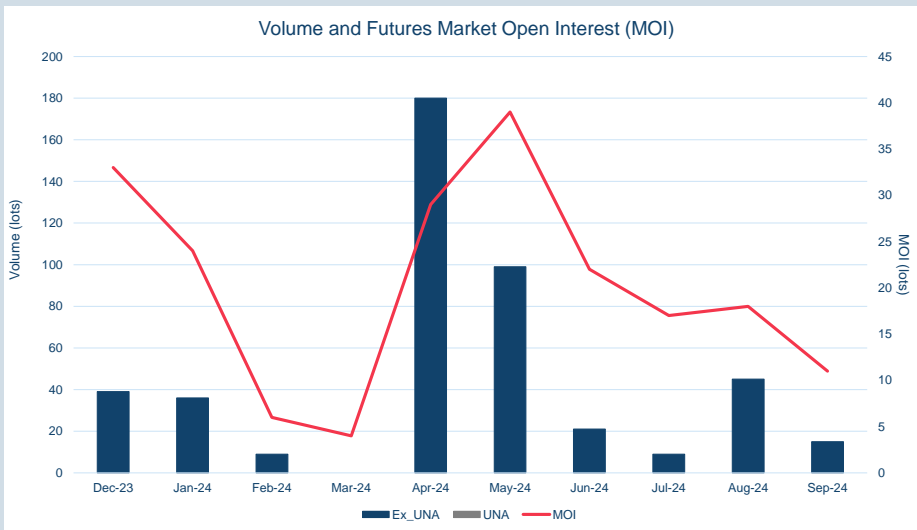


Front Month	
Average	\$398.50
Minimum	\$388.52
Maximum	\$403.50

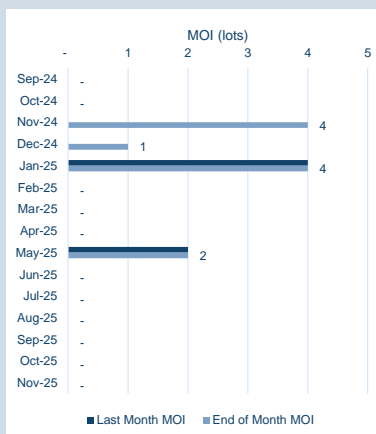
Volume (ex UNA) Sep-2024	
Lots	15

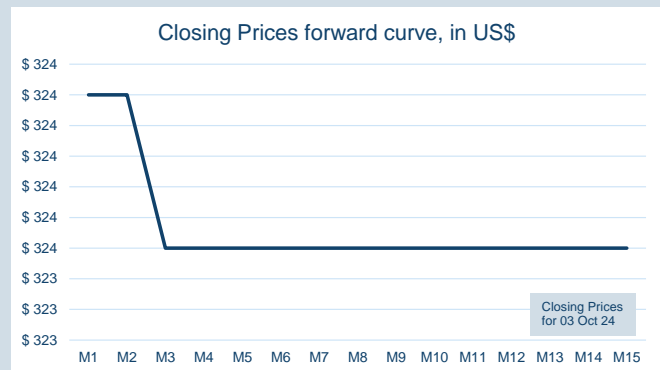
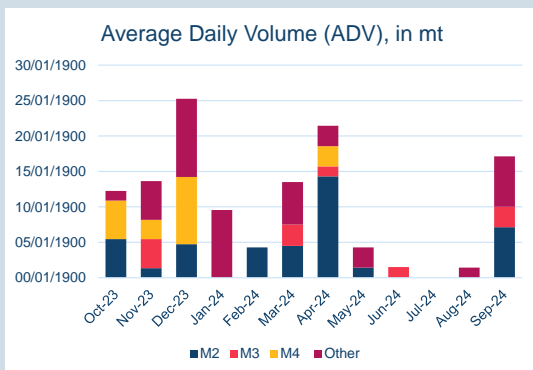
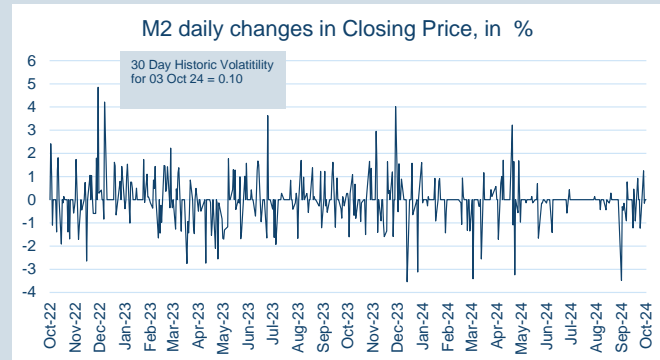
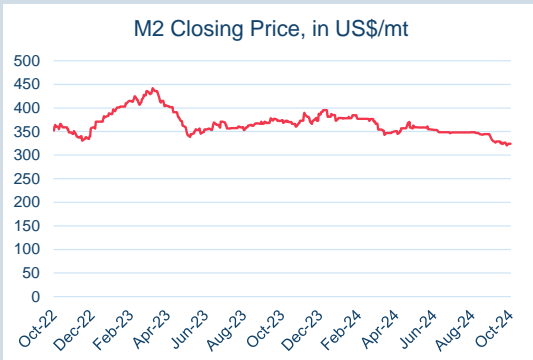
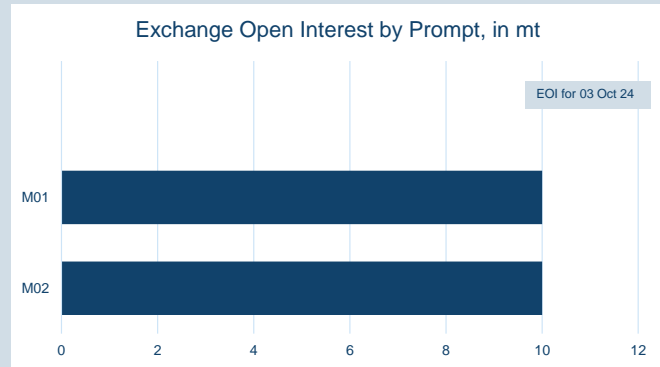
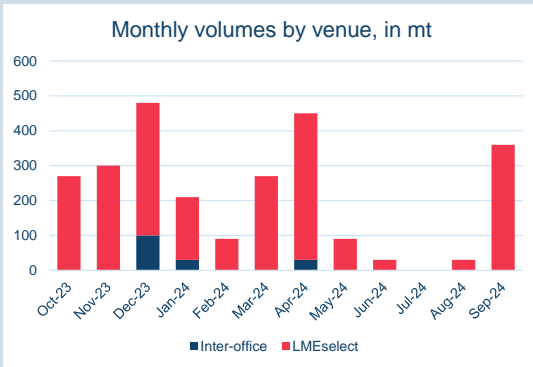
Volume (inc UNA) Sep-2024	
Lots	15
Tonnes	150

Volume Year To Date	
Lots	414
Tonnes	4,140

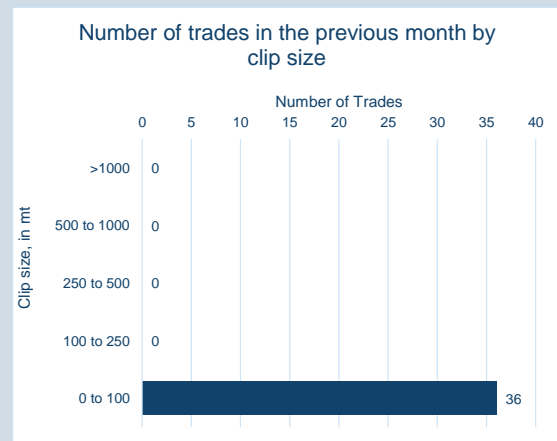


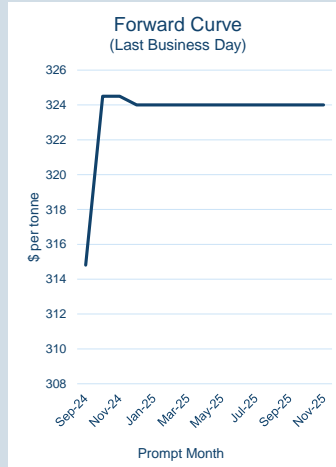
Prompt Month	End of Month - Daily Settlement	Volume (inc UNA)	End of Month - MOI
Sep-24	\$ 388.52	-	-
Oct-24	\$ 406.50	-	-
Nov-24	\$ 402.50	12	4
Dec-24	\$ 403.50	3	1
Jan-25	\$ 408.00	-	4
Feb-25	\$ 408.00	-	-
Mar-25	\$ 408.00	-	-
Apr-25	\$ 408.00	-	-
May-25	\$ 408.00	-	2
Jun-25	\$ 408.00	-	-
Jul-25	\$ 410.50	-	-
Aug-25	\$ 410.50	-	-
Sep-25	\$ 410.50	-	-
Oct-25	\$ 410.50	-	-
Nov-25	\$ 411.00	-	-





Contract specifications	
Contract Code	STD
Underlying Index	Argus' Ferrous scrap HMS 1/2 (80:20) containerised CFR Taiwan
Initial Margin	\$360 per lot (as of Jun-24)
Bloomberg Ticker	LVAA Comdty
EIKON RIC	0#CSSTF:
TT Product Code	STFCECS
CQG Product Code	LST
Lot Size	10 metric tonnes
Price Quotation	US\$ / metric tonne
Contract Type	Cash settled futures
Contract Period	Monthly out to 15 months
Trading Venues	LMEselect and Inter-office telephone
Margining	Realised variation margins applied
Trading and Clearing Fees	US\$0.30 per lot (US\$0.03 per tonne)



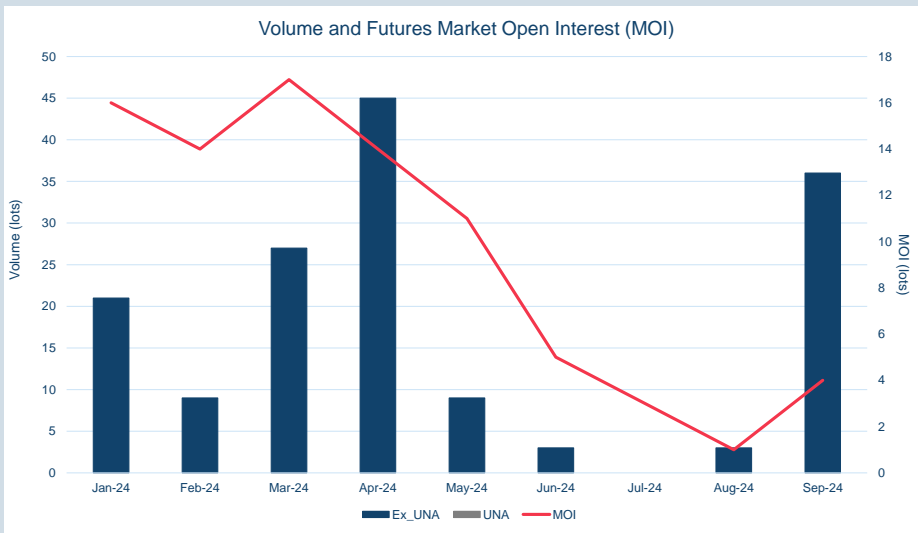


Front Month	
Average	\$325.56
Minimum	\$314.81
Maximum	\$335.00

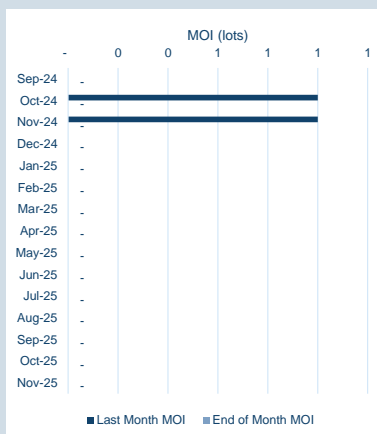
Volume (ex UNA) Sep-2024	
Lots	36

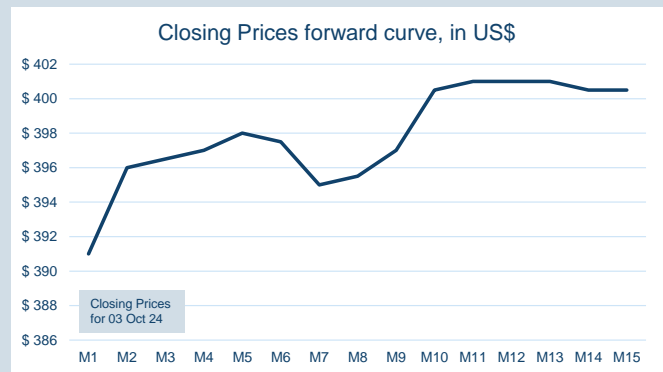
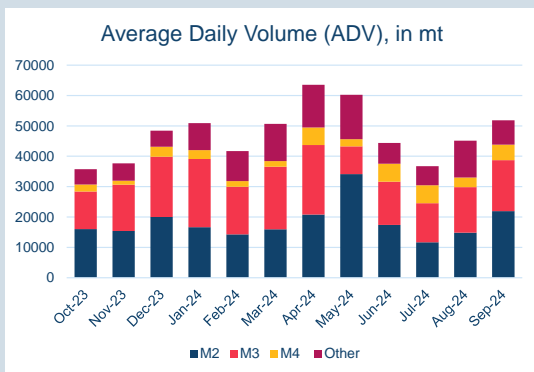
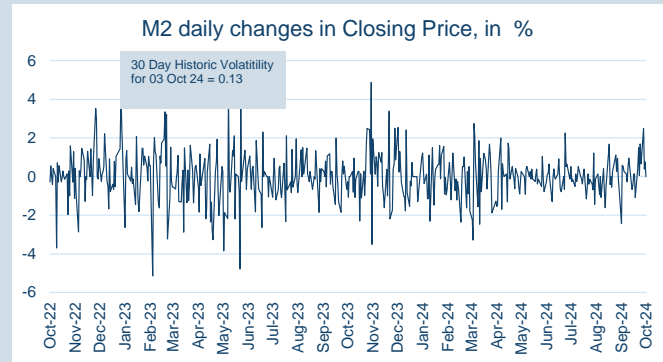
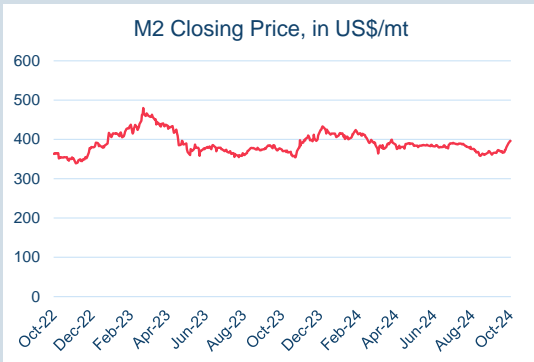
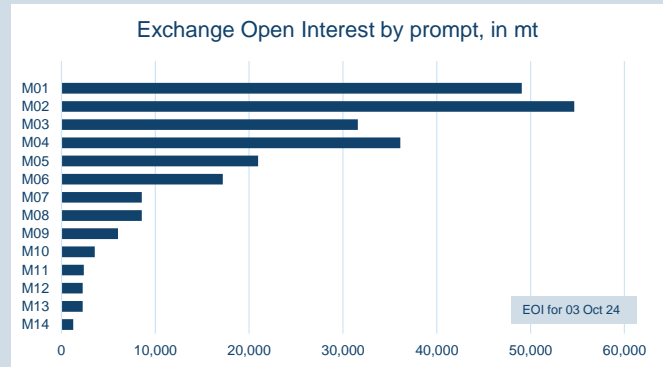
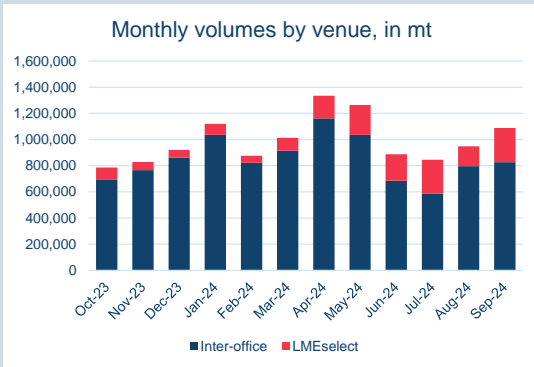
Volume (inc UNA) Sep-2024	
Lots	36
Tonnes	360

Volume Year To Date	
Lots	153
Tonnes	1,530

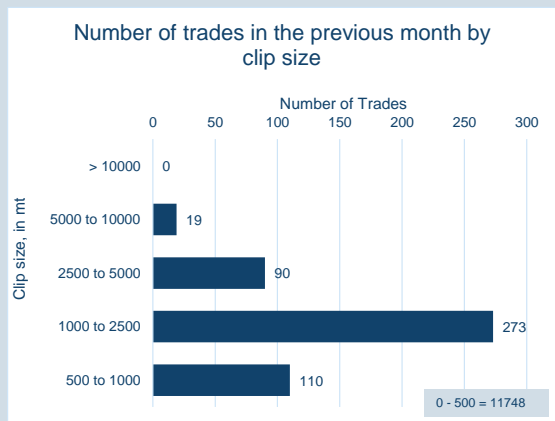


Prompt Month	End of Month - Daily Settlement	Volume (inc UNA)	End of Month - MOI
Sep-24	\$ 314.81	15	-
Oct-24	\$ 324.50	15	-
Nov-24	\$ 324.50	6	-
Dec-24	\$ 324.00	-	-
Jan-25	\$ 324.00	-	-
Feb-25	\$ 324.00	-	-
Mar-25	\$ 324.00	-	-
Apr-25	\$ 324.00	-	-
May-25	\$ 324.00	-	-
Jun-25	\$ 324.00	-	-
Jul-25	\$ 324.00	-	-
Aug-25	\$ 324.00	-	-
Sep-25	\$ 324.00	-	-
Oct-25	\$ 324.00	-	-
Nov-25	\$ 324.00	-	-



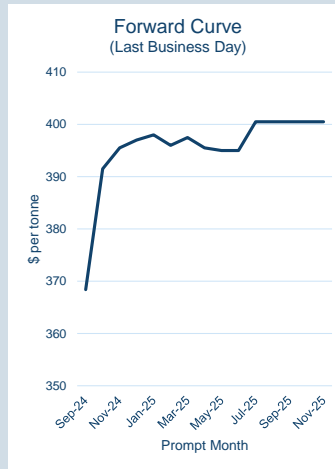


Contract specifications	
Contract Code	SCD
Underlying Index	Platts TSI HMS 1&2 (80:20) CFR Turkey
Initial Margin	\$320 per lot (as of Jun-24)
Bloomberg Ticker	JBOA Comdty
EIKON RIC	0#CSSCF:
TT Product Code	SCFCECS
CQG Product Code	SSC
Lot Size	10 metric tonnes
Price Quotation	US\$ / metric tonne
Contract Type	Cash settled futures
Contract Period	Monthly out to 15 months
Trading Venues	LMEselect and Inter-office telephone
Margining	Realised variation margins applied
Trading and Clearing Fees	US\$0.30 per lot (US\$0.03 per tonne)



© The London Metal Exchange - An HKEX Company, 10 Finsbury Square, London EC2A 1AJ

The information contained within this presentation is for illustrative and educational purposes only and should not be relied upon in making any investment decision. The past performance of any commodity, derivative or other product referred to in the presentation cannot be relied upon as a guide to its future performance. Whilst every effort has been made to ensure the information is up-to-date and correct, the LME cannot guarantee that it is completely accurate and free from human error. The information is published "as is" without any warranty of any kind, express or implied, as to accuracy of the information and the LME shall not be liable for any losses or damage that may result from use of the presentation as a consequence of any inaccuracies in, or any omissions from, the information which it may contain. The information may not be reproduced, distributed or transmitted to any other person or incorporated in any way into another publication or other material.

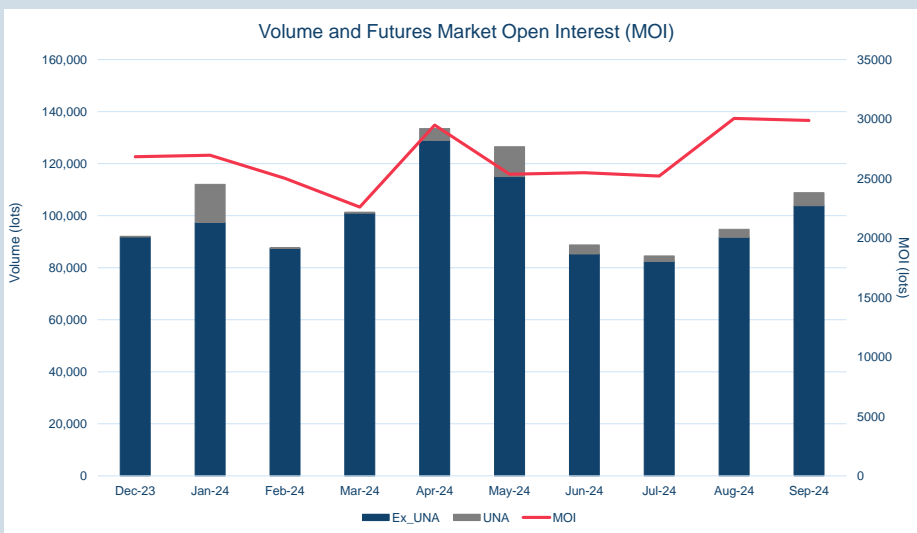


Front Month	
Average	\$368.45
Minimum	\$360.00
Maximum	\$371.50

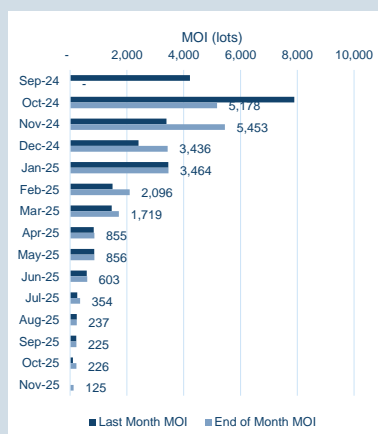
Volume (ex UNA) Sep-2024	
Lots	103,856

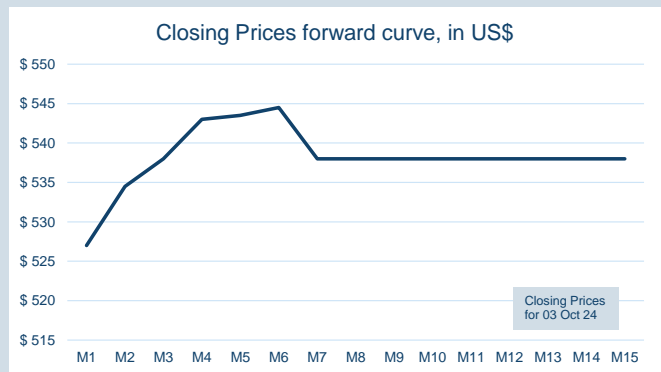
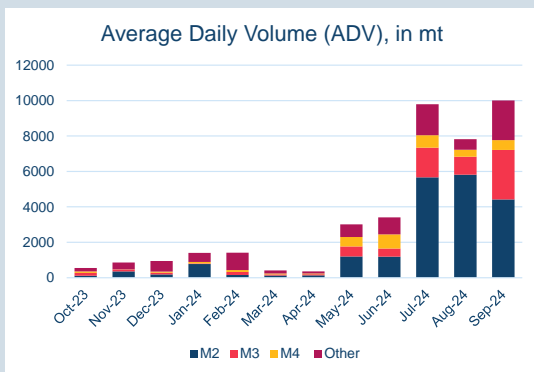
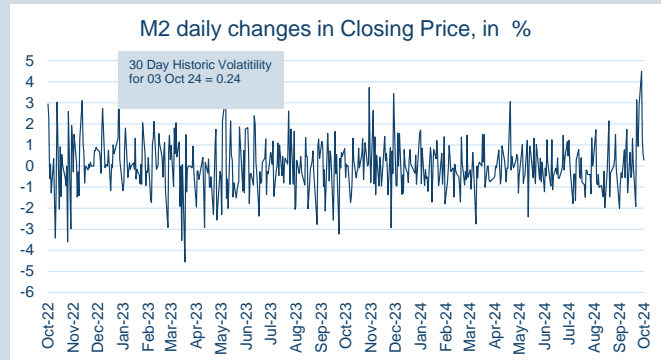
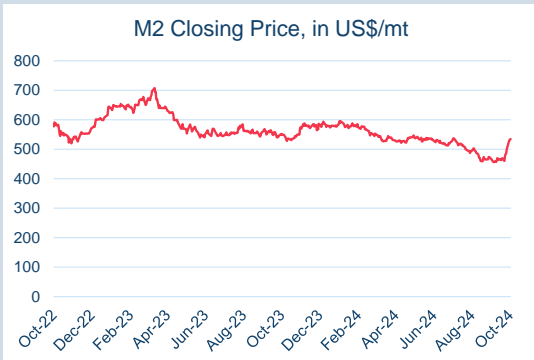
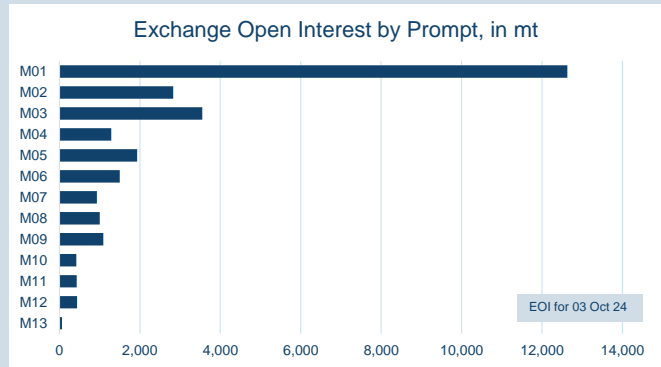
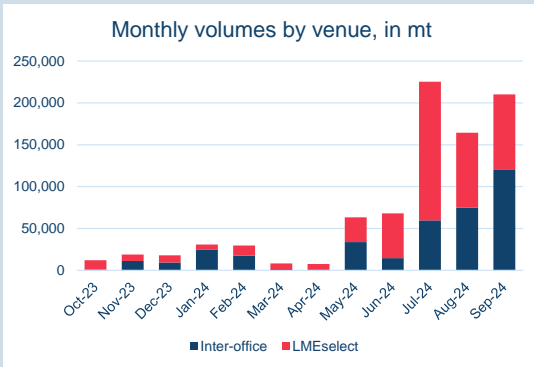
Volume (inc UNA) Sep-2024	
Lots	108,828
Tonnes	1,088,280

Volume Year To Date	
Lots	937,635
Tonnes	9,376,350

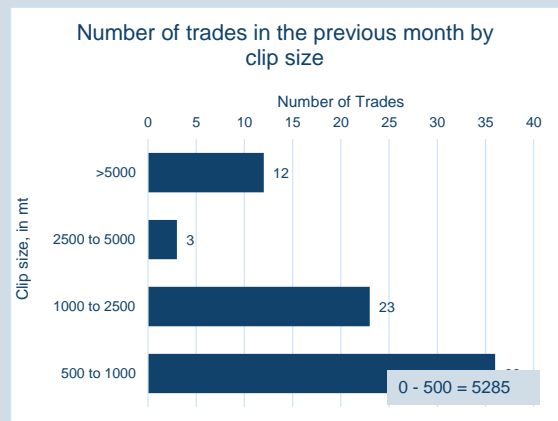


Prompt Month	End of Month - Daily Settlement	Volume (inc UNA)	End of Month - MOI
Sep-24	\$ 368.39	2,996	-
Oct-24	\$ 391.50	45,904	5,178
Nov-24	\$ 395.50	35,374	5,453
Dec-24	\$ 397.00	10,587	3,436
Jan-25	\$ 398.00	7,210	3,464
Feb-25	\$ 396.00	2,900	2,096
Mar-25	\$ 397.50	1,559	1,719
Apr-25	\$ 395.50	114	855
May-25	\$ 395.00	68	856
Jun-25	\$ 395.00	95	603
Jul-25	\$ 400.50	500	354
Aug-25	\$ 400.50	52	237
Sep-25	\$ 400.50	93	225
Oct-25	\$ 400.50	401	226
Nov-25	\$ 400.50	975	125



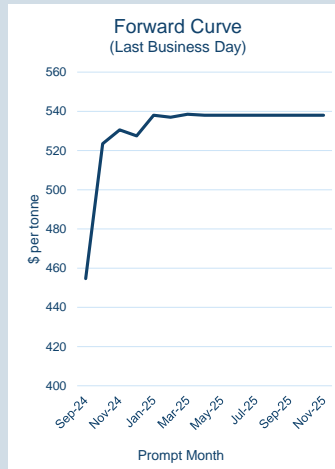


Contract specifications	
Contract Code	HCD
Underlying Index	Argus HRC FOB Tianjin China
Initial Margin	\$670 per lot (as of Jun-24)
Bloomberg Ticker	LCYA Comdty
EIKON RIC	0#CMHCF:
TT Product Code	HCFCECS
CQG Product Code	LHC
Lot Size	10 metric tonnes
Price Quotation	US\$ / metric tonne
Contract Type	Cash settled futures
Contract Period	Monthly out to 15 months
Trading Venues	LMEselect and Inter-office telephone
Margining	Realised variation margins applied
Trading and Clearing Fees	US\$0.30 per lot (US\$0.03 per tonne)



© The London Metal Exchange - An HKEX Company, 10 Finsbury Square, London EC2A 1AJ

The information contained within this presentation is for illustrative and educational purposes only and should not be relied upon in making any investment decision. The past performance of any commodity, derivative or other product referred to in the presentation cannot be relied upon as a guide to its future performance. Whilst every effort has been made to ensure the information is up-to-date and correct, the LME cannot guarantee that it is completely accurate and free from human error. The information is published "as is" without any warranty of any kind, express or implied, as to accuracy of the information and the LME shall not be liable for any losses or damage that may result from use of the presentation as a consequence of any inaccuracies in, or any omissions from, the information which it may contain. The information may not be reproduced, distributed or transmitted to any other person or incorporated in any way into another publication or other material.

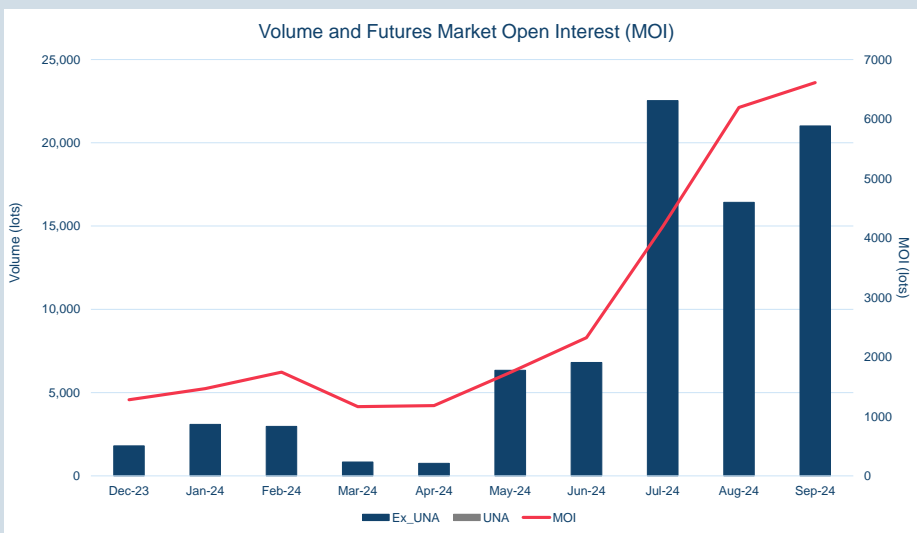


Front Month	
Average	\$453.70
Minimum	\$449.00
Maximum	\$466.00

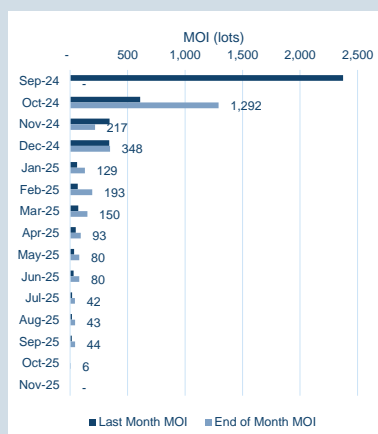
Volume (ex UNA) Sep-2024	
Lots	21,017

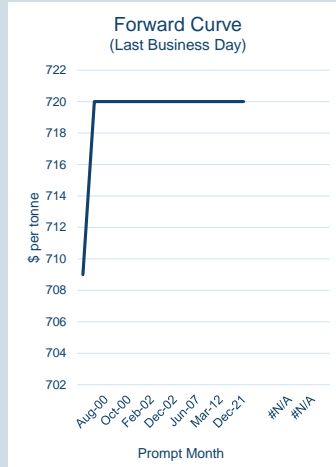
Volume (inc UNA) Sep-2024	
Lots	21,017
Tonnes	210,170

Volume Year To Date	
Lots	80,763
Tonnes	807,630



Prompt Month	End of Month - Daily Settlement	Volume (inc UNA)	End of Month - MOI
Sep-24	\$ 454.67	1,571	-
Oct-24	\$ 523.50	9,281	1,292
Nov-24	\$ 530.50	5,868	217
Dec-24	\$ 527.50	1,174	348
Jan-25	\$ 538.00	887	129
Feb-25	\$ 537.00	997	193
Mar-25	\$ 538.50	477	150
Apr-25	\$ 538.00	179	93
May-25	\$ 538.00	166	80
Jun-25	\$ 538.00	179	80
Jul-25	\$ 538.00	77	42
Aug-25	\$ 538.00	65	43
Sep-25	\$ 538.00	81	44
Oct-25	\$ 538.00	15	6
Nov-25	\$ 538.00	-	-



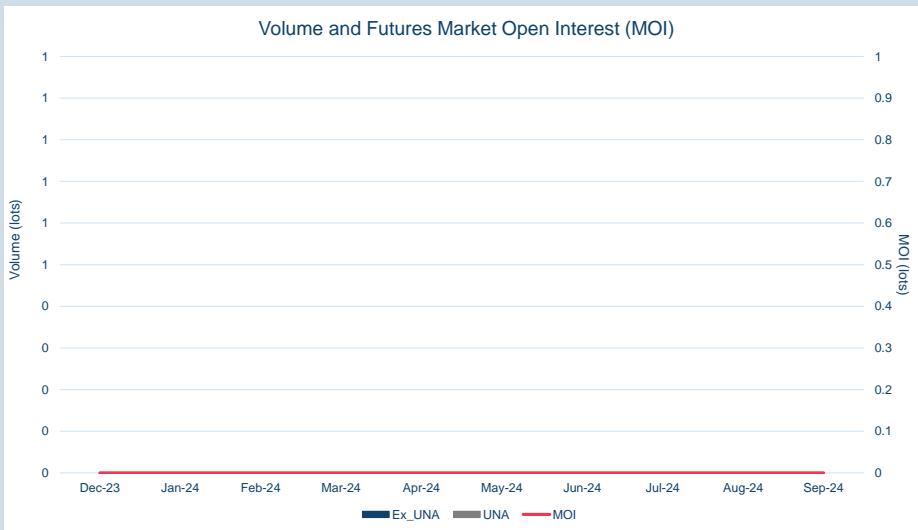


Front Month	
Average	\$701.90
Minimum	\$690.00
Maximum	\$709.00

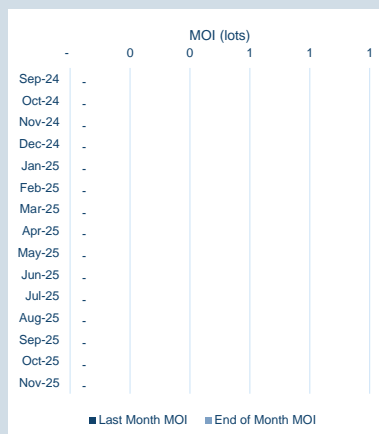
Volume (ex UNA) Sep-2024	
Lots	-

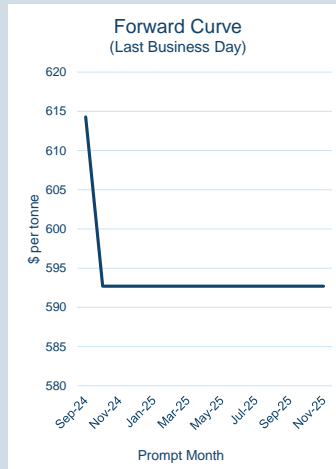
Volume (inc UNA) Sep-2024	
Lots	-
Tonnes	-

Volume Year To Date	
Lots	-
Tonnes	-



Prompt Month	End of Month - Daily Settlement	Volume (inc UNA)	End of Month - MOI
Jan-00	\$ 709.00	-	-
May-00	\$ 720.00	-	-
Aug-00	\$ 720.00	-	-
Oct-00	\$ 720.00	-	-
Oct-00	\$ 720.00	-	-
Feb-01	\$ 720.00	-	-
Feb-02	\$ 720.00	-	-
Nov-02	\$ 720.00	-	-
Dec-02	\$ 720.00	-	-
Jan-06	\$ 720.00	-	-
Jun-07	\$ 720.00	-	-
Nov-11	\$ 720.00	-	-
Mar-12	\$ 720.00	-	-
Nov-17	\$ 720.00	-	-
Dec-21	\$ 720.00	-	-



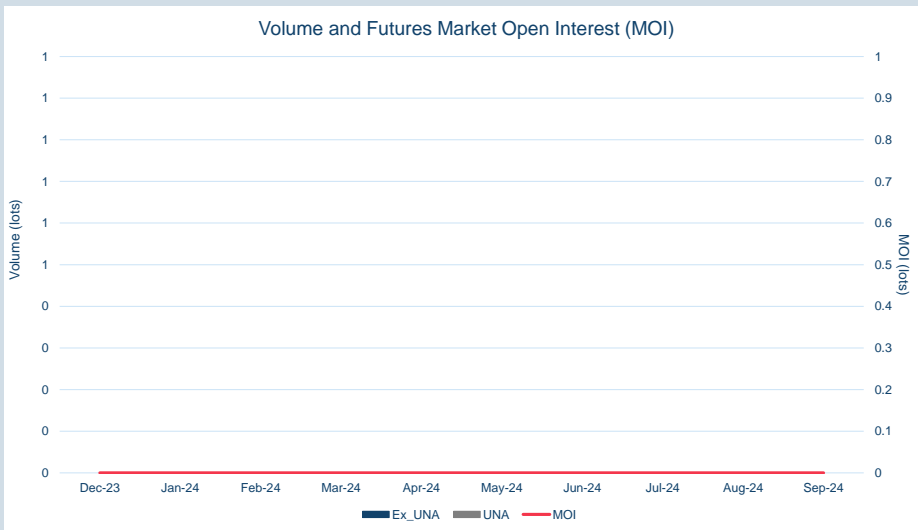


Front Month	
Average	\$626.90
Minimum	\$614.28
Maximum	\$648.91

Volume (ex UNA) Sep-2024	
Lots	-

Volume (inc UNA) Sep-2024	
Lots	-
Tonnes	-

Volume Year To Date	
Lots	-
Tonnes	-



Prompt Month	End of Month - Daily Settlement	Volume (inc UNA)	End of Month - MOI
Sep-24	\$ 614.28	-	-
Oct-24	\$ 592.70	-	-
Nov-24	\$ 592.70	-	-
Dec-24	\$ 592.70	-	-
Jan-25	\$ 592.70	-	-
Feb-25	\$ 592.70	-	-
Mar-25	\$ 592.70	-	-
Apr-25	\$ 592.70	-	-
May-25	\$ 592.70	-	-
Jun-25	\$ 592.70	-	-
Jul-25	\$ 592.70	-	-
Aug-25	\$ 592.70	-	-
Sep-25	\$ 592.70	-	-
Oct-25	\$ 592.70	-	-
Nov-25	\$ 592.70	-	-

