

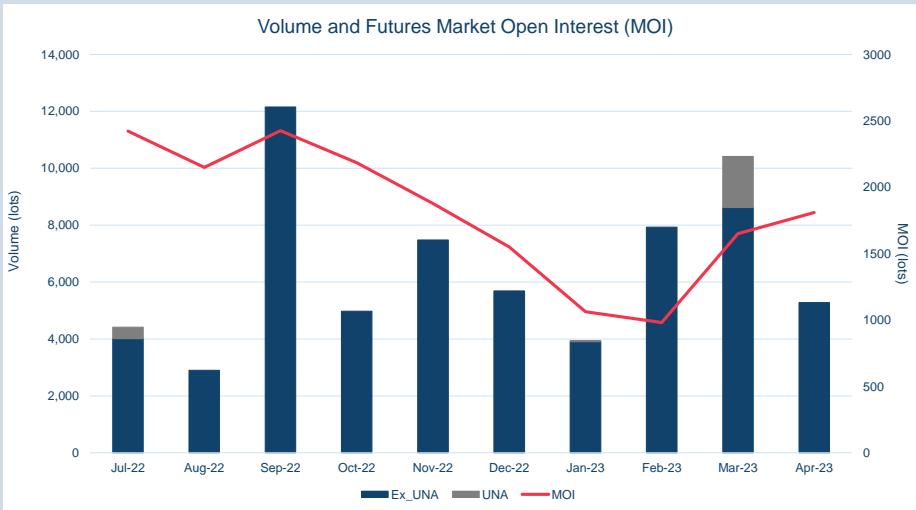


Front Month	
Average	\$678.50
Minimum	\$672.00
Maximum	\$688.00

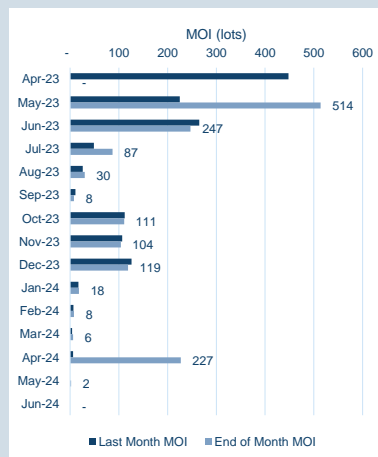
Volume (ex UNA) Apr-2023	
Lots	5,278

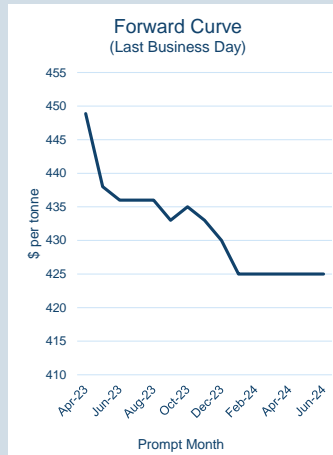
Volume (inc UNA) Apr-2023	
Lots	5,278
Tonnes	52,780

Volume Year To Date	
Lots	27,573
Tonnes	275,730



Prompt Month	End of Month - Daily Settlement	Volume (inc UNA)	End of Month - MOI
Apr-23	\$ 675.42	508	-
May-23	\$ 618.00	2,465	514
Jun-23	\$ 619.00	760	247
Jul-23	\$ 618.00	386	87
Aug-23	\$ 617.00	214	30
Sep-23	\$ 617.00	250	8
Oct-23	\$ 617.50	17	111
Nov-23	\$ 617.50	16	104
Dec-23	\$ 615.00	75	119
Jan-24	\$ 618.00	35	18
Feb-24	\$ 618.00	20	8
Mar-24	\$ 615.50	57	6
Apr-24	\$ 618.00	467	227
May-24	\$ 620.00	8	2
Jun-24	\$ 615.00	-	-



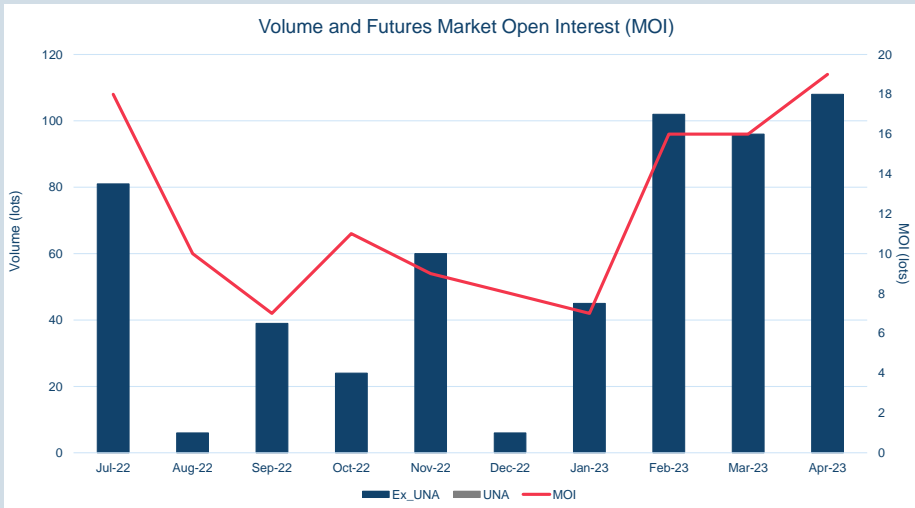


Front Month	
Average	\$455.05
Minimum	\$448.88
Maximum	\$456.50

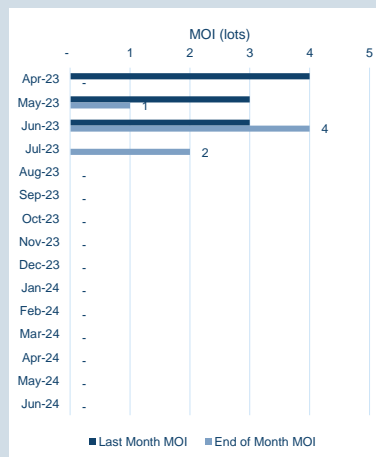
Volume (ex UNA) Apr-2023	
Lots	108

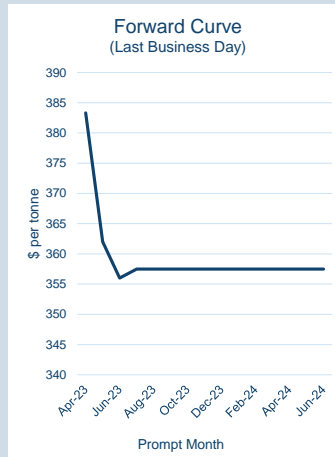
Volume (inc UNA) Apr-2023	
Lots	108
Tonnes	1,080

Volume Year To Date	
Lots	351
Tonnes	3,510



Prompt Month	End of Month - Daily Settlement	Volume (inc UNA)	End of Month - MOI
Apr-23	\$ 448.88	-	-
May-23	\$ 438.00	63	1
Jun-23	\$ 436.00	27	4
Jul-23	\$ 436.00	15	2
Aug-23	\$ 436.00	-	-
Sep-23	\$ 433.00	3	-
Oct-23	\$ 435.00	-	-
Nov-23	\$ 433.00	-	-
Dec-23	\$ 430.00	-	-
Jan-24	\$ 425.00	-	-
Feb-24	\$ 425.00	-	-
Mar-24	\$ 425.00	-	-
Apr-24	\$ 425.00	-	-
May-24	\$ 425.00	-	-
Jun-24	\$ 425.00	-	-



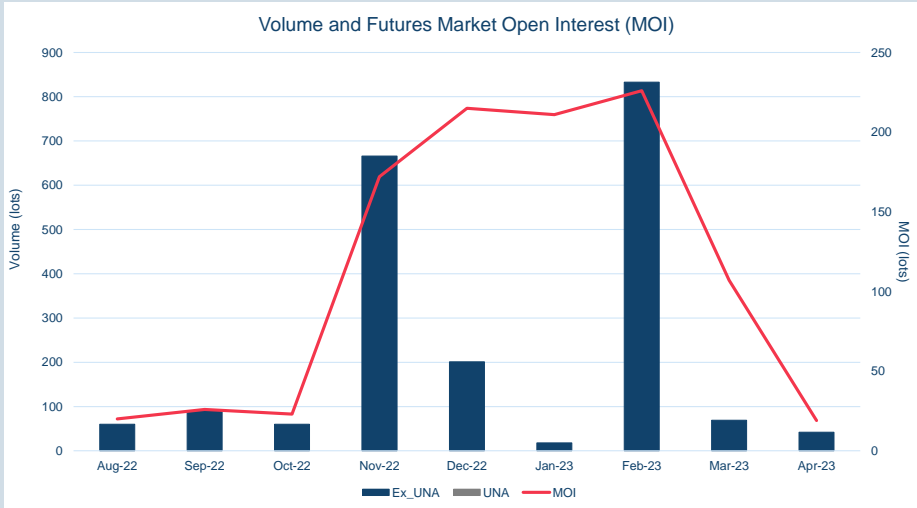


Front Month	
Average	\$390.93
Minimum	\$381.00
Maximum	\$406.00

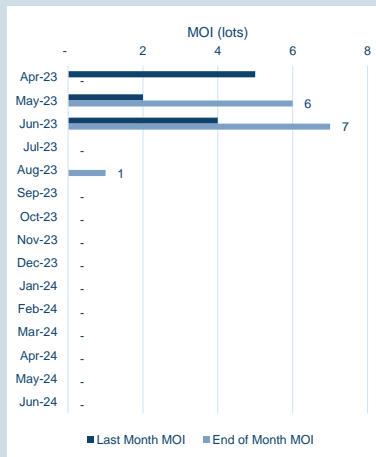
Volume (ex UNA) Apr-2023	
Lots	42

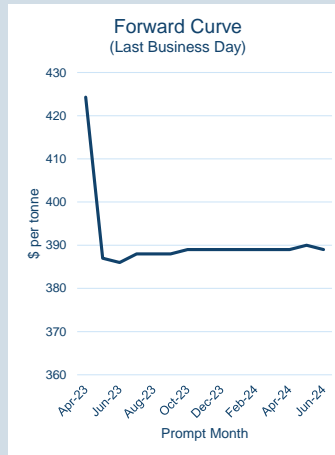
Volume (inc UNA) Apr-2023	
Lots	42
Tonnes	420

Volume Year To Date	
Lots	962
Tonnes	9,620



Prompt Month	End of Month - Daily Settlement	Volume (inc UNA)	End of Month - MOI
Apr-23	\$ 383.32	-	-
May-23	\$ 362.00	24	6
Jun-23	\$ 356.00	15	7
Jul-23	\$ 357.50	-	-
Aug-23	\$ 357.50	3	1
Sep-23	\$ 357.50	-	-
Oct-23	\$ 357.50	-	-
Nov-23	\$ 357.50	-	-
Dec-23	\$ 357.50	-	-
Jan-24	\$ 357.50	-	-
Feb-24	\$ 357.50	-	-
Mar-24	\$ 357.50	-	-
Apr-24	\$ 357.50	-	-
May-24	\$ 357.50	-	-
Jun-24	\$ 357.50	-	-



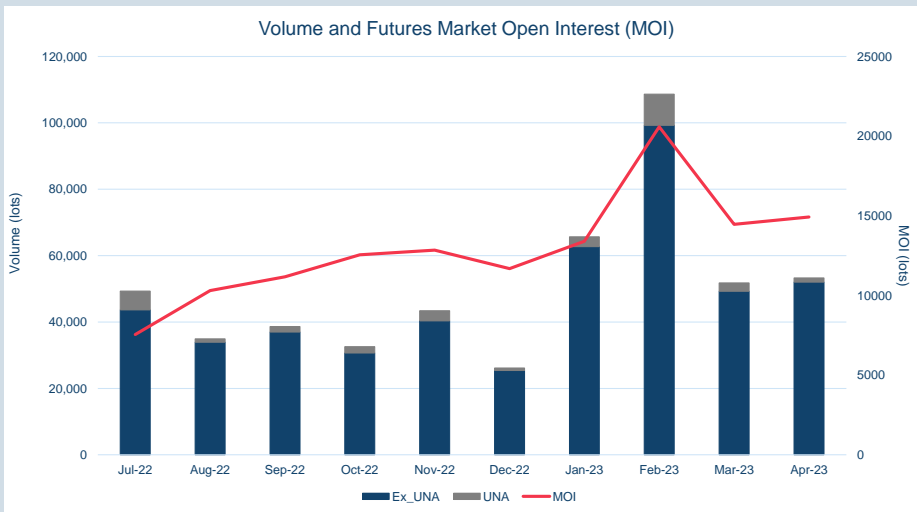


Front Month	
Average	\$428.88
Minimum	\$419.00
Maximum	\$445.00

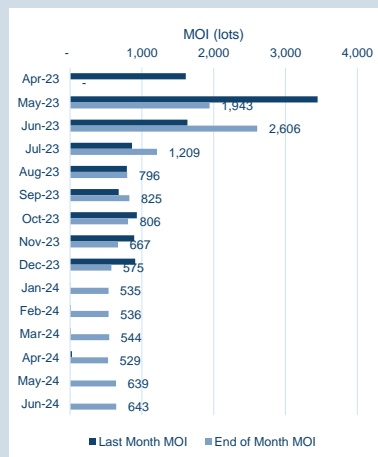
Volume (ex UNA) Apr-2023	
Lots	52,026

Volume (inc UNA) Apr-2023	
Lots	53,266
Tonnes	532,660

Volume Year To Date	
Lots	279,364
Tonnes	2,793,640



Prompt Month	End of Month - Daily Settlement	Volume (inc UNA)	End of Month - MOI
Apr-23	\$ 424.29	3,460	-
May-23	\$ 387.00	12,859	1,943
Jun-23	\$ 386.00	9,960	2,606
Jul-23	\$ 388.00	3,954	1,209
Aug-23	\$ 388.00	1,889	796
Sep-23	\$ 388.00	2,168	825
Oct-23	\$ 389.00	3,078	806
Nov-23	\$ 389.00	2,664	667
Dec-23	\$ 389.00	2,342	575
Jan-24	\$ 389.00	1,762	535
Feb-24	\$ 389.00	1,797	536
Mar-24	\$ 389.00	1,825	544
Apr-24	\$ 389.00	1,638	529
May-24	\$ 390.00	1,944	639
Jun-24	\$ 389.00	1,926	643



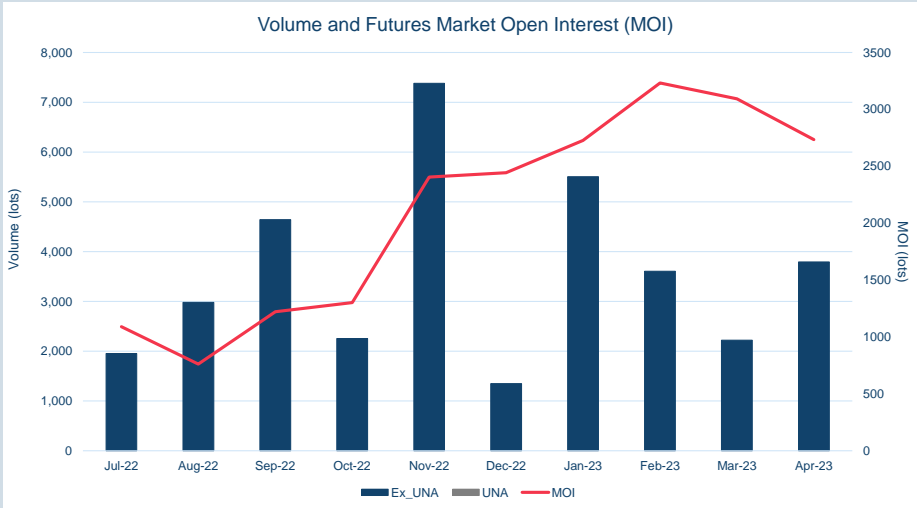


Front Month	
Average	\$623.17
Minimum	\$612.00
Maximum	\$640.00

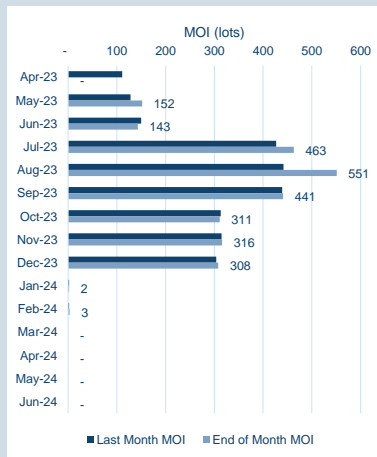
Volume (ex UNA) Apr-2023	
Lots	3,792

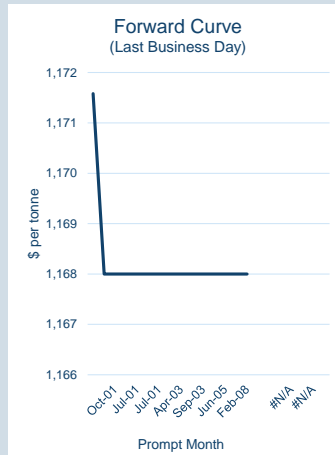
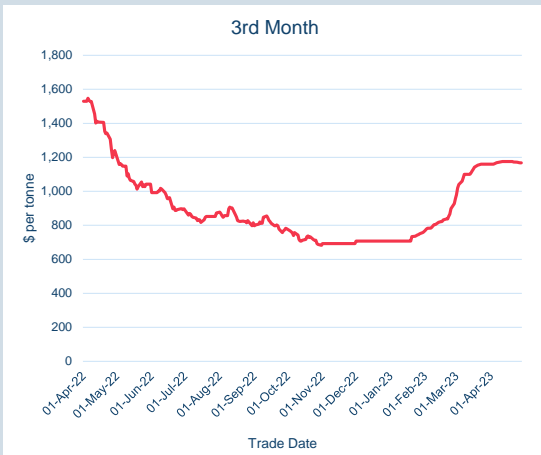
Volume (inc UNA) Apr-2023	
Lots	3,792
Tonnes	37,920

Volume Year To Date	
Lots	15,122
Tonnes	151,220



Prompt Month	End of Month - Daily Settlement	Volume (inc UNA)	End of Month - MOI
Apr-23	\$ 617.11	543	-
May-23	\$ 570.00	1,171	152
Jun-23	\$ 573.50	843	143
Jul-23	\$ 576.50	518	463
Aug-23	\$ 570.00	623	551
Sep-23	\$ 573.00	39	441
Oct-23	\$ 575.00	8	311
Nov-23	\$ 575.00	3	316
Dec-23	\$ 574.00	21	308
Jan-24	\$ 572.00	-	2
Feb-24	\$ 570.00	15	3
Mar-24	\$ 568.00	8	-
Apr-24	\$ 568.00	-	-
May-24	\$ 568.00	-	-
Jun-24	\$ 568.00	-	-



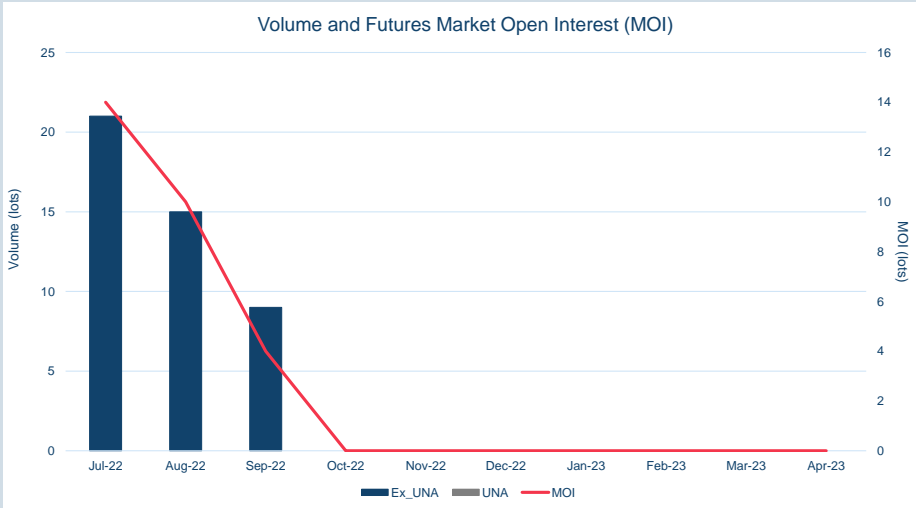


Front Month	
Average	\$1,173.14
Minimum	\$1,160.00
Maximum	\$1,175.00

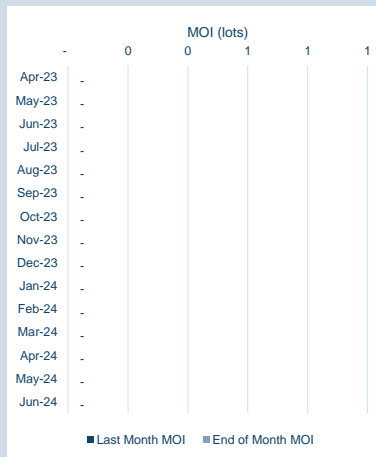
Volume (ex UNA) Apr-2023	
Lots	-

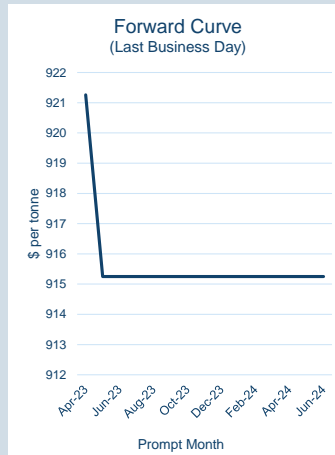
Volume (inc UNA) Apr-2023	
Lots	-
Tonnes	-

Volume Year To Date	
Lots	-
Tonnes	-



Prompt Month	End of Month - Daily Settlement	Volume (inc UNA)	End of Month - MOI
Jan-00	\$ 1,171.58	-	-
Oct-01	\$ 1,168.00	-	-
Oct-01	\$ 1,168.00	-	-
Jan-02	\$ 1,168.00	-	-
Jul-01	\$ 1,168.00	-	-
Jul-01	\$ 1,168.00	-	-
Jul-01	\$ 1,168.00	-	-
Dec-02	\$ 1,168.00	-	-
Apr-03	\$ 1,168.00	-	-
Sep-03	\$ 1,168.00	-	-
Sep-03	\$ 1,168.00	-	-
Feb-04	\$ 1,168.00	-	-
Jun-05	\$ 1,168.00	-	-
Sep-08	\$ 1,168.00	-	-
Feb-08	\$ 1,168.00	-	-



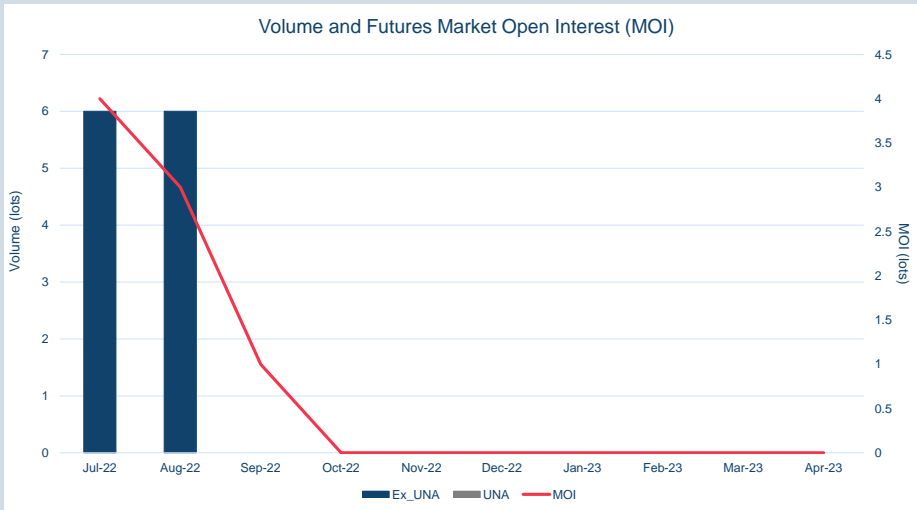


Front Month	
Average	\$923.88
Minimum	\$913.43
Maximum	\$930.48

Volume (ex UNA) Apr-2023	
Lots	-

Volume (inc UNA) Apr-2023	
Lots	-
Tonnes	-

Volume Year To Date	
Lots	-
Tonnes	-



Prompt Month	End of Month - Daily Settlement	Volume (inc UNA)	End of Month - MOI
Apr-23	\$ 921.26	-	-
May-23	\$ 915.25	-	-
Jun-23	\$ 915.25	-	-
Jul-23	\$ 915.25	-	-
Aug-23	\$ 915.25	-	-
Sep-23	\$ 915.25	-	-
Oct-23	\$ 915.25	-	-
Nov-23	\$ 915.25	-	-
Dec-23	\$ 915.25	-	-
Jan-24	\$ 915.25	-	-
Feb-24	\$ 915.25	-	-
Mar-24	\$ 915.25	-	-
Apr-24	\$ 915.25	-	-
May-24	\$ 915.25	-	-
Jun-24	\$ 915.25	-	-

