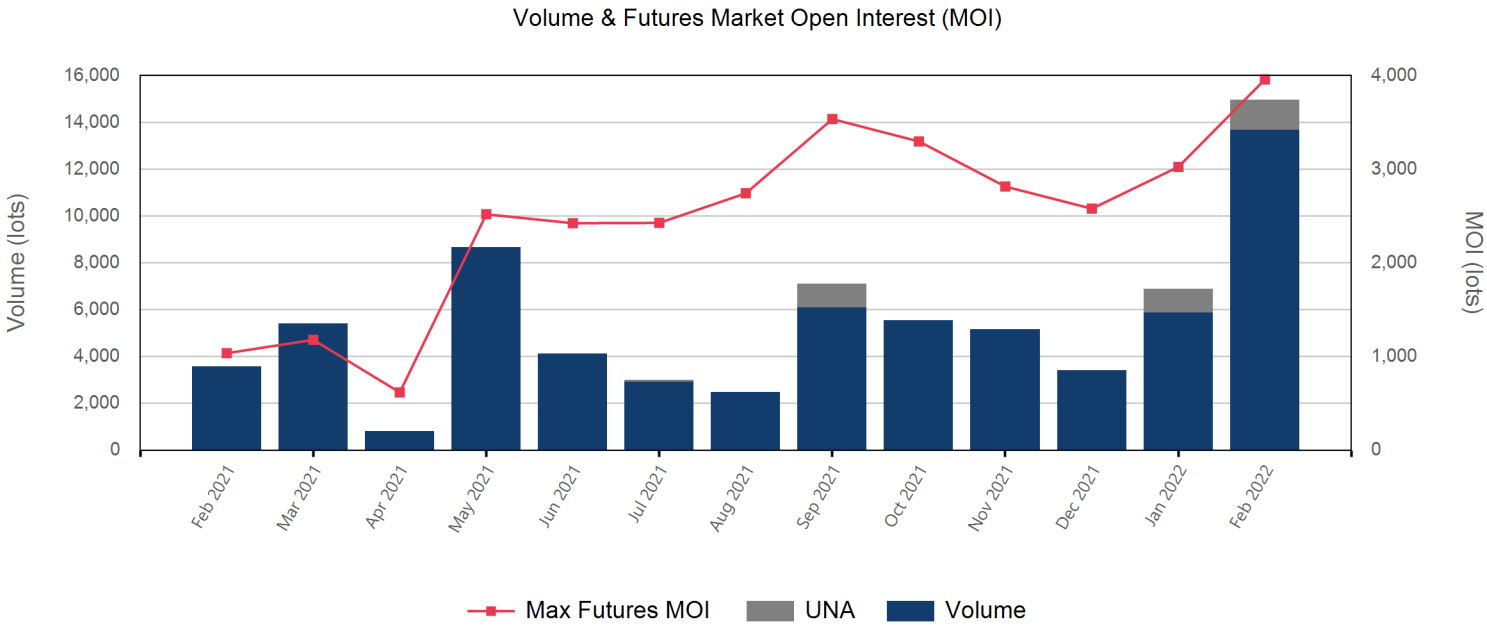


Front Month	
Average	\$741.66
Minimum	\$729.00
Maximum	\$750.00

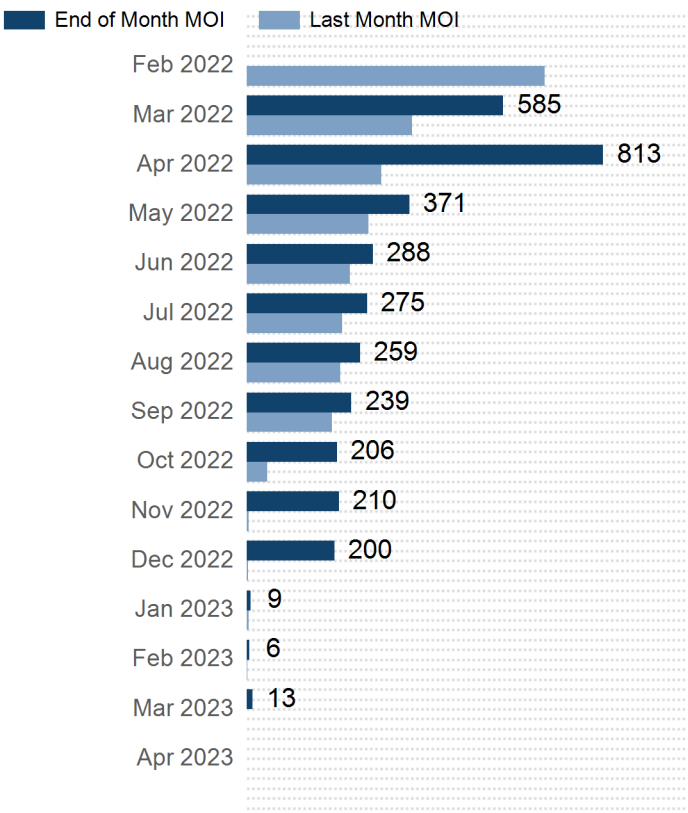
Volume (Excl UNA) - Feb 2022	
Lots	13,670

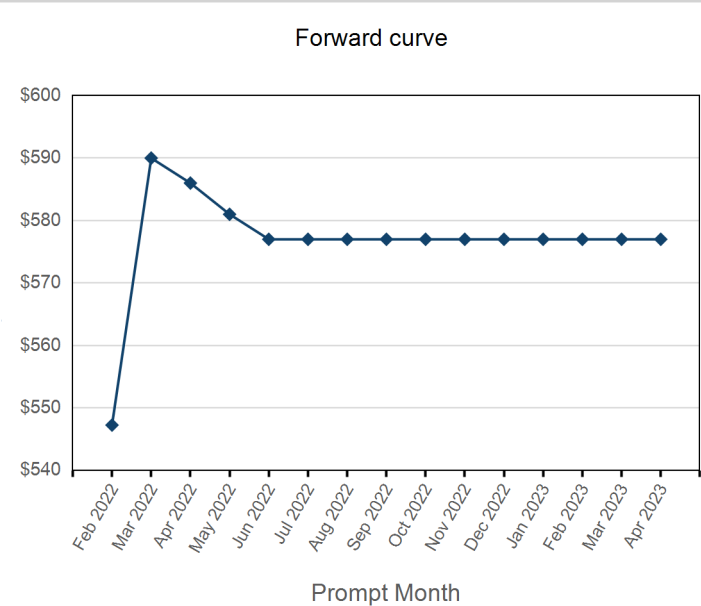
Volume - Feb 2022	
Lots	14,970
Tonnes	149,700

Volume - Year To date	
Lots	21,852
Tonnes	218,520



Prompt Month	End of Month - Daily Settlement	Volume	End of Month MOI
Feb 2022	\$737.78	4,837	
Mar 2022	\$800.00	2,564	585
Apr 2022	\$795.00	3,645	813
May 2022	\$790.00	726	371
Jun 2022	\$785.00	393	288
Jul 2022	\$780.00	194	275
Aug 2022	\$770.50	177	259
Sep 2022	\$770.50	207	239
Oct 2022	\$757.00	775	206
Nov 2022	\$755.00	764	210
Dec 2022	\$757.50	607	200
Jan 2023	\$758.50	15	9
Feb 2023	\$747.50	16	6
Mar 2023	\$742.50	50	13
Apr 2023	\$742.50		



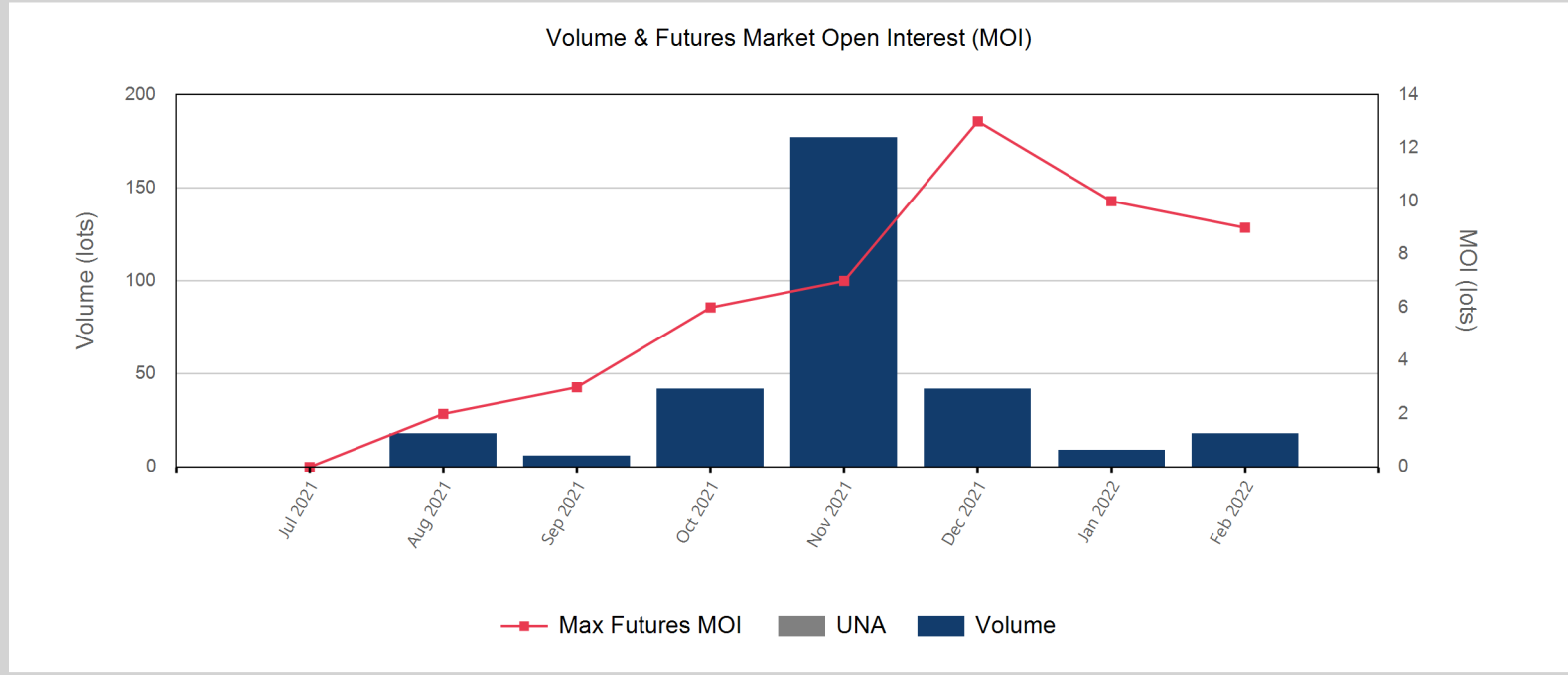


Front Month	
Average	\$549.74
Minimum	\$546.00
Maximum	\$555.00

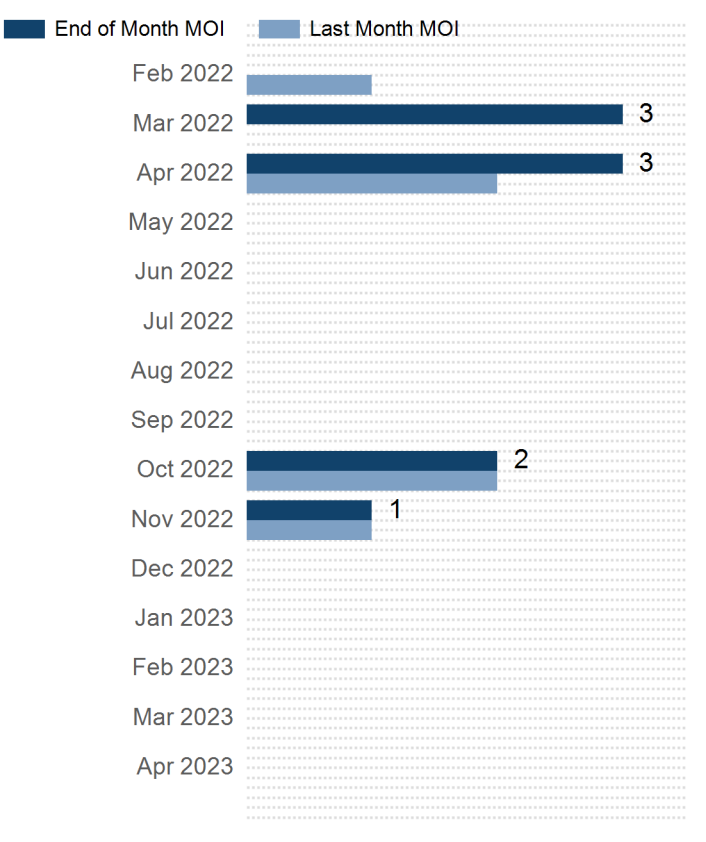
Volume (Excl UNA) - Feb 2022	
Lots	18

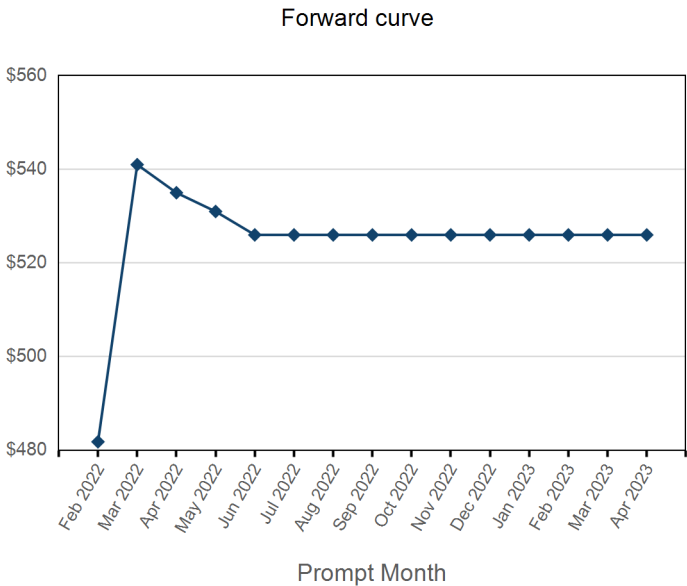
Volume - Feb 2022	
Lots	18
Tonnes	180

Volume - Year To date	
Lots	27
Tonnes	270



Prompt Month	End of Month - Daily Settlement	Volume	End of Month MOI
Feb 2022	\$547.25		
Mar 2022	\$590.00	15	3
Apr 2022	\$586.00	3	3
May 2022	\$581.00		
Jun 2022	\$577.00		
Jul 2022	\$577.00		
Aug 2022	\$577.00		
Sep 2022	\$577.00		
Oct 2022	\$577.00		2
Nov 2022	\$577.00		1
Dec 2022	\$577.00		
Jan 2023	\$577.00		
Feb 2023	\$577.00		
Mar 2023	\$577.00		
Apr 2023	\$577.00		



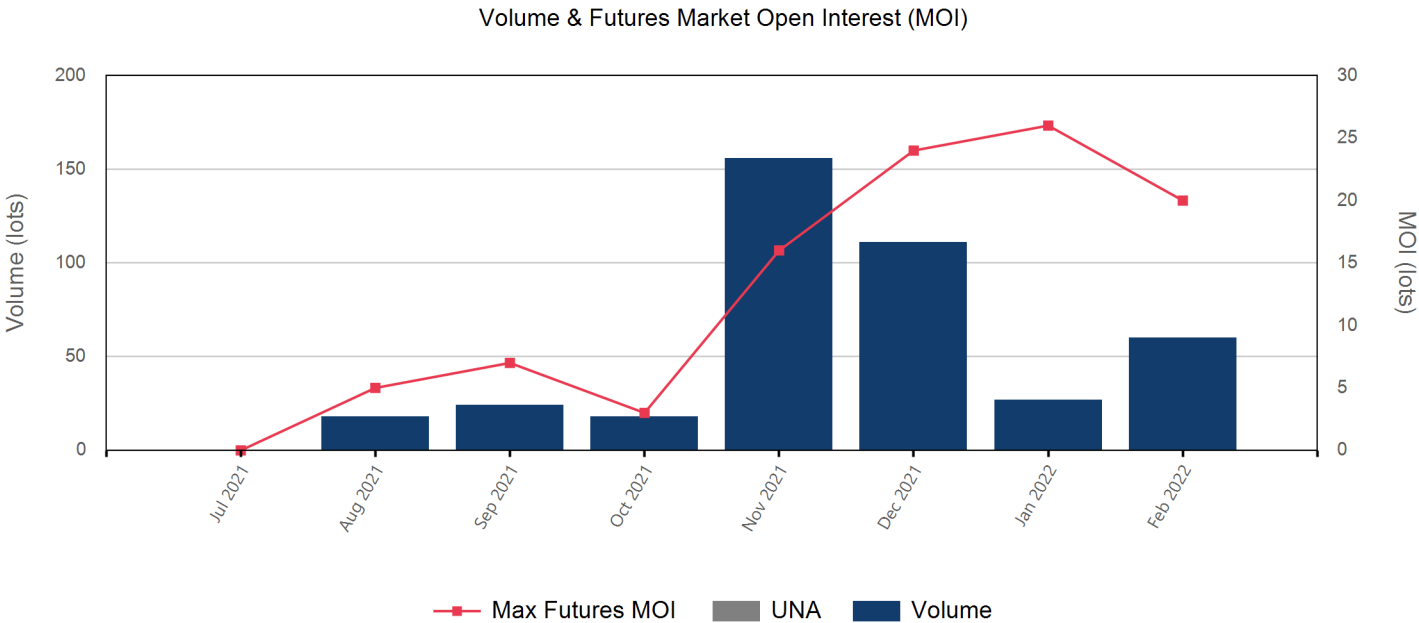


Front Month	
Average	\$482.52
Minimum	\$471.00
Maximum	\$490.00

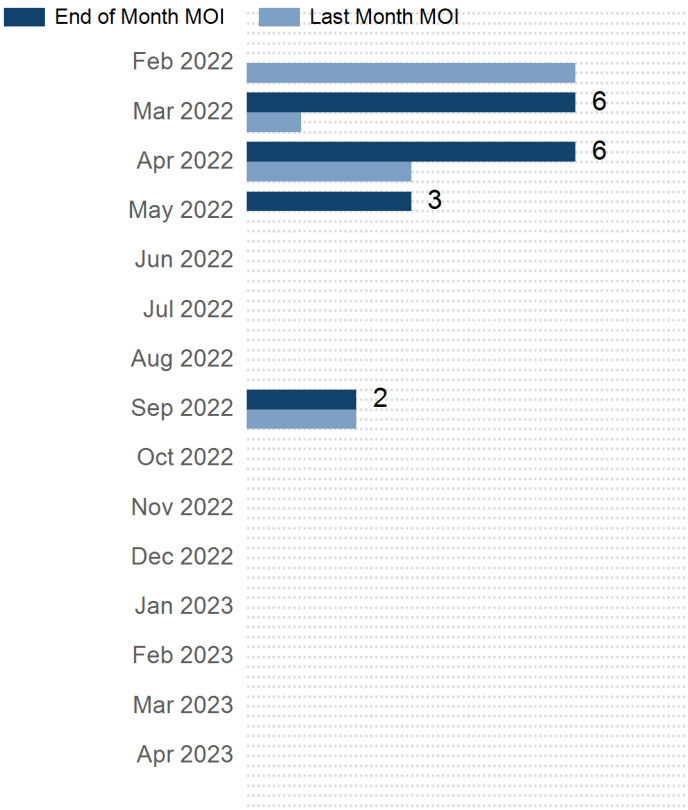
Volume (Excl UNA) - Feb 2022	
Lots	60

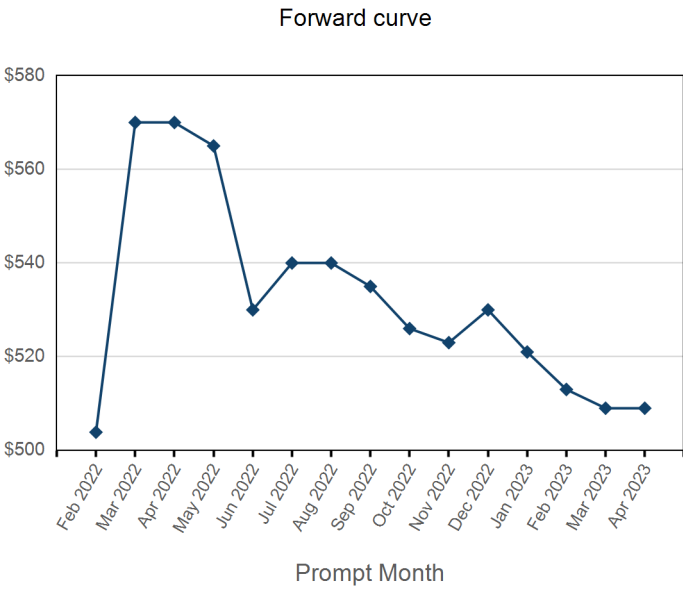
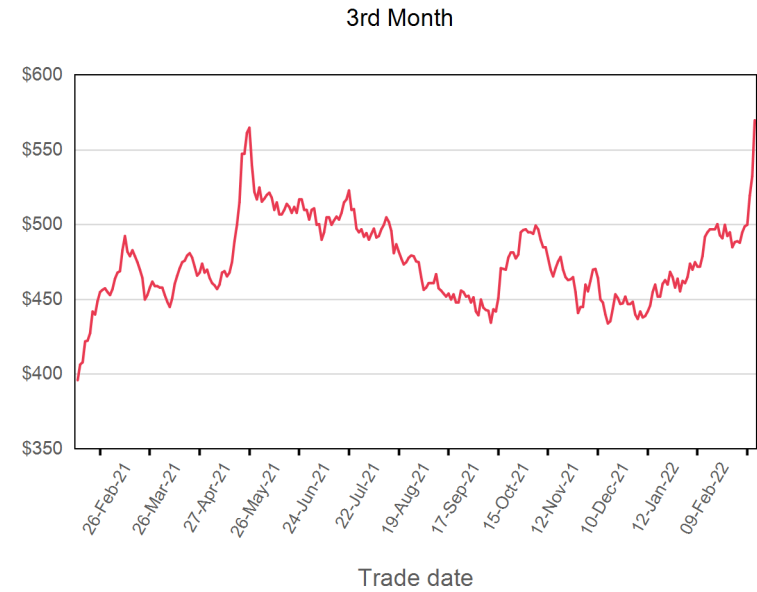
Volume - Feb 2022	
Lots	60
Tonnes	600

Volume - Year To date	
Lots	87
Tonnes	870



Prompt Month	End of Month - Daily Settlement	Volume	End of Month MOI
Feb 2022	\$481.83		
Mar 2022	\$541.00	27	6
Apr 2022	\$535.00	18	6
May 2022	\$531.00	15	3
Jun 2022	\$526.00		
Jul 2022	\$526.00		
Aug 2022	\$526.00		
Sep 2022	\$526.00		2
Oct 2022	\$526.00		
Nov 2022	\$526.00		
Dec 2022	\$526.00		
Jan 2023	\$526.00		
Feb 2023	\$526.00		
Mar 2023	\$526.00		
Apr 2023	\$526.00		



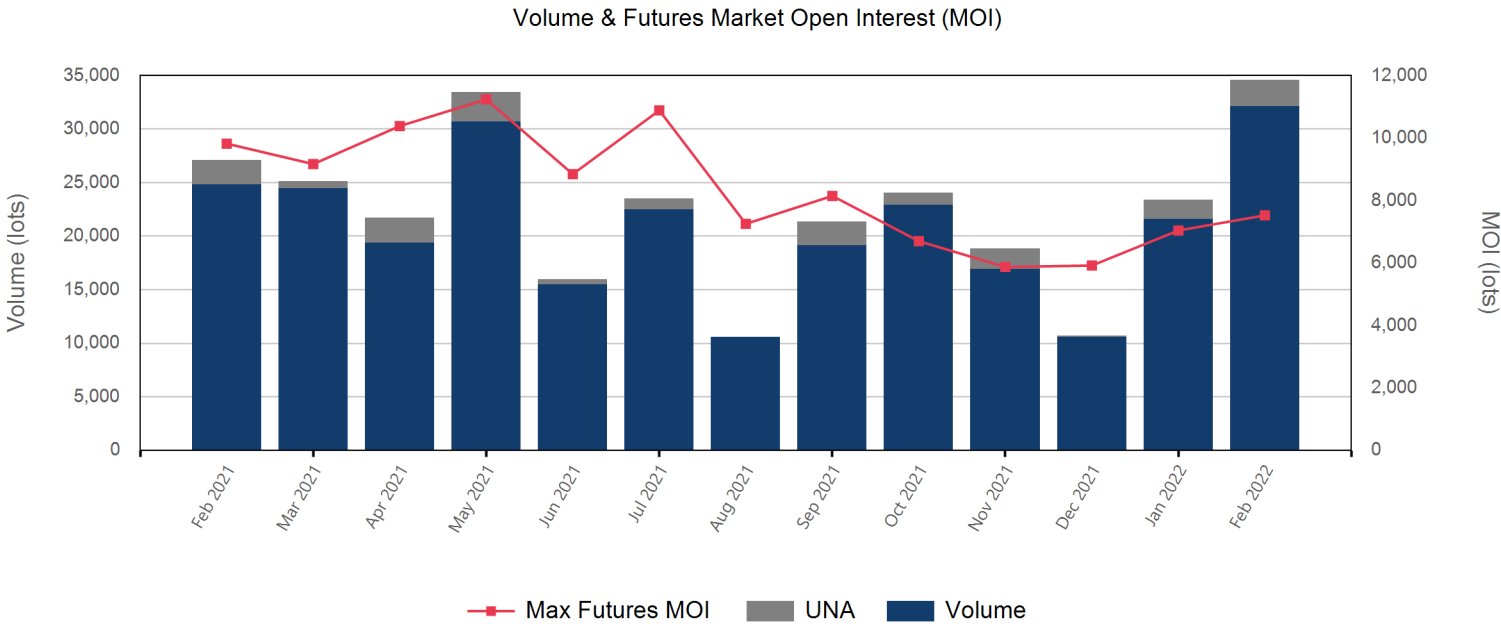


Front Month	
Average	\$504.82
Minimum	\$497.50
Maximum	\$515.00

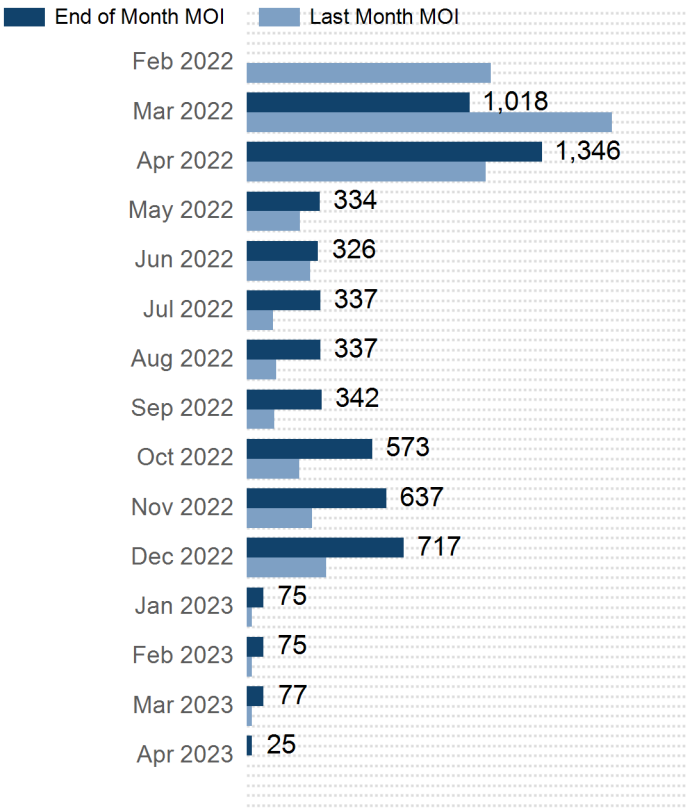
Volume (Excl UNA) - Feb 2022	
Lots	32,097

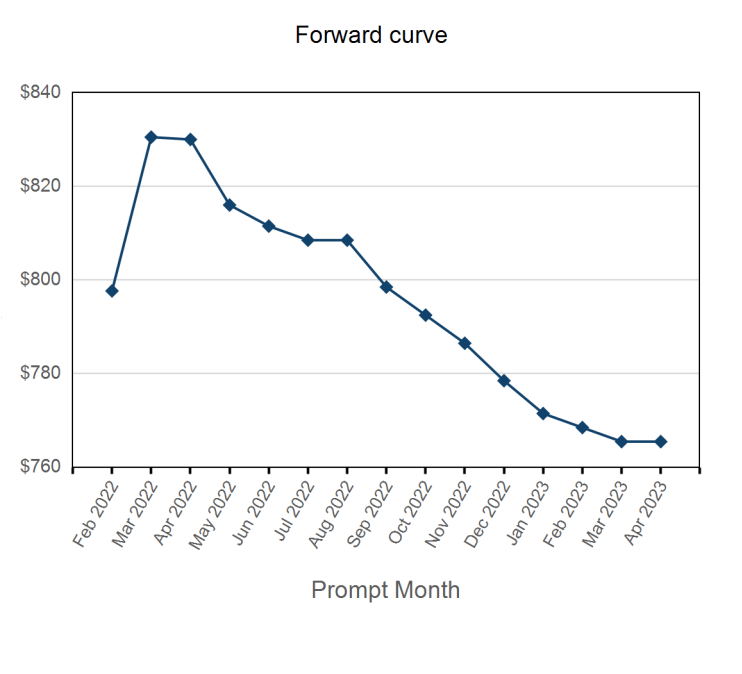
Volume - Feb 2022	
Lots	34,597
Tonnes	345,970

Volume - Year To date	
Lots	57,964
Tonnes	579,640



Prompt Month	End of Month - Daily Settlement	Volume	End of Month MOI
Feb 2022	\$503.88	3,685	
Mar 2022	\$570.00	11,743	1,018
Apr 2022	\$570.00	8,060	1,346
May 2022	\$565.00	1,076	334
Jun 2022	\$530.00	943	326
Jul 2022	\$540.00	1,168	337
Aug 2022	\$540.00	1,108	337
Sep 2022	\$535.00	1,180	342
Oct 2022	\$526.00	1,686	573
Nov 2022	\$523.00	1,756	637
Dec 2022	\$530.00	1,735	717
Jan 2023	\$521.00	135	75
Feb 2023	\$513.00	136	75
Mar 2023	\$509.00	136	77
Apr 2023	\$509.00	50	25



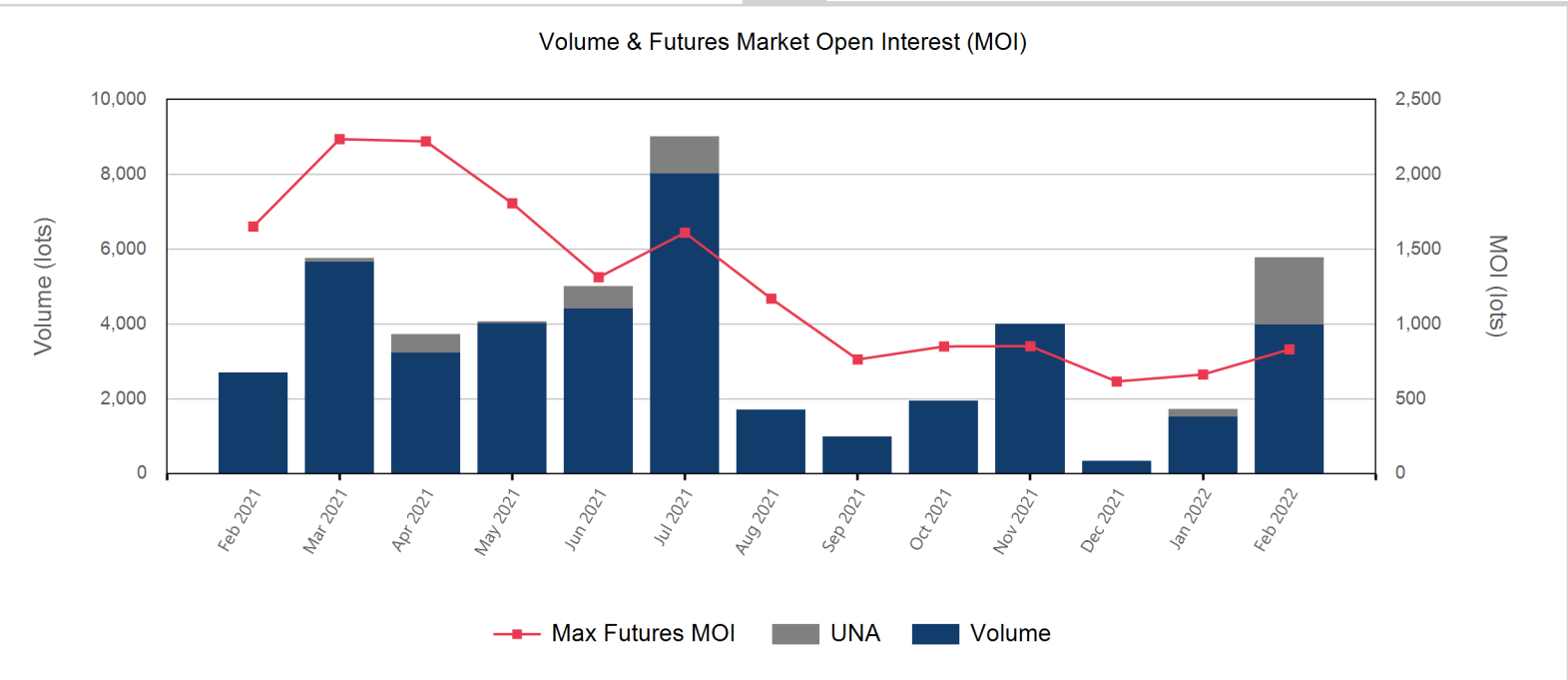


Front Month	
Average	\$797.98
Minimum	\$770.00
Maximum	\$832.00

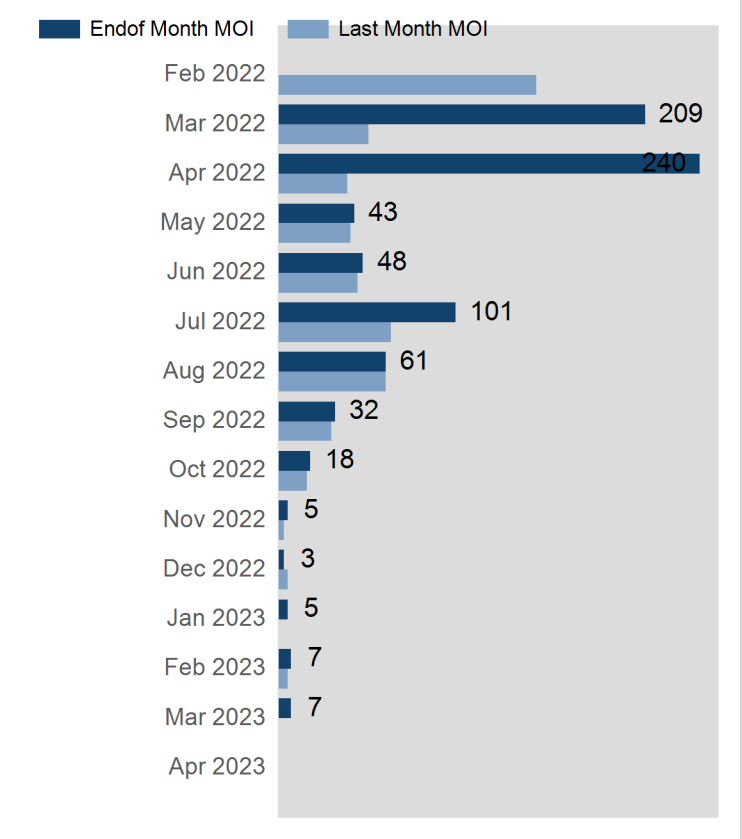
Volume (Excl UNA) - Feb 2022	
Lots	3,975

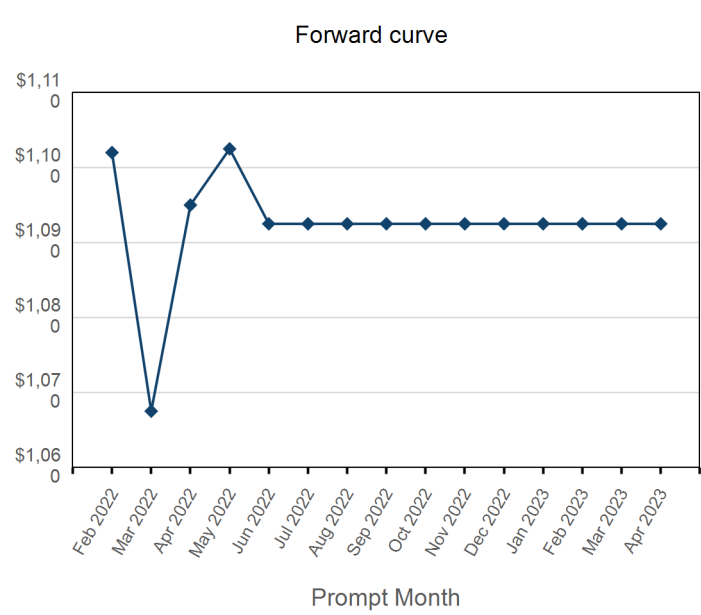
Volume - Feb 2022	
Lots	5,775
Tonnes	57,750

Volume - Year To date	
Lots	7,496
Tonnes	74,960



Prompt Month	End of Month - Daily Settlement	Volume	Endof Month MOI
Feb 2022	\$797.67	170	
Mar 2022	\$830.50	1,100	209
Apr 2022	\$830.00	3,031	240
May 2022	\$816.00	30	43
Jun 2022	\$811.50	36	48
Jul 2022	\$808.50	1,314	101
Aug 2022	\$808.50	12	61
Sep 2022	\$798.50	8	32
Oct 2022	\$792.50	14	18
Nov 2022	\$786.50	4	5
Dec 2022	\$778.50	4	3
Jan 2023	\$771.50	10	5
Feb 2023	\$768.50	10	7
Mar 2023	\$765.50	32	7
Apr 2023	\$765.50		



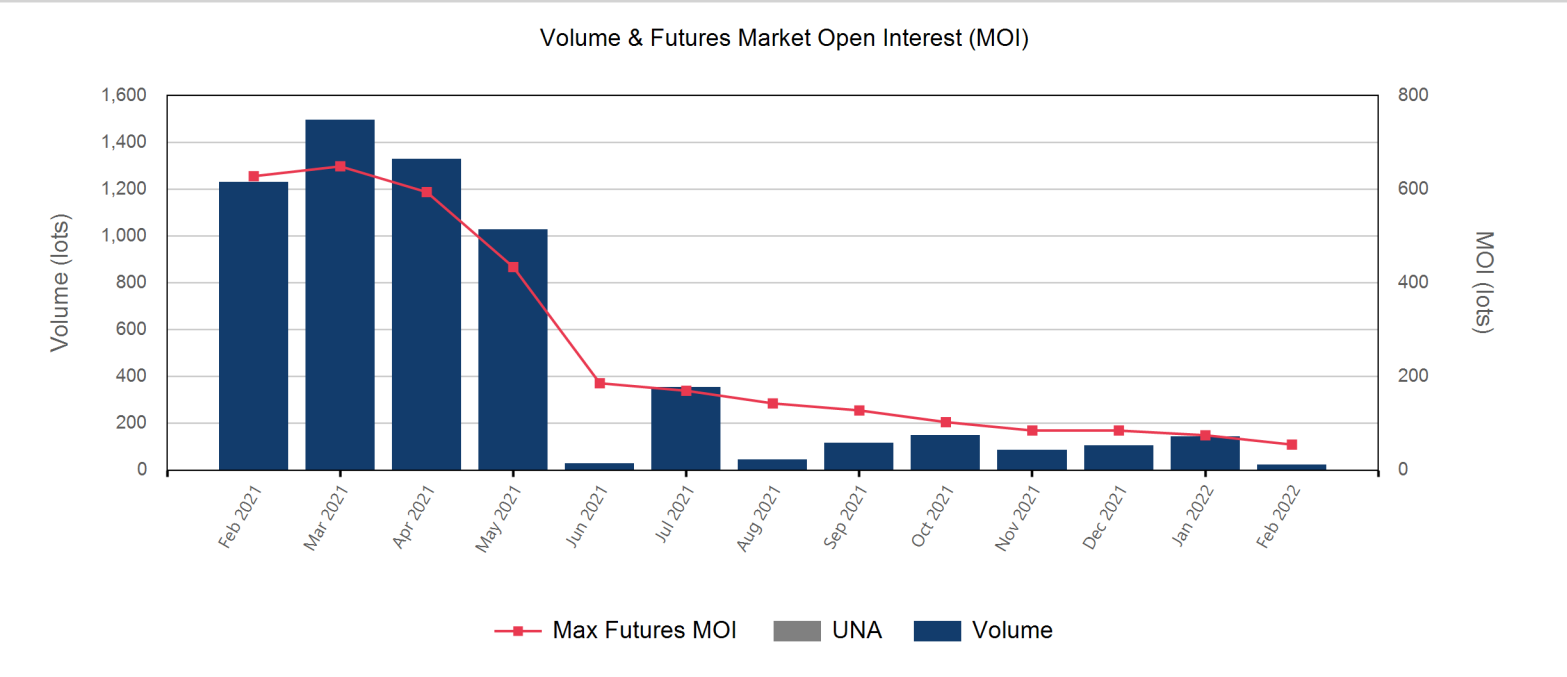


Front Month	
Average	\$1,134.60
Minimum	\$1,092.50
Maximum	\$1,192.50

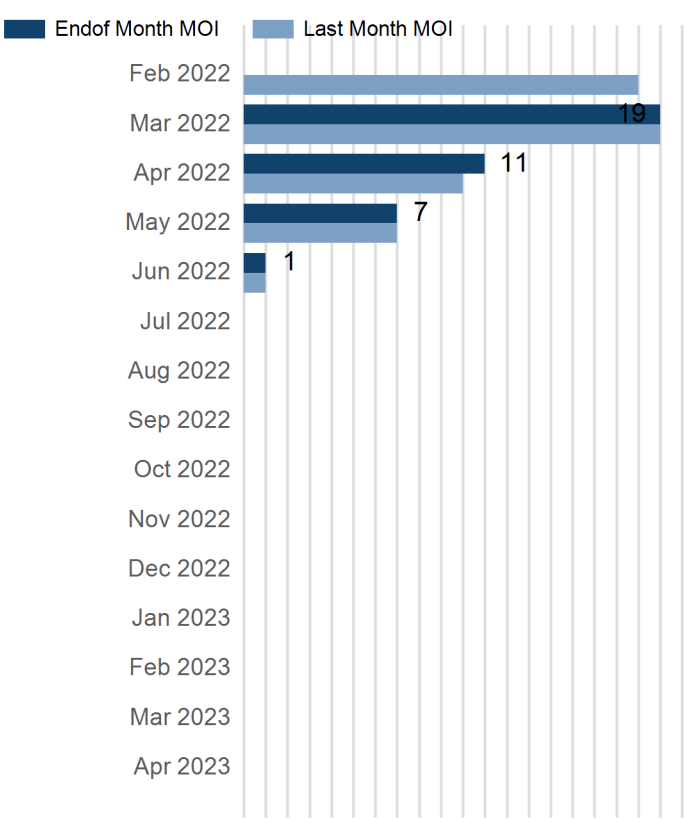
Volume (Excl UNA) - Feb 2022	
Lots	24

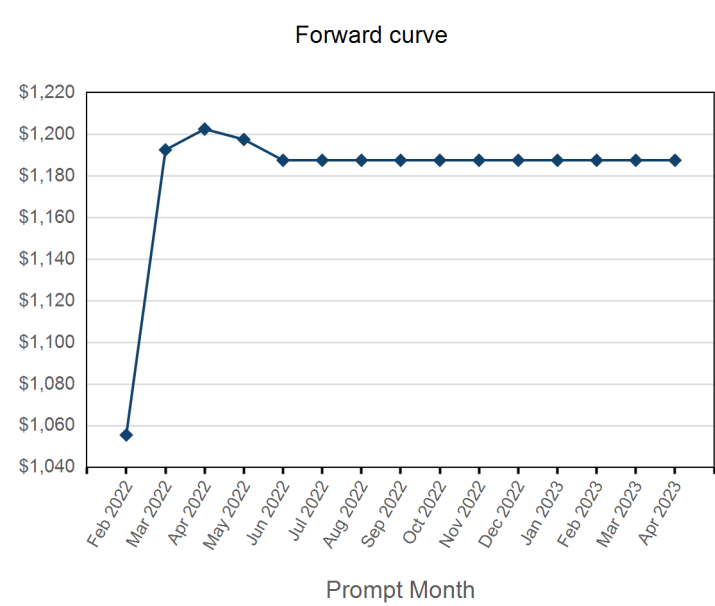
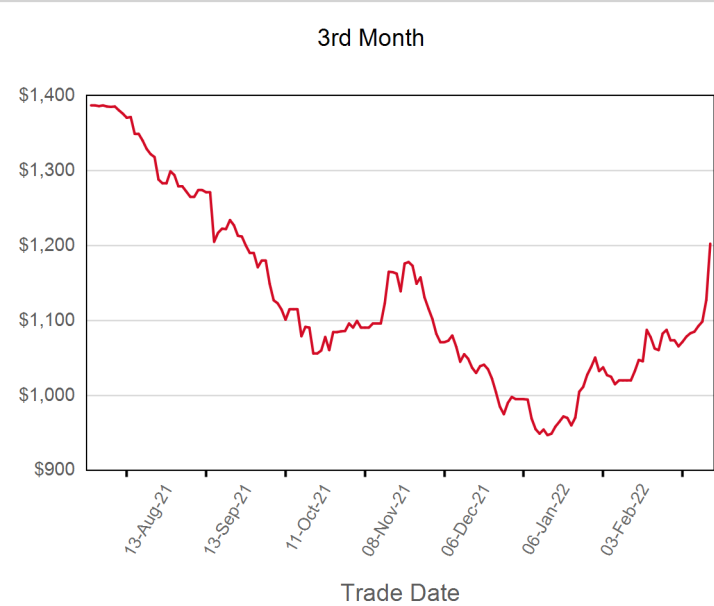
Volume - Feb 2022	
Lots	24
Short tons	240

Volume - Year To date	
Lots	168
Short tons	1,680



Prompt Month	End of Month - Daily Settlement	Volume	Endof Month MOI
Feb 2022	\$1,102.00	12	
Mar 2022	\$1,067.50	3	19
Apr 2022	\$1,095.00	3	11
May 2022	\$1,102.50	6	7
Jun 2022	\$1,092.50		1
Jul 2022	\$1,092.50		
Aug 2022	\$1,092.50		
Sep 2022	\$1,092.50		
Oct 2022	\$1,092.50		
Nov 2022	\$1,092.50		
Dec 2022	\$1,092.50		
Jan 2023	\$1,092.50		
Feb 2023	\$1,092.50		
Mar 2023	\$1,092.50		
Apr 2023	\$1,092.50		



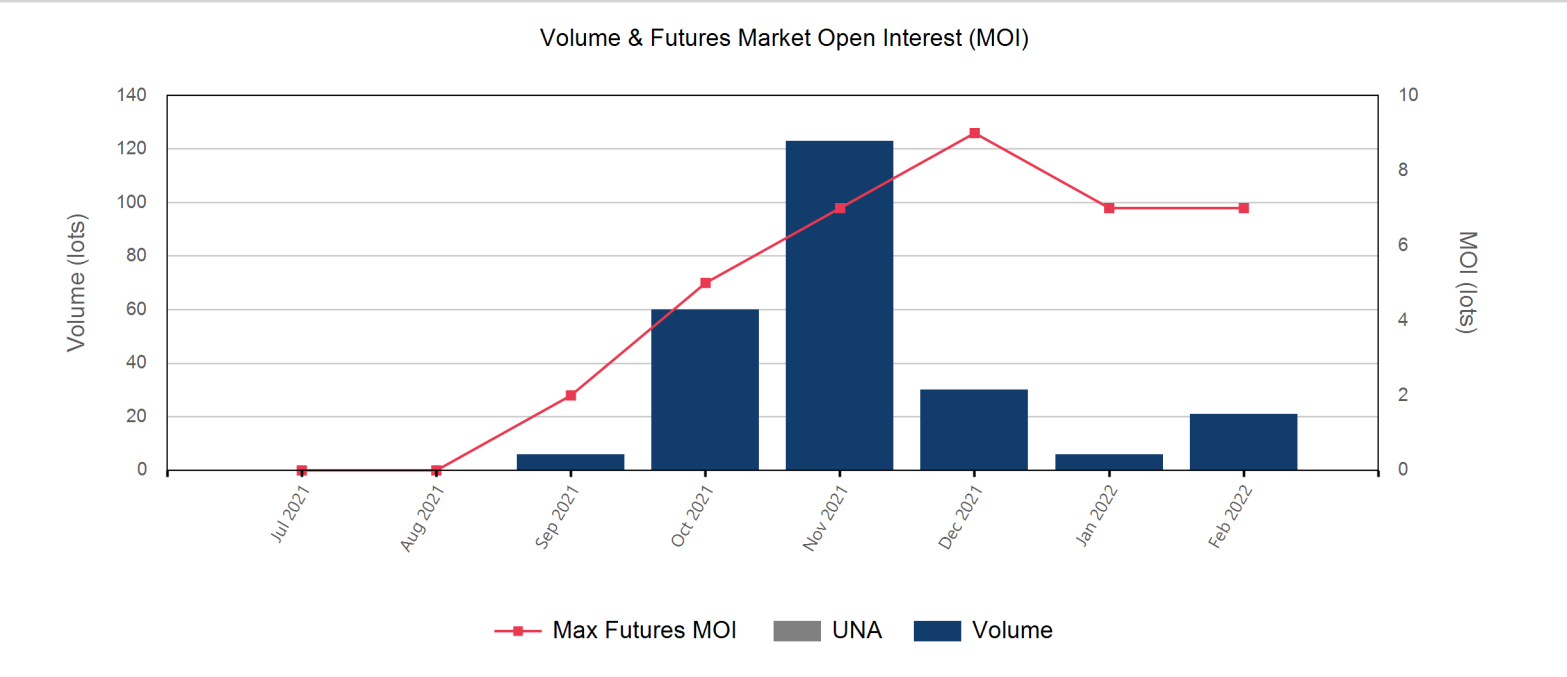


Front Month	
Average	\$1,059.13
Minimum	\$1,046.50
Maximum	\$1,077.50

Volume (Excl UNA) - Feb 2022	
Lots	21

Volume - Feb 2022	
Lots	21
Tonnes	210

Volume - Year To date	
Lots	27
Tonnes	270



Prompt Month	End of Month - Daily Settlement	Volume	Endof Month MOI
Feb 2022	\$1,055.56		
Mar 2022	\$1,192.50	6	2
Apr 2022	\$1,202.50	3	3
May 2022	\$1,197.50		
Jun 2022	\$1,187.50	12	2
Jul 2022	\$1,187.50		
Aug 2022	\$1,187.50		
Sep 2022	\$1,187.50		
Oct 2022	\$1,187.50		
Nov 2022	\$1,187.50		
Dec 2022	\$1,187.50		
Jan 2023	\$1,187.50		
Feb 2023	\$1,187.50		
Mar 2023	\$1,187.50		
Apr 2023	\$1,187.50		

