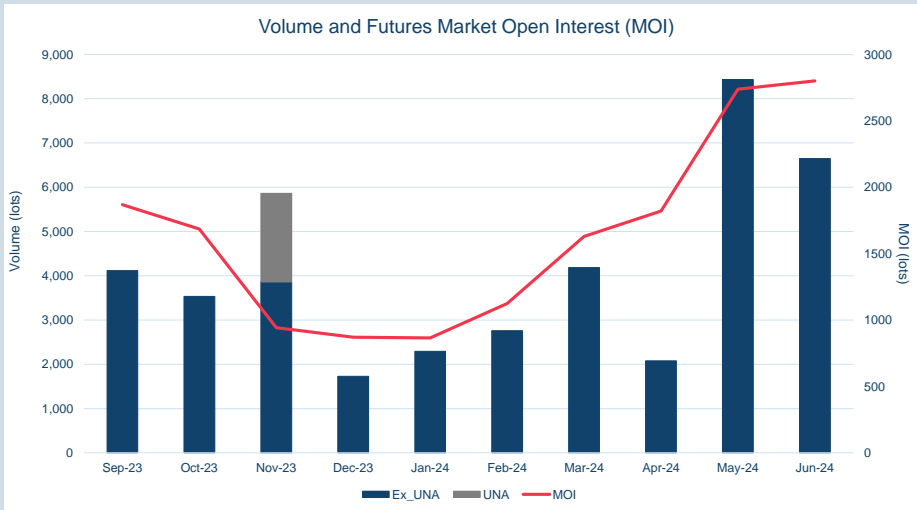


Front Month	
Average	\$574.65
Minimum	\$570.00
Maximum	\$578.50

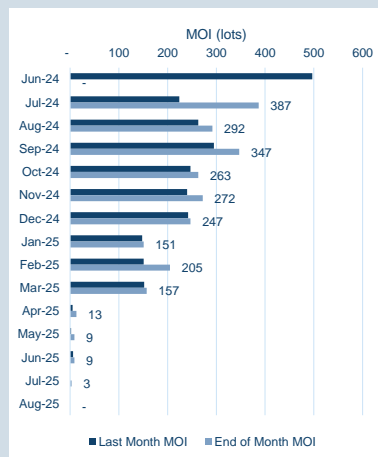
Volume (ex UNA) Jun-2024	
Lots	6,647

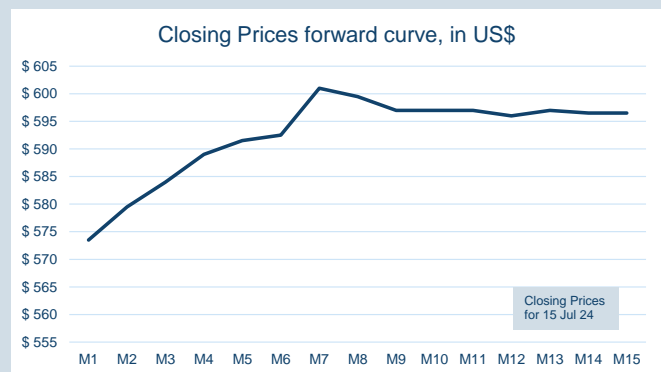
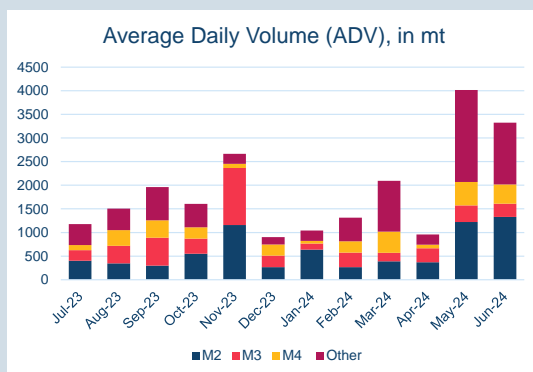
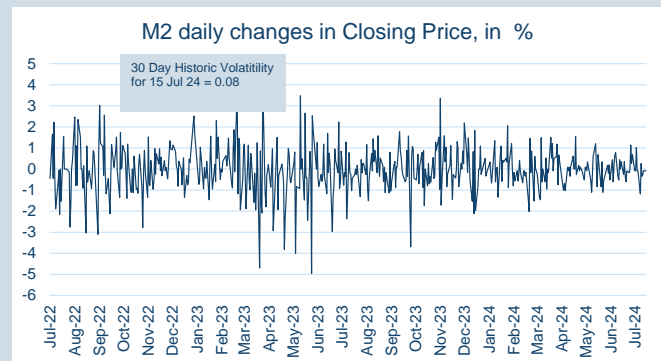
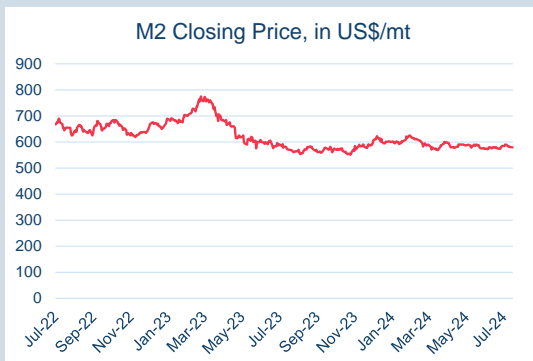
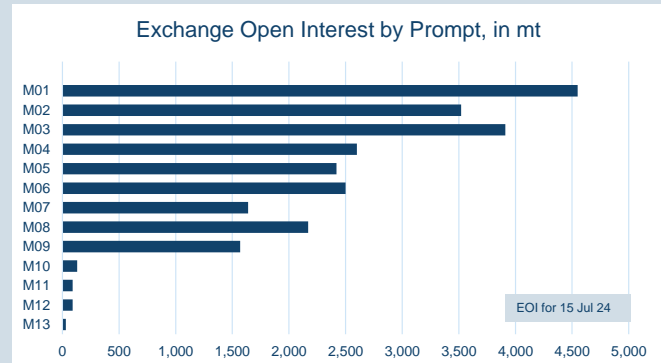
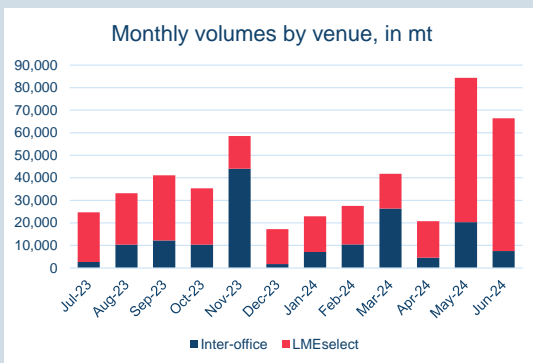
Volume (inc UNA) Jun-2024	
Lots	6,647
Tonnes	66,470

Volume Year To Date	
Lots	26,392
Tonnes	263,920

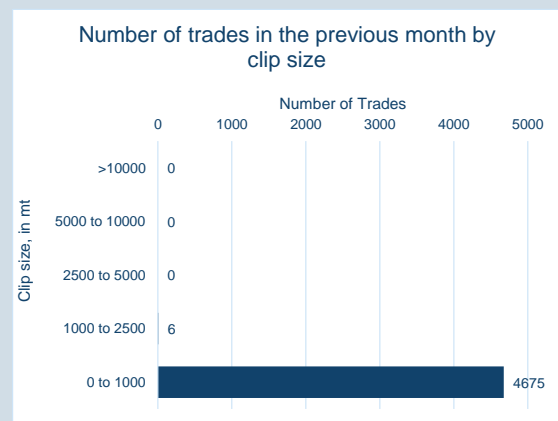


Prompt Month	End of Month - Daily Settlement	Volume (inc UNA)	End of Month - MOI
Jun-24	\$ 577.00	532	-
Jul-24	\$ 585.50	2,661	387
Aug-24	\$ 587.00	561	292
Sep-24	\$ 590.50	811	347
Oct-24	\$ 595.00	823	263
Nov-24	\$ 596.50	715	272
Dec-24	\$ 596.00	186	247
Jan-25	\$ 595.00	66	151
Feb-25	\$ 595.00	214	205
Mar-25	\$ 596.00	25	157
Apr-25	\$ 595.00	19	13
May-25	\$ 595.00	19	9
Jun-25	\$ 595.00	6	9
Jul-25	\$ 595.00	9	3
Aug-25	\$ 595.00	-	-



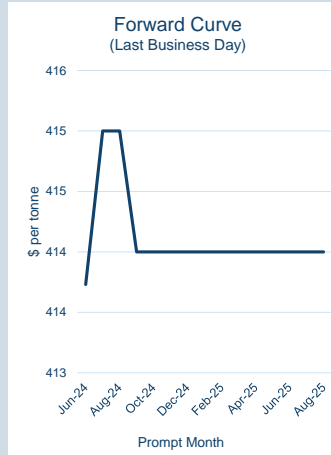


Contract specifications	
Contract Code	SRD
Underlying Index	Platts Steel Rebar FOB Turkey
Initial Margin	\$440 per lot (as of Jun-24)
Bloomberg Ticker	JBPA Comdty
EIKON RIC	0#CSRRF:
TT Product Code	SRFCECS
CQG Product Code	SSR
Lot Size	10 metric tonnes
Price Quotation	US\$ / metric tonne
Contract Type	Cash settled futures
Contract Period	Monthly out to 15 months
Trading Venues	LMEselect and Inter-office telephone
Margining	Realised variation margins applied
Trading and Clearing Fees	US\$0.30 per lot (US\$0.03 per tonne)



© The London Metal Exchange - An HKEX Company, 10 Finsbury Square, London EC2A 1AJ

The information contained within this presentation is for illustrative and educational purposes only and should not be relied upon in making any investment decision. The past performance of any commodity, derivative or other product referred to in the presentation cannot be relied upon as a guide to its future performance. Whilst every effort has been made to ensure the information is up-to-date and correct, the LME cannot guarantee that it is completely accurate and free from human error. The information is published "as is" without any warranty of any kind, express or implied, as to accuracy of the information and the LME shall not be liable for any losses or damage that may result from use of the presentation as a consequence of any inaccuracies in, or any omissions from, the information which it may contain. The information may not be reproduced, distributed or transmitted to any other person or incorporated in any way into another publication or other material.

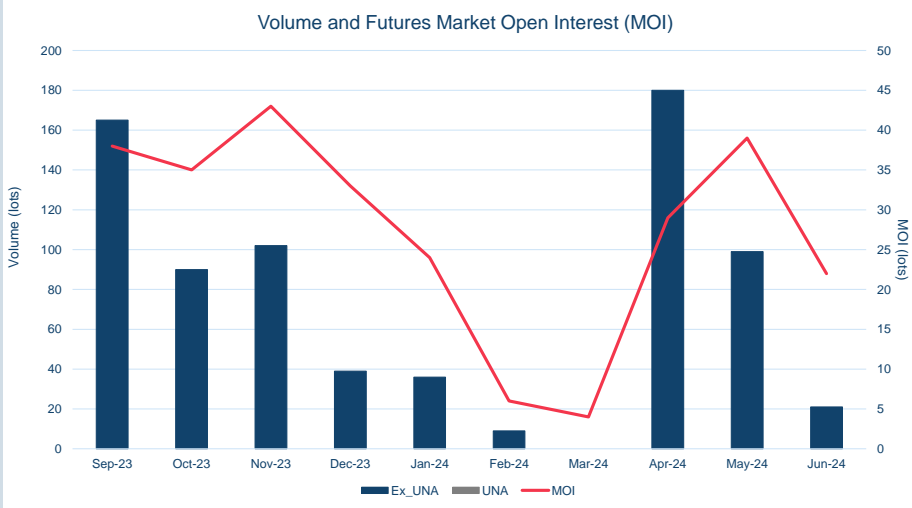


Front Month	
Average	\$417.31
Minimum	\$413.73
Maximum	\$418.00

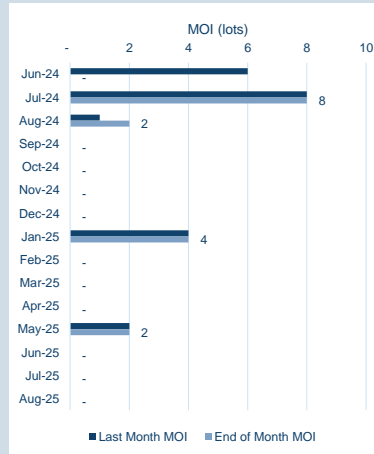
Volume (ex UNA) Jun-2024	
Lots	21

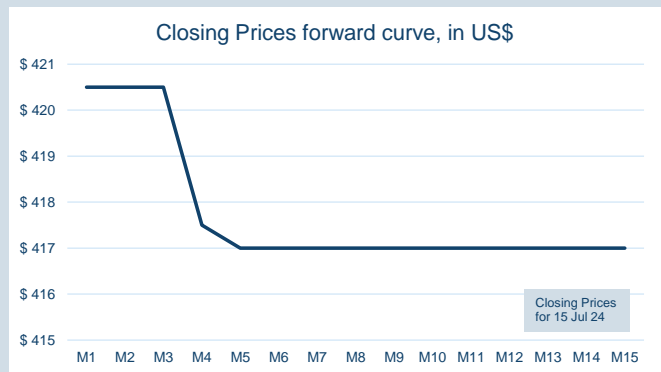
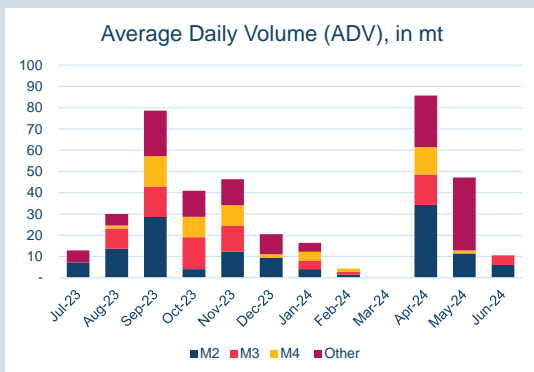
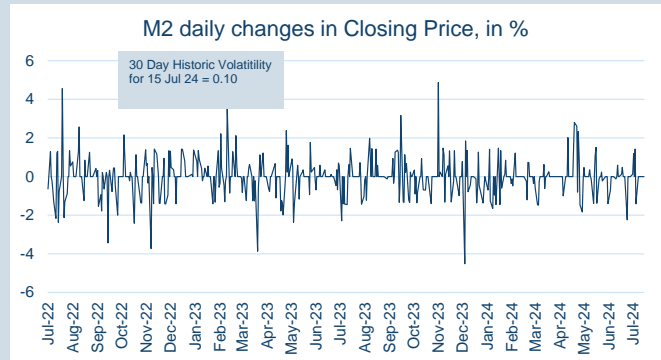
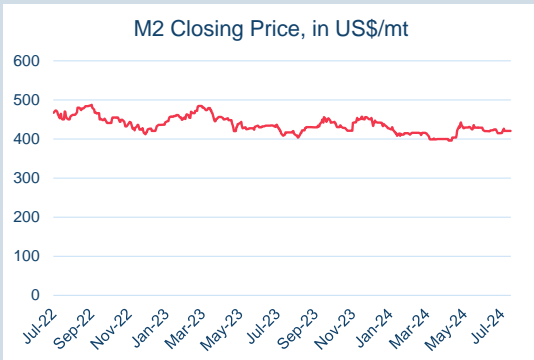
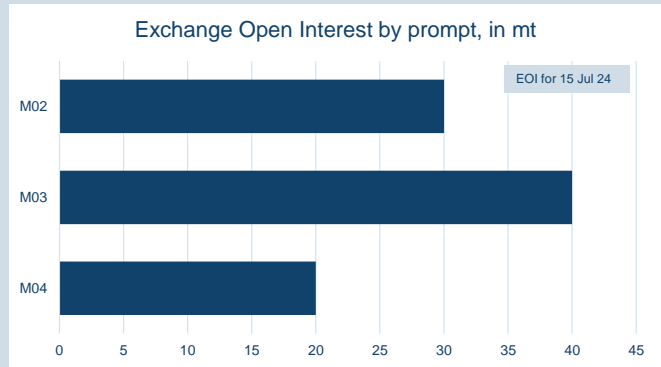
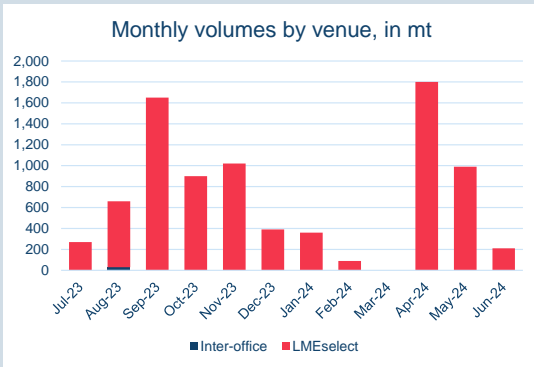
Volume (inc UNA) Jun-2024	
Lots	21
Tonnes	210

Volume Year To Date	
Lots	345
Tonnes	3,450

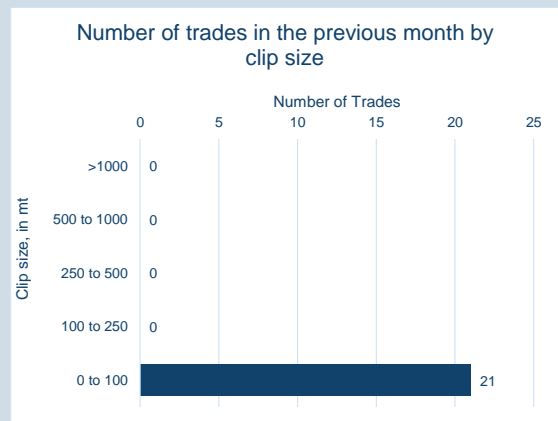


Prompt Month	End of Month - Daily Settlement	Volume (inc UNA)	End of Month - MOI
Jun-24	\$ 413.73	-	-
Jul-24	\$ 415.00	12	8
Aug-24	\$ 415.00	9	2
Sep-24	\$ 414.00	-	-
Oct-24	\$ 414.00	-	-
Nov-24	\$ 414.00	-	-
Dec-24	\$ 414.00	-	-
Jan-25	\$ 414.00	-	4
Feb-25	\$ 414.00	-	-
Mar-25	\$ 414.00	-	-
Apr-25	\$ 414.00	-	-
May-25	\$ 414.00	-	2
Jun-25	\$ 414.00	-	-
Jul-25	\$ 414.00	-	-
Aug-25	\$ 414.00	-	-



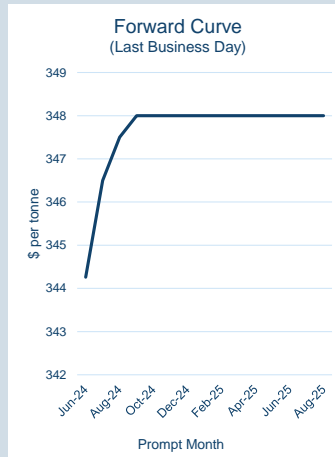
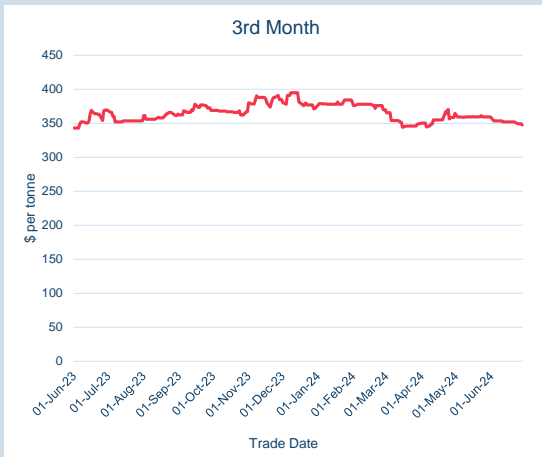


Contract specifications	
Contract Code	SID
Underlying Index	Platts' Shredded Scrap CFR Nhava Sheva
Initial Margin	\$380 per lot (as of Jun-24)
Bloomberg Ticker	LXLA Comdty
EIKON RIC	0#CSSIF:
TT Product Code	SIFCECS
CQG Product Code	LSI
Lot Size	10 metric tonnes
Price Quotation	US\$ / metric tonne
Contract Type	Cash settled futures
Contract Period	Monthly out to 15 months
Trading Venues	LMEselect and Inter-office telephone
Margining	Realised variation margins applied
Trading and Clearing Fees	US\$0.30 per lot (US\$0.03 per tonne)



© The London Metal Exchange - An HKEX Company, 10 Finsbury Square, London EC2A 1AJ

The information contained within this presentation is for illustrative and educational purposes only and should not be relied upon in making any investment decision. The past performance of any commodity, derivative or other product referred to in the presentation cannot be relied upon as a guide to its future performance. Whilst every effort has been made to ensure the information is up-to-date and correct, the LME cannot guarantee that it is completely accurate and free from human error. The information is published "as is" without any warranty of any kind, express or implied, as to accuracy of the information and the LME shall not be liable for any losses or damage that may result from use of the presentation as a consequence of any inaccuracies in, or any omissions from, the information which it may contain. The information may not be reproduced, distributed or transmitted to any other person or incorporated in any way into another publication or other material.

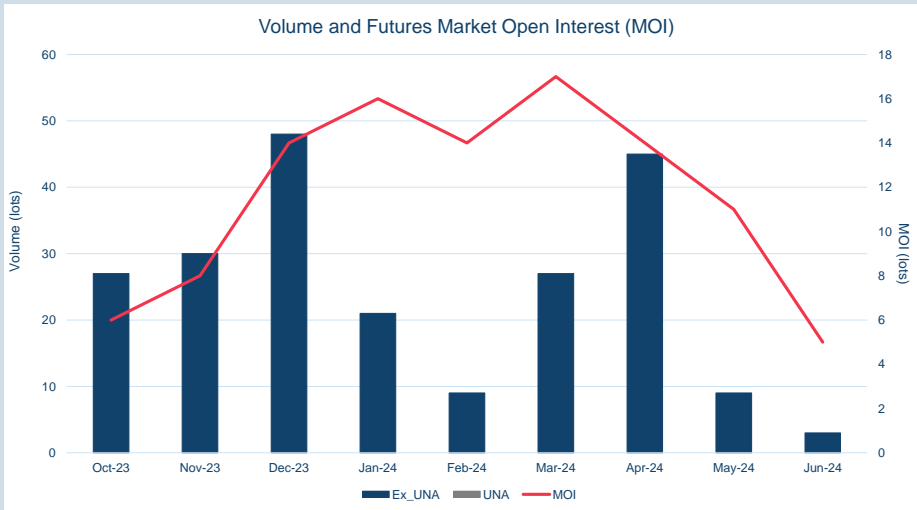


Front Month	
Average	\$345.44
Minimum	\$341.50
Maximum	\$351.00

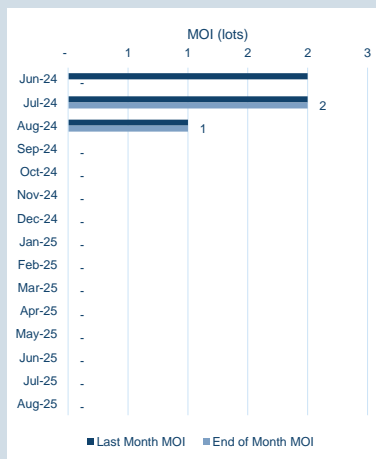
Volume (ex UNA) Jun-2024	
Lots	3

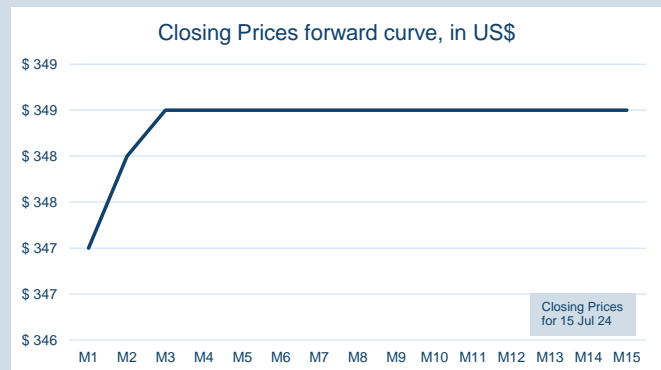
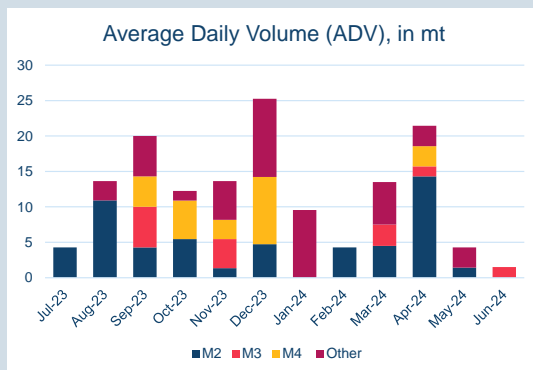
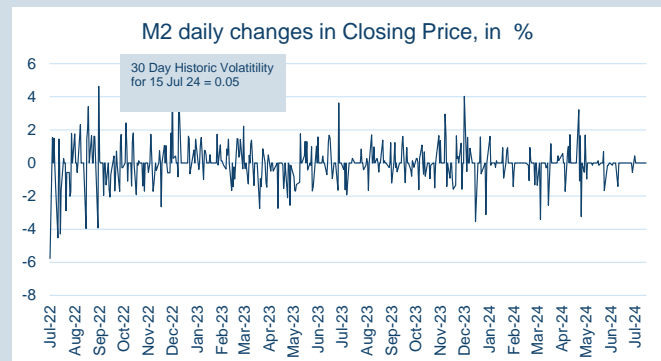
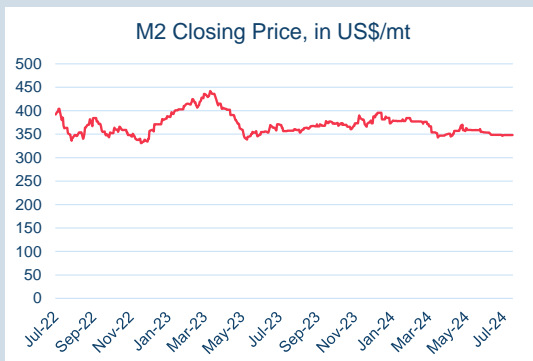
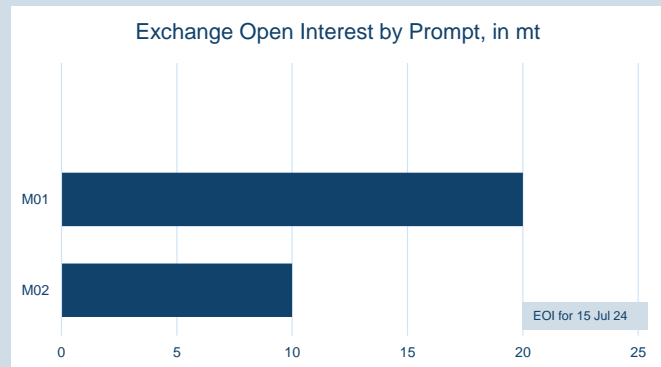
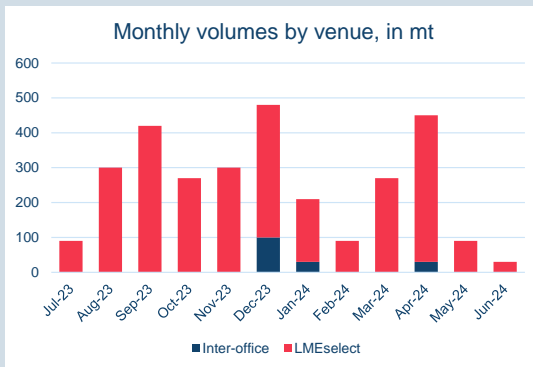
Volume (inc UNA) Jun-2024	
Lots	3
Tonnes	30

Volume Year To Date	
Lots	114
Tonnes	1,140

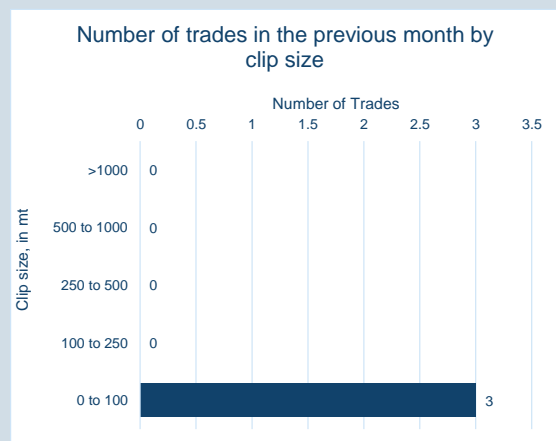


Prompt Month	End of Month - Daily Settlement	Volume (inc UNA)	End of Month - MOI
Jun-24	\$ 344.26	-	-
Jul-24	\$ 346.50	-	2
Aug-24	\$ 347.50	3	1
Sep-24	\$ 348.00	-	-
Oct-24	\$ 348.00	-	-
Nov-24	\$ 348.00	-	-
Dec-24	\$ 348.00	-	-
Jan-25	\$ 348.00	-	-
Feb-25	\$ 348.00	-	-
Mar-25	\$ 348.00	-	-
Apr-25	\$ 348.00	-	-
May-25	\$ 348.00	-	-
Jun-25	\$ 348.00	-	-
Jul-25	\$ 348.00	-	-
Aug-25	\$ 348.00	-	-



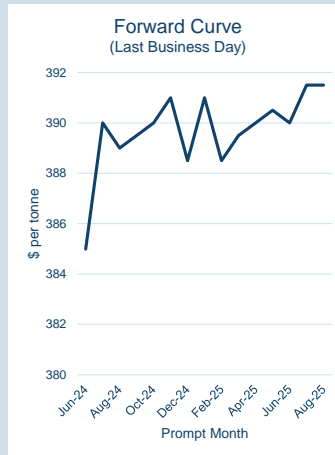


Contract specifications	
Contract Code	STD
Underlying Index	Argus' Ferrous scrap HMS 1/2 (80:20) containerised CFR Taiwan
Initial Margin	\$360 per lot (as of Jun-24)
Bloomberg Ticker	LVAA Comdty
EIKON RIC	0#CSSTF:
TT Product Code	STFCECS
CQG Product Code	LST
Lot Size	10 metric tonnes
Price Quotation	US\$ / metric tonne
Contract Type	Cash settled futures
Contract Period	Monthly out to 15 months
Trading Venues	LMEselect and Inter-office telephone
Margining	Realised variation margins applied
Trading and Clearing Fees	US\$0.30 per lot (US\$0.03 per tonne)



© The London Metal Exchange - An HKEX Company. 10 Finsbury Square, London EC2A 1AJ

The information contained within this presentation is for illustrative and educational purposes only and should not be relied upon in making any investment decision. The past performance of any commodity, derivative or other product referred to in the presentation cannot be relied upon as a guide to its future performance. Whilst every effort has been made to ensure the information is up-to-date and correct, the LME cannot guarantee that it is completely accurate and free from human error. The information is published "as is" without any warranty of any kind, express or implied, as to accuracy of the information and the LME shall not be liable for any losses or damage that may result from use of the presentation as a consequence of any inaccuracies in, or any omissions from, the information which it may contain. The information may not be reproduced, distributed or transmitted to any other person or incorporated in any way into another publication or other material.

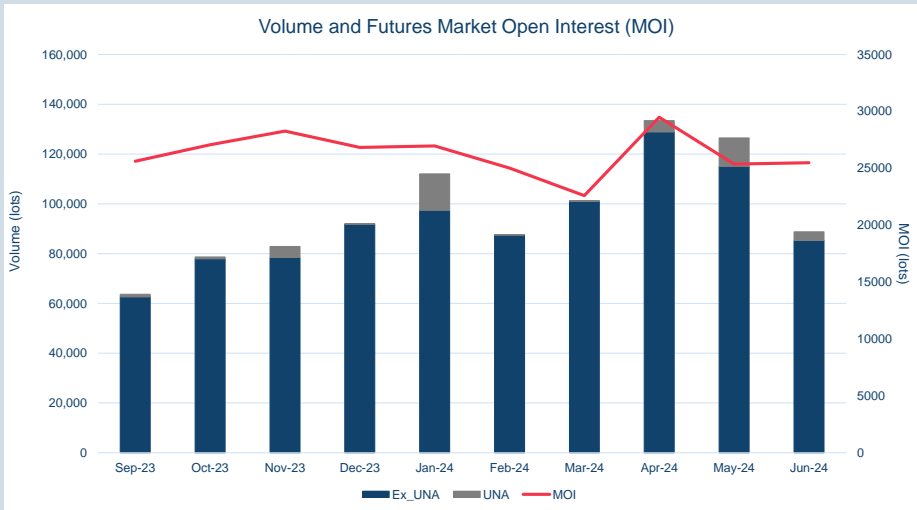


Front Month	
Average	\$381.90
Minimum	\$378.00
Maximum	\$384.99

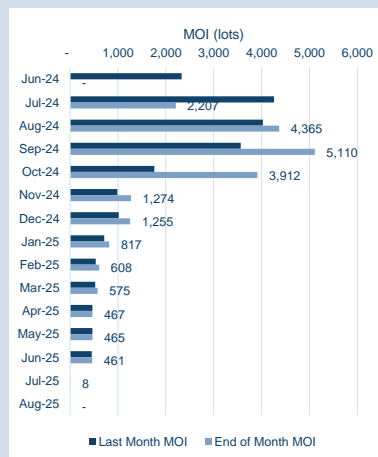
Volume (ex UNA) Jun-2024	
Lots	85,289

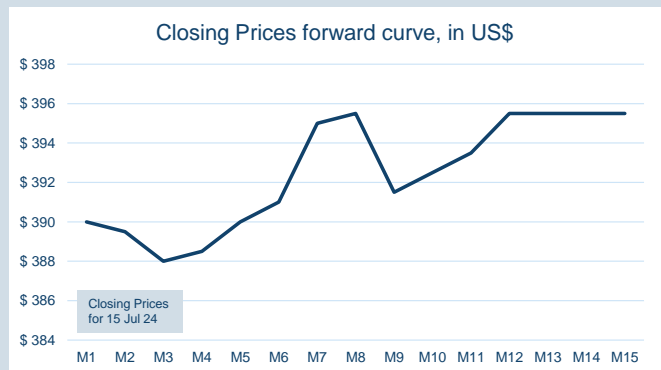
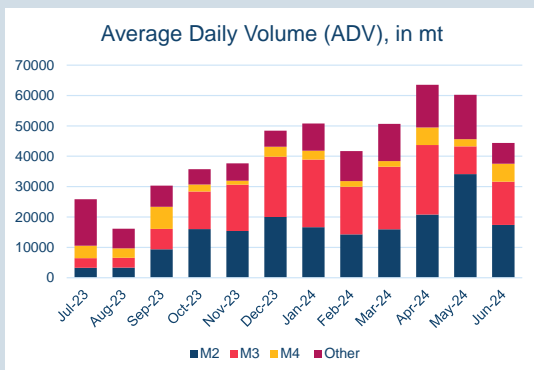
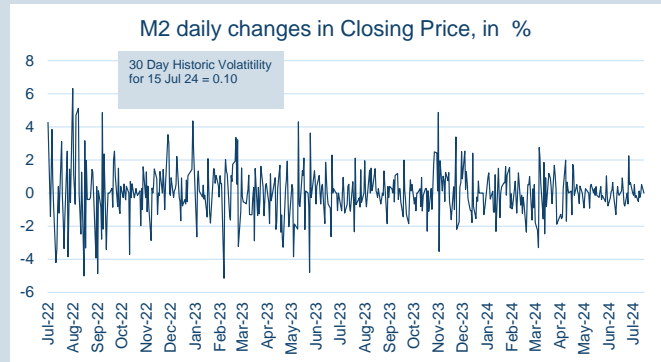
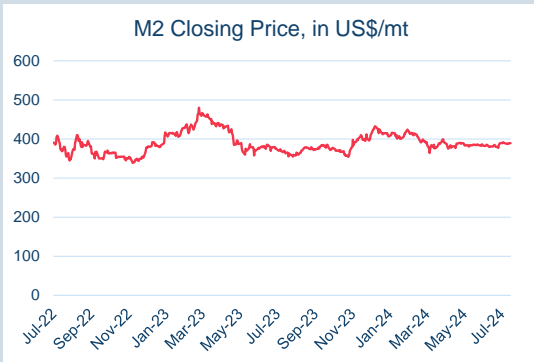
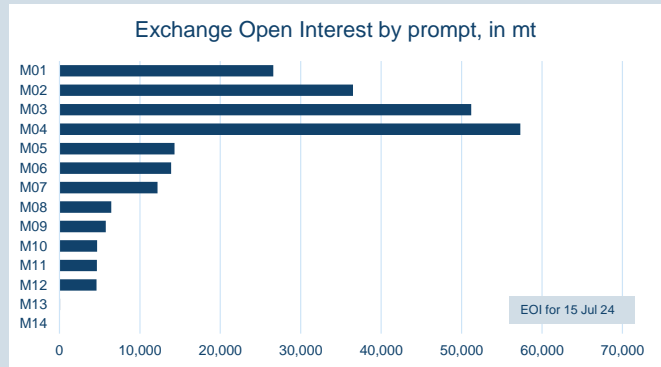
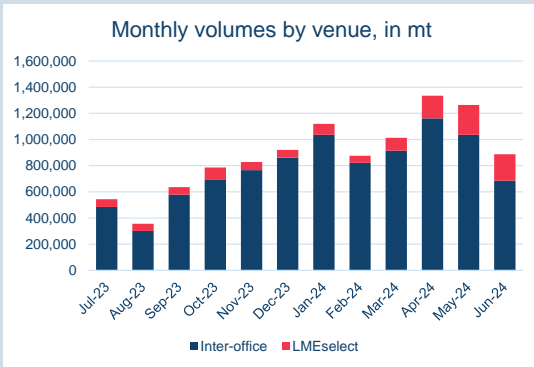
Volume (inc UNA) Jun-2024	
Lots	88,729
Tonnes	887,290

Volume Year To Date	
Lots	649,525
Tonnes	6,495,250

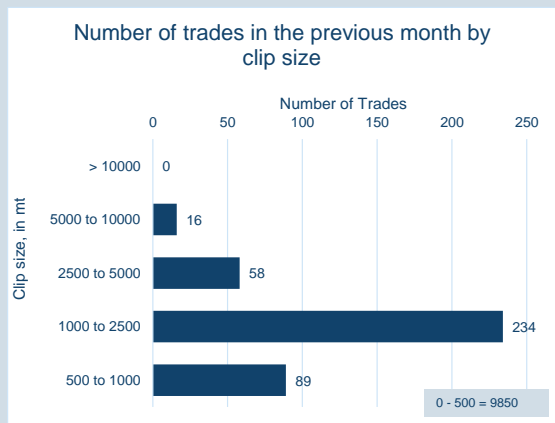


Prompt Month	End of Month - Daily Settlement	Volume (inc UNA)	End of Month - MOI
Jun-24	\$ 384.99	2,451	-
Jul-24	\$ 390.00	34,842	2,207
Aug-24	\$ 389.00	28,256	4,365
Sep-24	\$ 389.50	11,860	5,110
Oct-24	\$ 390.00	7,161	3,912
Nov-24	\$ 391.00	2,225	1,274
Dec-24	\$ 388.50	731	1,255
Jan-25	\$ 391.00	509	817
Feb-25	\$ 388.50	333	608
Mar-25	\$ 389.50	195	575
Apr-25	\$ 390.00	26	467
May-25	\$ 390.50	18	465
Jun-25	\$ 390.00	69	461
Jul-25	\$ 391.50	53	8
Aug-25	\$ 391.50	-	-





Contract specifications	
Contract Code	SCD
Underlying Index	Platts TSI HMS 1&2 (80:20) CFR Turkey
Initial Margin	\$320 per lot (as of Jun-24)
Bloomberg Ticker	JBOA Comdty
EIKON RIC	0#CSSCF:
TT Product Code	SCFCECS
CQG Product Code	SSC
Lot Size	10 metric tonnes
Price Quotation	US\$ / metric tonne
Contract Type	Cash settled futures
Contract Period	Monthly out to 15 months
Trading Venues	LMEselect and Inter-office telephone
Margining	Realised variation margins applied
Trading and Clearing Fees	US\$0.30 per lot (US\$0.03 per tonne)



© The London Metal Exchange - An HKEX Company, 10 Finsbury Square, London EC2A 1AJ

The information contained within this presentation is for illustrative and educational purposes only and should not be relied upon in making any investment decision. The past performance of any commodity, derivative or other product referred to in the presentation cannot be relied upon as a guide to its future performance. Whilst every effort has been made to ensure the information is up-to-date and correct, the LME cannot guarantee that it is completely accurate and free from human error. The information is published "as is" without any warranty of any kind, express or implied, as to accuracy of the information and the LME shall not be liable for any losses or damage that may result from use of the presentation as a consequence of any inaccuracies in, or any omissions from, the information which it may contain. The information may not be reproduced, distributed or transmitted to any other person or incorporated in any way into another publication or other material.

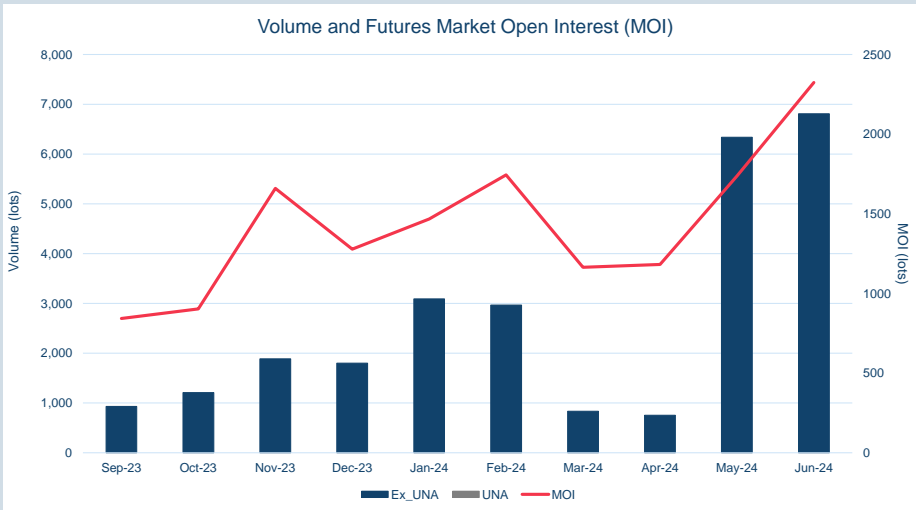


Front Month	
Average	\$520.36
Minimum	\$513.00
Maximum	\$527.50

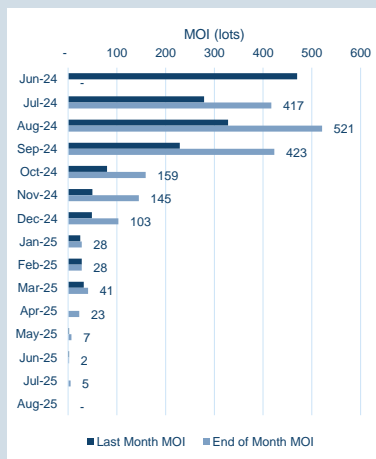
Volume (ex UNA) Jun-2024	
Lots	6,810

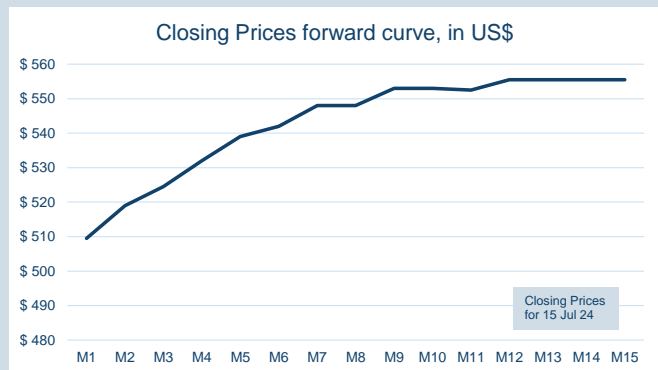
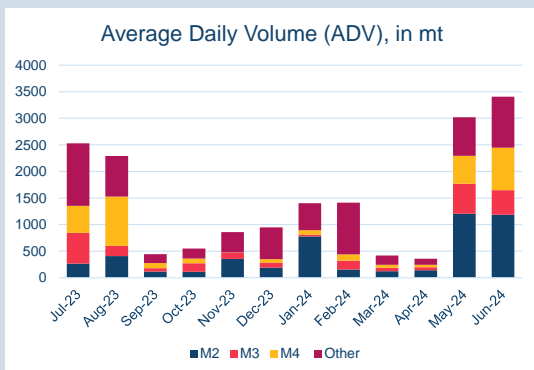
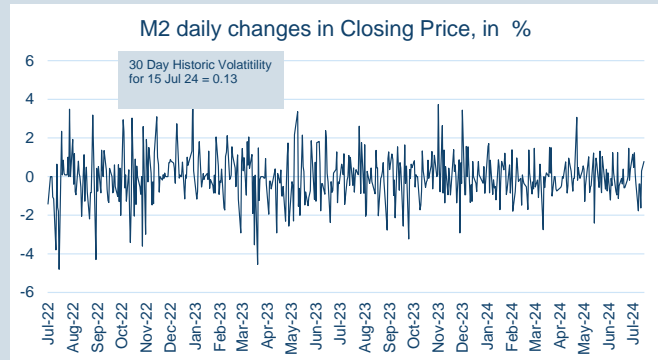
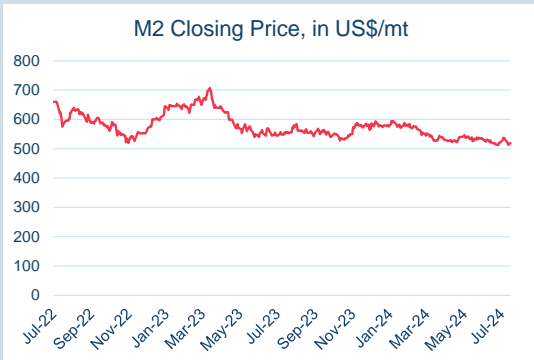
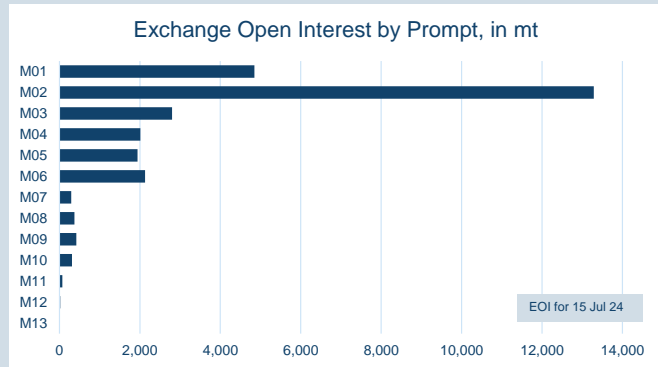
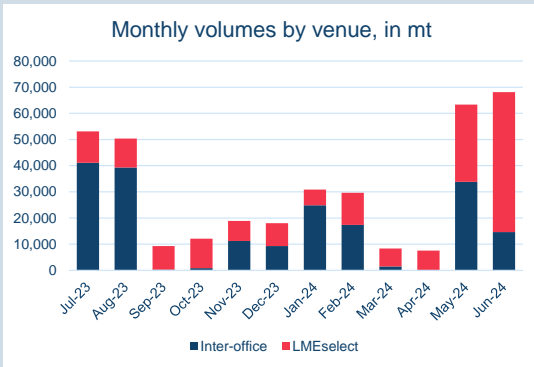
Volume (inc UNA) Jun-2024	
Lots	6,810
Tonnes	68,100

Volume Year To Date	
Lots	20,790
Tonnes	207,900

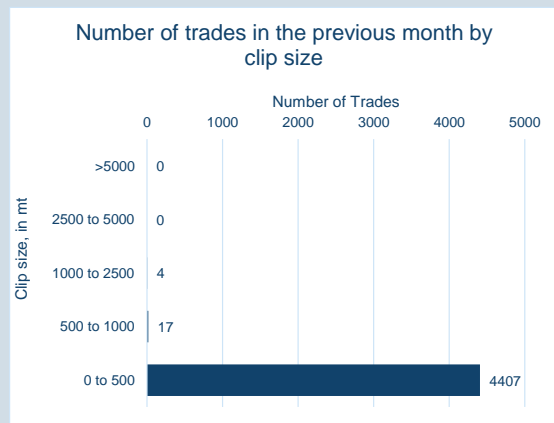


Prompt Month	End of Month - Daily Settlement	Volume (inc UNA)	End of Month - MOI
Jun-24	\$ 520.26	369	-
Jul-24	\$ 521.50	2,372	417
Aug-24	\$ 528.00	920	521
Sep-24	\$ 532.50	1,601	423
Oct-24	\$ 536.00	594	159
Nov-24	\$ 538.50	656	145
Dec-24	\$ 544.00	106	103
Jan-25	\$ 550.00	72	28
Feb-25	\$ 553.00	-	28
Mar-25	\$ 553.00	30	41
Apr-25	\$ 555.00	70	23
May-25	\$ 550.00	10	7
Jun-25	\$ 547.50	-	2
Jul-25	\$ 540.00	10	5
Aug-25	\$ 540.00	-	-



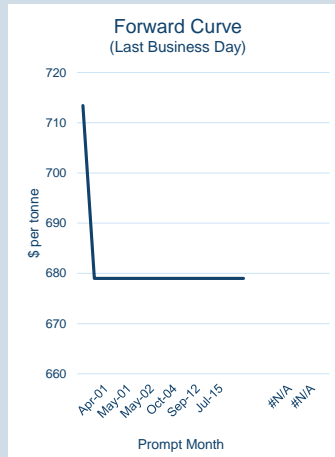
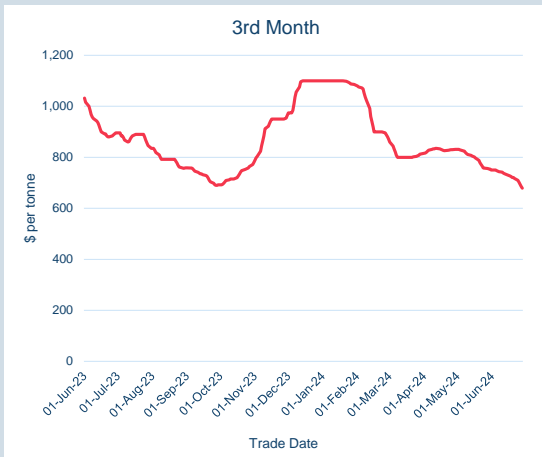


Contract specifications	
Contract Code	HCD
Underlying Index	Argus HRC FOB Tianjin China
Initial Margin	\$670 per lot (as of Jun-24)
Bloomberg Ticker	LCYA Comdty
EIKON RIC	0#CMHCF:
TT Product Code	HCFCECS
CQG Product Code	LHC
Lot Size	10 metric tonnes
Price Quotation	US\$ / metric tonne
Contract Type	Cash settled futures
Contract Period	Monthly out to 15 months
Trading Venues	LMEselect and Inter-office telephone
Margining	Realised variation margins applied
Trading and Clearing Fees	US\$0.30 per lot (US\$0.03 per tonne)



© The London Metal Exchange - An HKEX Company, 10 Finsbury Square, London EC2A 1AJ

The information contained within this presentation is for illustrative and educational purposes only and should not be relied upon in making any investment decision. The past performance of any commodity, derivative or other product referred to in the presentation cannot be relied upon as a guide to its future performance. Whilst every effort has been made to ensure the information is up-to-date and correct, the LME cannot guarantee that it is completely accurate and free from human error. The information is published "as is" without any warranty of any kind, express or implied, as to accuracy of the information and the LME shall not be liable for any losses or damage that may result from use of the presentation as a consequence of any inaccuracies in, or any omissions from, the information which it may contain. The information may not be reproduced, distributed or transmitted to any other person or incorporated in any way into another publication or other material.

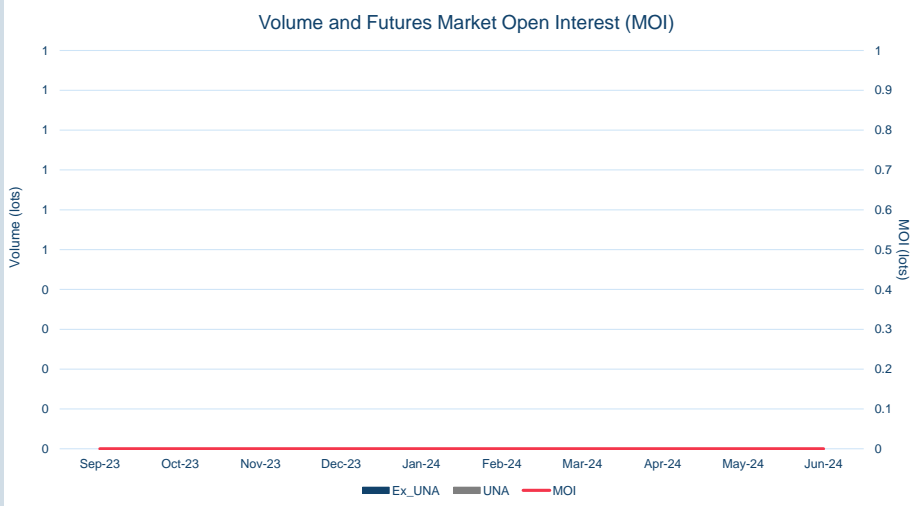


Front Month	
Average	\$729.44
Minimum	\$713.42
Maximum	\$750.00

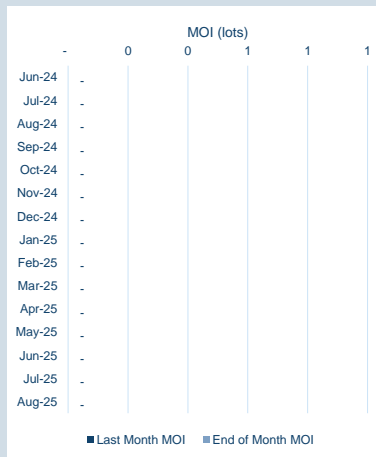
Volume (ex UNA) Jun-2024	
Lots	-

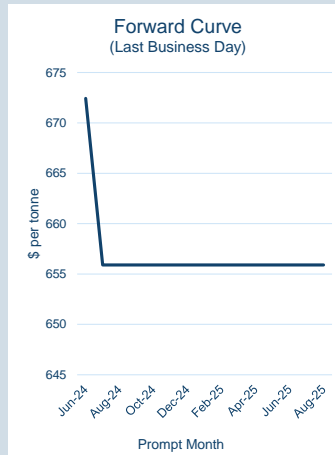
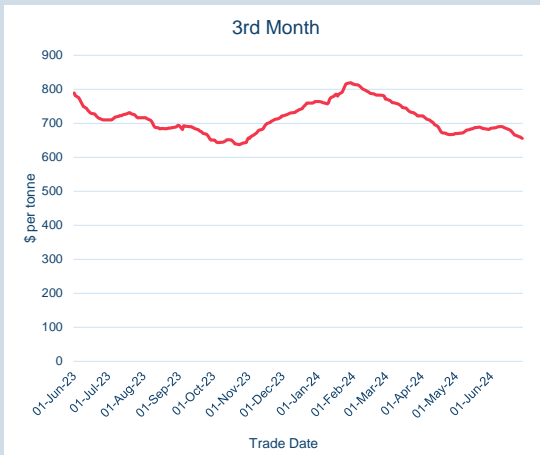
Volume (inc UNA) Jun-2024	
Lots	-
Tonnes	-

Volume Year To Date	
Lots	-
Tonnes	-



Prompt Month	End of Month - Daily Settlement	Volume (inc UNA)	End of Month - MOI
Jan-00	\$ 713.42	-	-
Jan-00	\$ 679.00	-	-
Apr-01	\$ 679.00	-	-
Apr-01	\$ 679.00	-	-
May-01	\$ 679.00	-	-
Feb-02	\$ 679.00	-	-
May-02	\$ 679.00	-	-
Sep-02	\$ 679.00	-	-
Oct-04	\$ 679.00	-	-
May-05	\$ 679.00	-	-
Sep-12	\$ 679.00	-	-
Apr-17	\$ 679.00	-	-
Jul-15	\$ 679.00	-	-
Jul-09	\$ 679.00	-	-
Jan-00	\$ 679.00	-	-



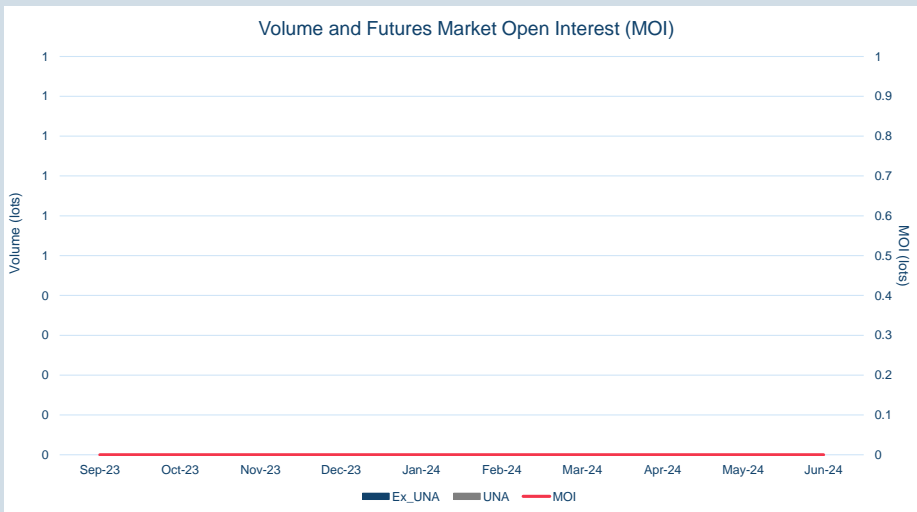


Front Month	
Average	\$681.16
Minimum	\$671.85
Maximum	\$692.45

Volume (ex UNA) Jun-2024	
Lots	-

Volume (inc UNA) Jun-2024	
Lots	-
Tonnes	-

Volume Year To Date	
Lots	-
Tonnes	-



Prompt Month	End of Month - Daily Settlement	Volume (inc UNA)	End of Month - MOI
Jun-24	\$ 672.43	-	-
Jul-24	\$ 655.90	-	-
Aug-24	\$ 655.90	-	-
Sep-24	\$ 655.90	-	-
Oct-24	\$ 655.90	-	-
Nov-24	\$ 655.90	-	-
Dec-24	\$ 655.90	-	-
Jan-25	\$ 655.90	-	-
Feb-25	\$ 655.90	-	-
Mar-25	\$ 655.90	-	-
Apr-25	\$ 655.90	-	-
May-25	\$ 655.90	-	-
Jun-25	\$ 655.90	-	-
Jul-25	\$ 655.90	-	-
Aug-25	\$ 655.90	-	-

