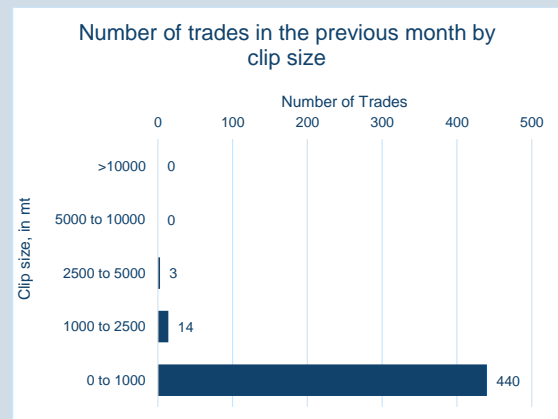
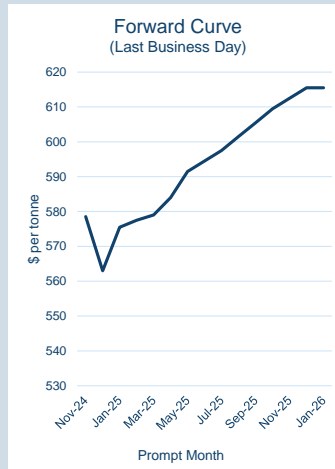


Contract specifications	
Contract Code	SRD
Underlying Index	Platts Steel Rebar FOB Turkey
Initial Margin	\$440 per lot (as of Nov-24)
Bloomberg Ticker	JBPA Comdty
EIKON RIC	0#CSRRF:
TT Product Code	SRFCECS
CQG Product Code	SSR
Lot Size	10 metric tonnes
Price Quotation	US\$ / metric tonne
Contract Type	Cash settled futures
Contract Period	Monthly out to 15 months
Trading Venues	LMEselect and Inter-office telephone
Margining	Realised variation margins applied
Trading and Clearing Fees	US\$0.30 per lot (US\$0.03 per tonne)



© The London Metal Exchange - An HKEX Company, 10 Finsbury Square, London EC2A 1AJ

The information contained within this presentation is for illustrative and educational purposes only and should not be relied upon in making any investment decision. The past performance of any commodity, derivative or other product referred to in the presentation cannot be relied upon as a guide to its future performance. Whilst every effort has been made to ensure the information is up-to-date and correct, the LME cannot guarantee that it is completely accurate and free from human error. The information is published "as is" without any warranty of any kind, express or implied, as to accuracy of the information and the LME shall not be liable for any losses or damage that may result from use of the presentation as a consequence of any inaccuracies in, or any omissions from, the information which it may contain. The information may not be reproduced, distributed or transmitted to any other person or incorporated in any way into another publication or other material.

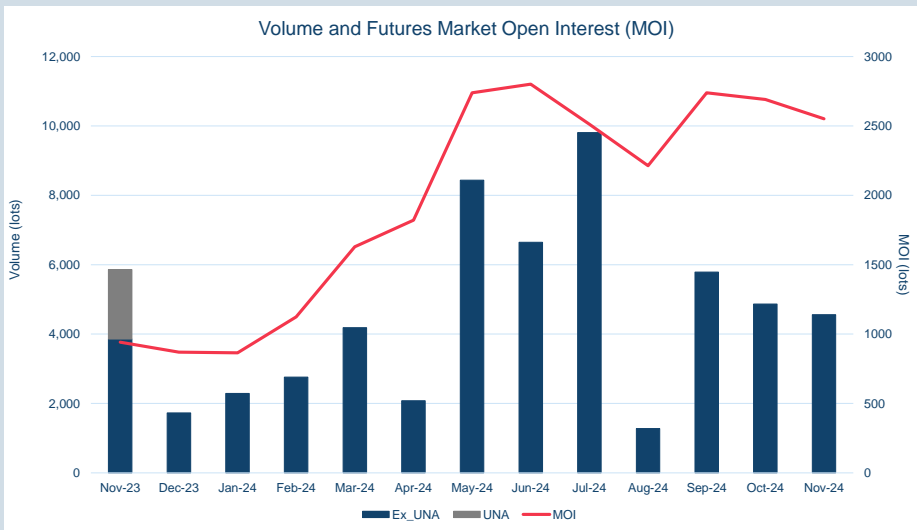


Front Month	
Average	\$584.93
Minimum	\$576.50
Maximum	\$597.50

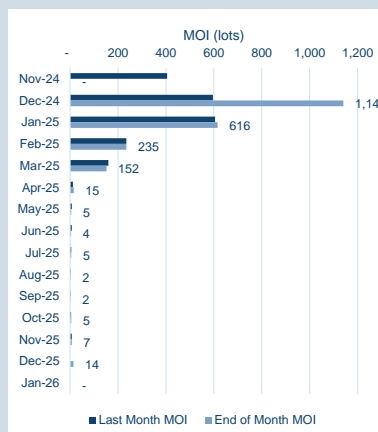
Volume (ex UNA) Nov-2024	
Lots	4,557

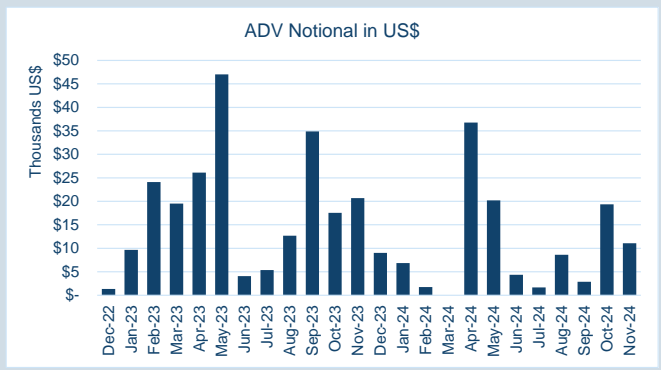
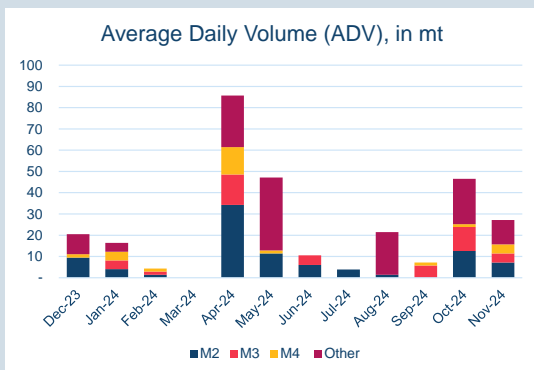
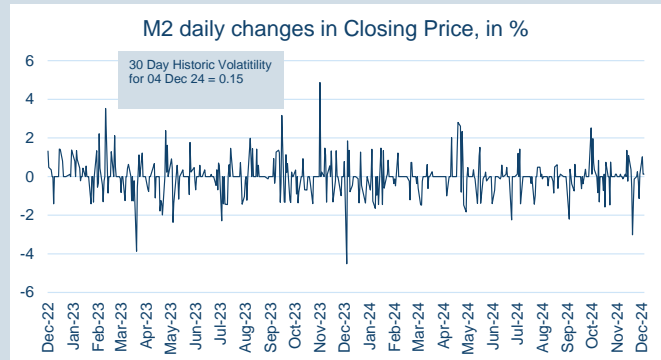
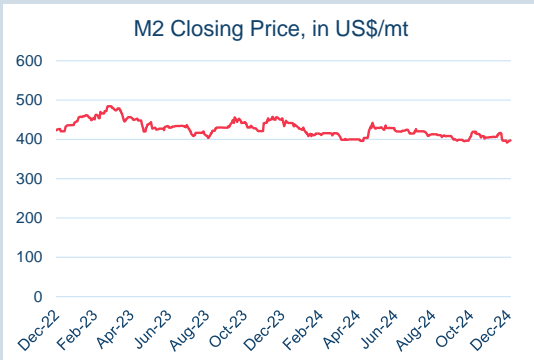
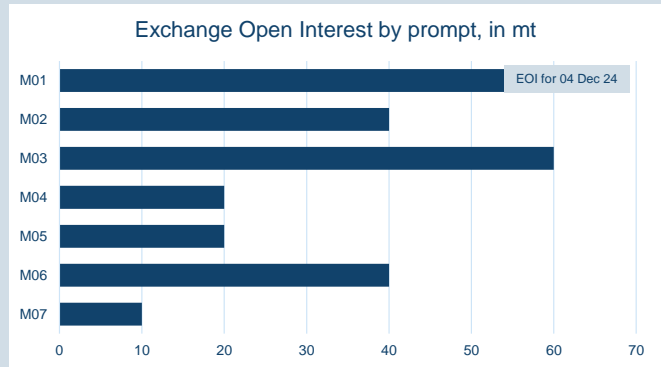
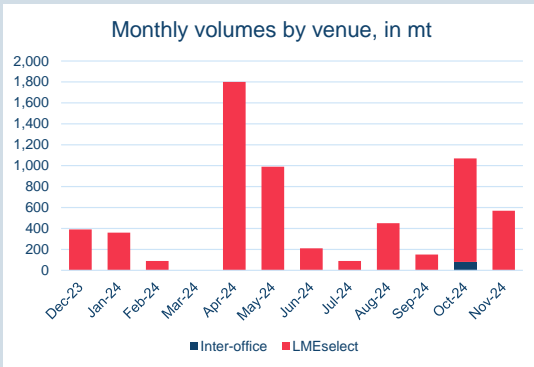
Volume (inc UNA) Nov-2024	
Lots	4,557
Tonnes	45,570

Volume Year To Date	
Lots	52,690
Tonnes	526,900

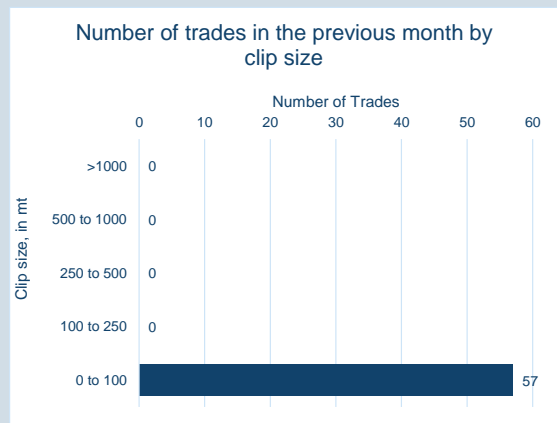


Prompt Month	End of Month - Daily Settlement	Volume (inc UNA)	End of Month - MOI
Nov-24	\$ 578.52	37	-
Dec-24	\$ 563.00	3,276	1,141
Jan-25	\$ 575.50	1,055	616
Feb-25	\$ 577.50	17	235
Mar-25	\$ 579.00	51	152
Apr-25	\$ 584.00	58	15
May-25	\$ 591.50	5	5
Jun-25	\$ 594.50	13	4
Jul-25	\$ 597.50	-	5
Aug-25	\$ 601.50	-	2
Sep-25	\$ 605.50	-	2
Oct-25	\$ 609.50	5	5
Nov-25	\$ 612.50	3	7
Dec-25	\$ 615.50	37	14
Jan-26	\$ 615.50	-	-



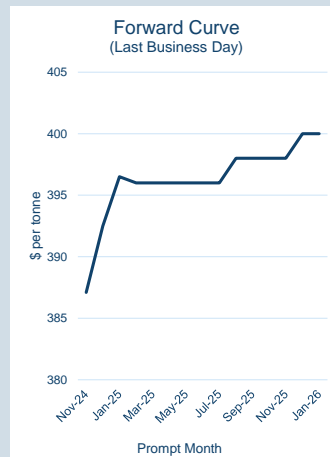


Contract specifications	
Contract Code	SID
Underlying Index	Platts' Shredded Scrap CFR Nhava Sheva
Initial Margin	\$380 per lot (as of Nov-24)
Bloomberg Ticker	LXLA Comdty
EIKON RIC	0#CSSIF:
TT Product Code	SIFCECS
CQG Product Code	LSI
Lot Size	10 metric tonnes
Price Quotation	US\$ / metric tonne
Contract Type	Cash settled futures
Contract Period	Monthly out to 15 months
Trading Venues	LMEselect and Inter-office telephone
Margining	Realised variation margins applied
Trading and Clearing Fees	US\$0.30 per lot (US\$0.03 per tonne)



© The London Metal Exchange - An HKEX Company, 10 Finsbury Square, London EC2A 1AJ

The information contained within this presentation is for illustrative and educational purposes only and should not be relied upon in making any investment decision. The past performance of any commodity, derivative or other product referred to in the presentation cannot be relied upon as a guide to its future performance. Whilst every effort has been made to ensure the information is up-to-date and correct, the LME cannot guarantee that it is completely accurate and free from human error. The information is published "as is" without any warranty of any kind, express or implied, as to accuracy of the information and the LME shall not be liable for any losses or damage that may result from use of the presentation as a consequence of any inaccuracies in, or any omissions from, the information which it may contain. The information may not be reproduced, distributed or transmitted to any other person or incorporated in any way into another publication or other material.

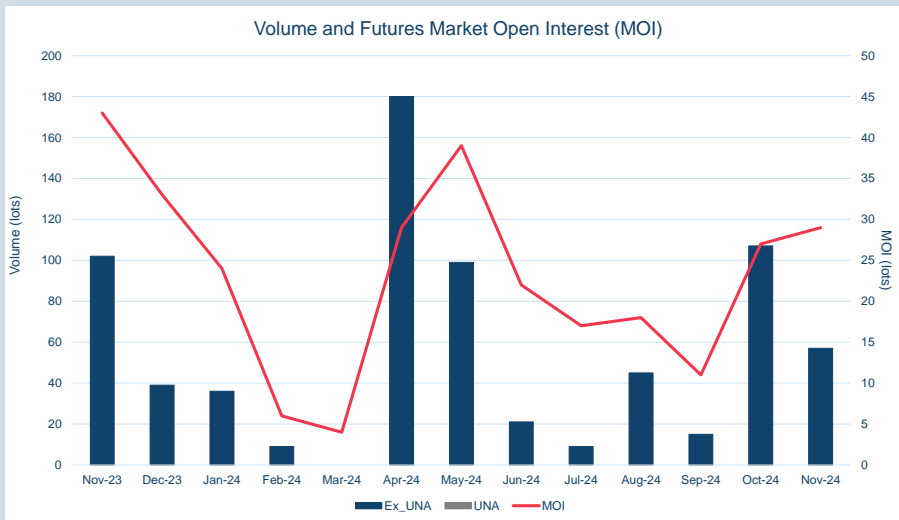


Front Month	
Average	\$404.10
Minimum	\$387.10
Maximum	\$418.00

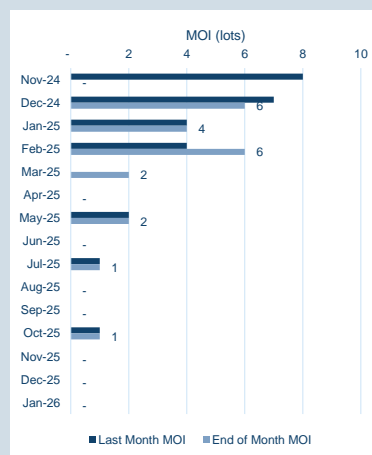
Volume (ex UNA) Nov-2024	
Lots	57

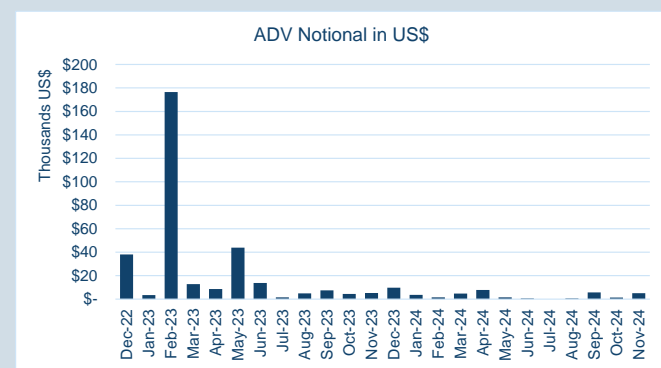
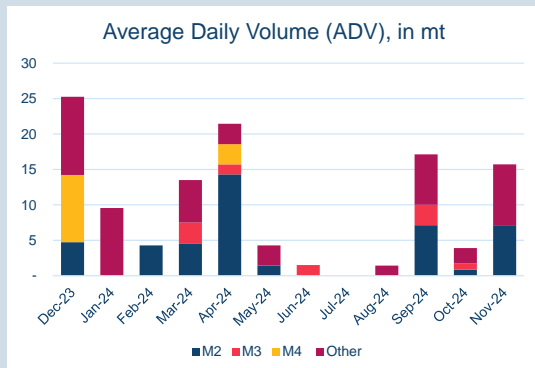
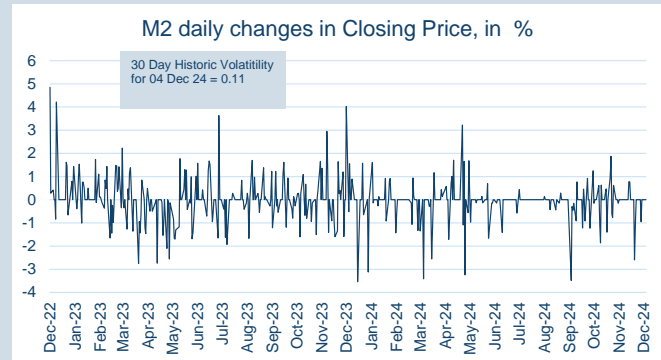
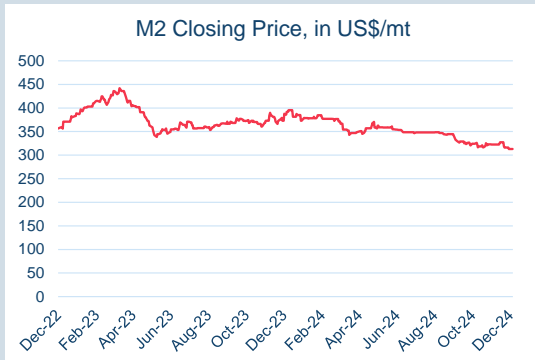
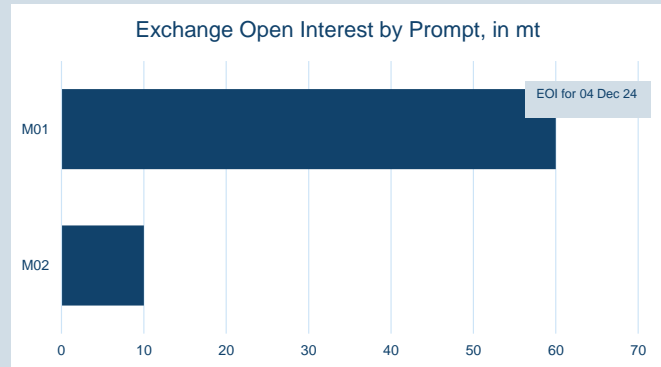
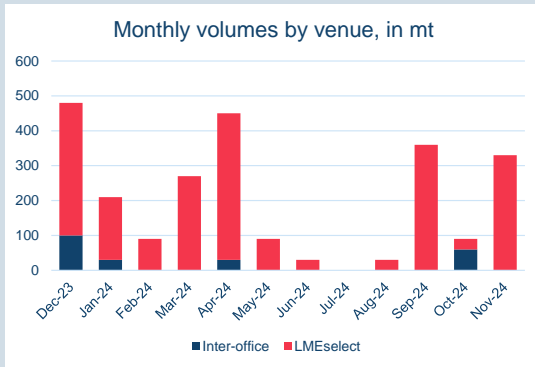
Volume (inc UNA) Nov-2024	
Lots	57
Tonnes	570

Volume Year To Date	
Lots	578
Tonnes	5,780

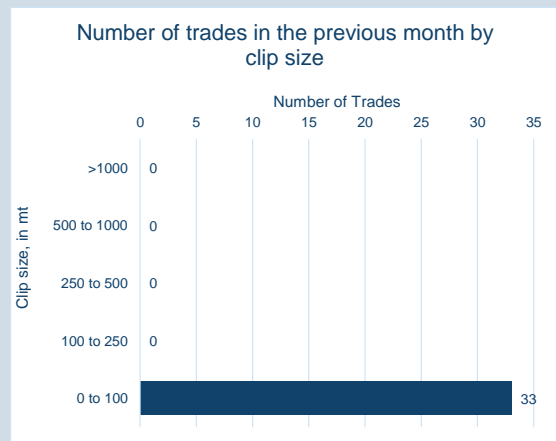


Prompt Month	End of Month - Daily Settlement	Volume (inc UNA)	End of Month - MOI
Nov-24	\$ 387.10	18	-
Dec-24	\$ 392.50	15	6
Jan-25	\$ 396.50	9	4
Feb-25	\$ 396.00	9	6
Mar-25	\$ 396.00	6	2
Apr-25	\$ 396.00	-	-
May-25	\$ 396.00	-	2
Jun-25	\$ 396.00	-	-
Jul-25	\$ 396.00	-	1
Aug-25	\$ 398.00	-	-
Sep-25	\$ 398.00	-	-
Oct-25	\$ 398.00	-	1
Nov-25	\$ 398.00	-	-
Dec-25	\$ 400.00	-	-
Jan-26	\$ 400.00	-	-



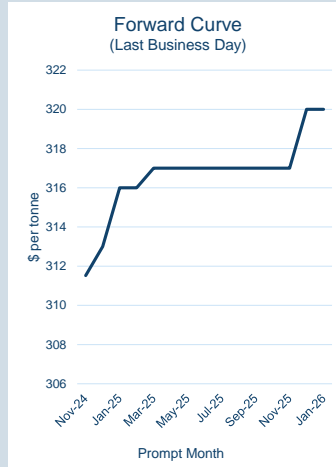


Contract specifications	
Contract Code	STD
Underlying Index	Argus' Ferrous scrap HMS 1/2 (80:20) containerised CFR Taiwan
Initial Margin	\$360 per lot (as of Nov-24)
Bloomberg Ticker	LVAA Comdty
EIKON RIC	0#CSSTF:
TT Product Code	STFCECS
CQG Product Code	LST
Lot Size	10 metric tonnes
Price Quotation	US\$ / metric tonne
Contract Type	Cash settled futures
Contract Period	Monthly out to 15 months
Trading Venues	LMEselect and Inter-office telephone
Margining	Realised variation margins applied
Trading and Clearing Fees	US\$0.30 per lot (US\$0.03 per tonne)



© The London Metal Exchange - An HKEX Company. 10 Finsbury Square, London EC2A 1AJ

The information contained within this presentation is for illustrative and educational purposes only and should not be relied upon in making any investment decision. The past performance of any commodity, derivative or other product referred to in the presentation cannot be relied upon as a guide to its future performance. Whilst every effort has been made to ensure the information is up-to-date and correct, the LME cannot guarantee that it is completely accurate and free from human error. The information is published "as is" without any warranty of any kind, express or implied, as to accuracy of the information and the LME shall not be liable for any losses or damage that may result from use of the presentation as a consequence of any inaccuracies in, or any omissions from, the information which it may contain. The information may not be reproduced, distributed or transmitted to any other person or incorporated in any way into another publication or other material.

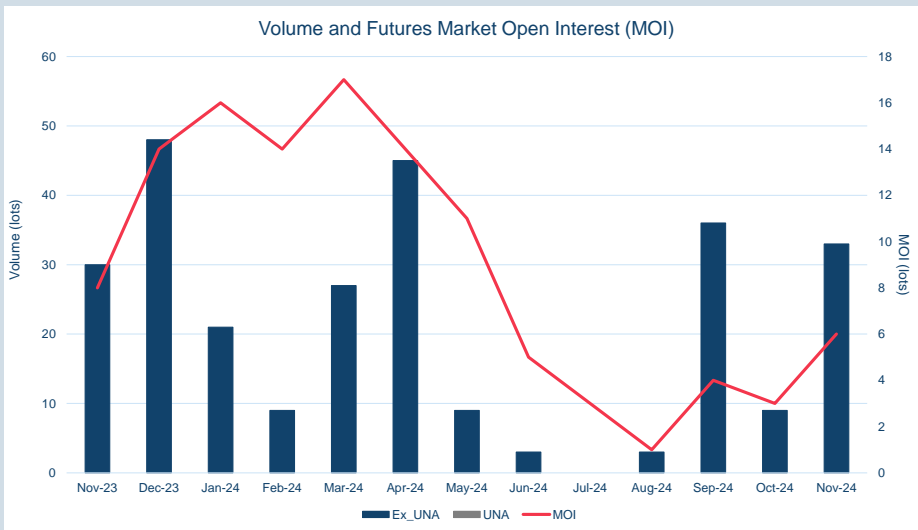


Front Month	
Average	\$321.00
Minimum	\$311.52
Maximum	\$328.50

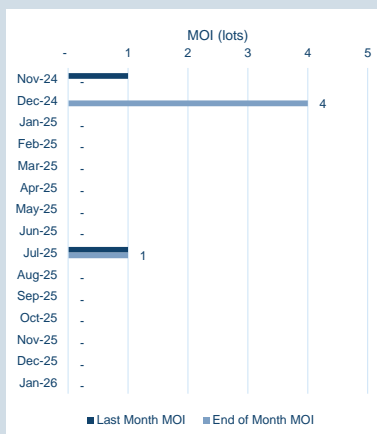
Volume (ex UNA) Nov-2024	
Lots	33

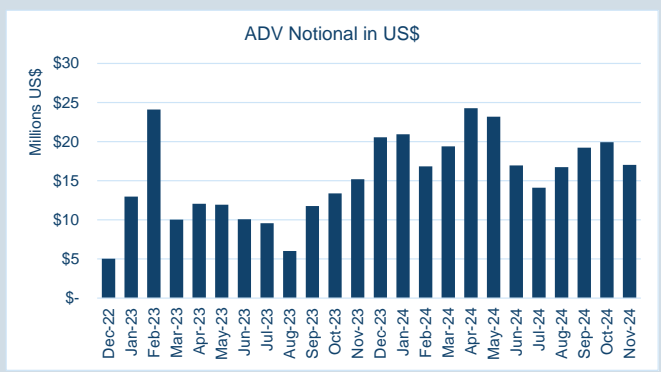
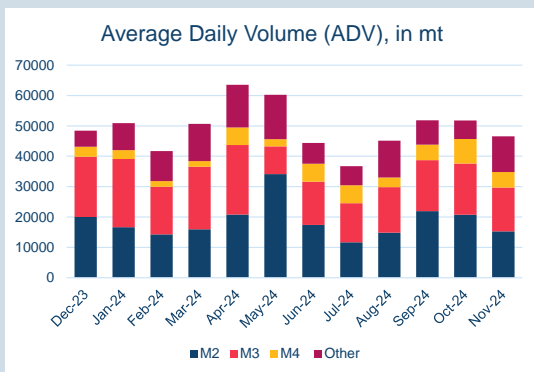
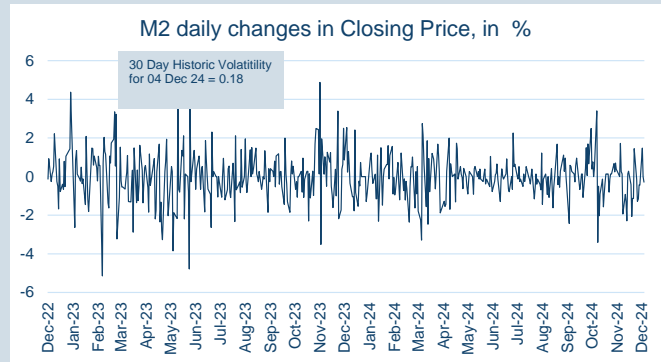
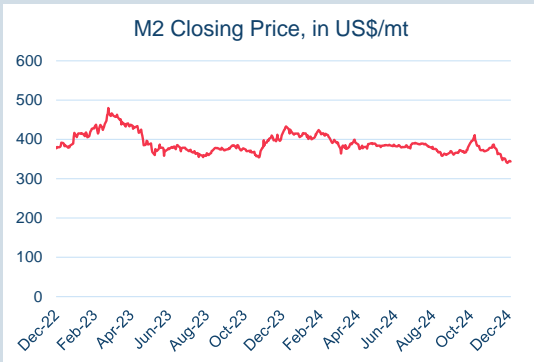
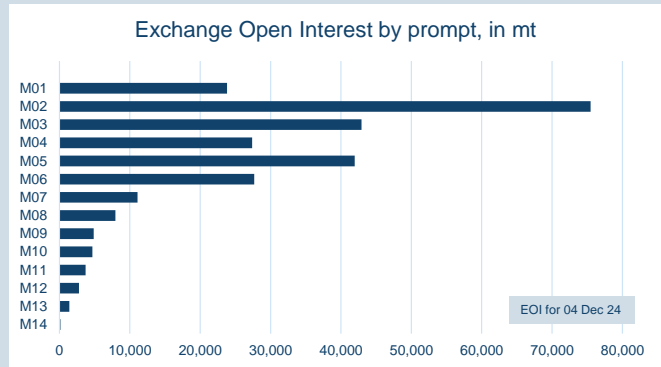
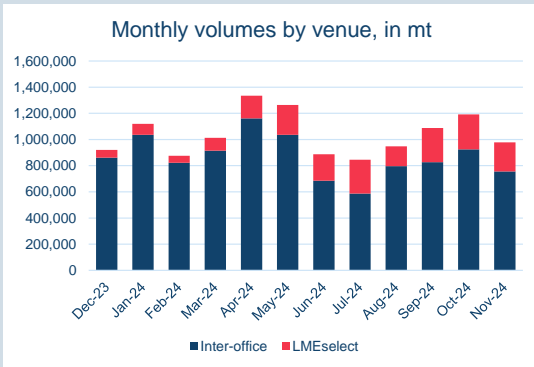
Volume (inc UNA) Nov-2024	
Lots	33
Tonnes	330

Volume Year To Date	
Lots	195
Tonnes	1,950

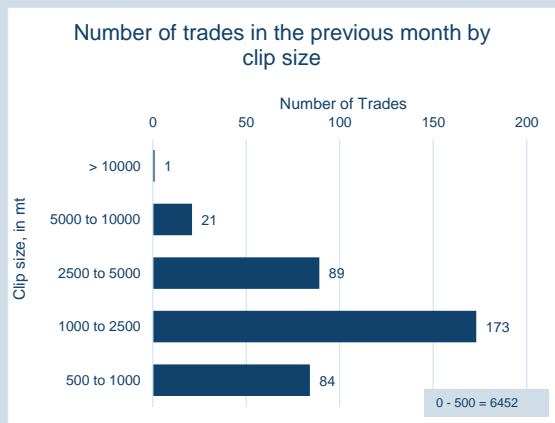


Prompt Month	End of Month - Daily Settlement	Volume (inc UNA)	End of Month - MOI
Nov-24	\$ 311.52	18	-
Dec-24	\$ 313.00	15	4
Jan-25	\$ 316.00	-	-
Feb-25	\$ 316.00	-	-
Mar-25	\$ 317.00	-	-
Apr-25	\$ 317.00	-	-
May-25	\$ 317.00	-	-
Jun-25	\$ 317.00	-	-
Jul-25	\$ 317.00	-	1
Aug-25	\$ 317.00	-	-
Sep-25	\$ 317.00	-	-
Oct-25	\$ 317.00	-	-
Nov-25	\$ 317.00	-	-
Dec-25	\$ 320.00	-	-
Jan-26	\$ 320.00	-	-



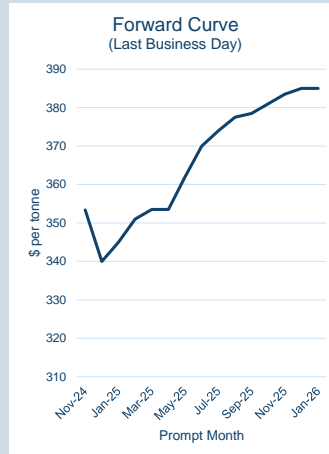


Contract specifications	
Contract Code	SCD
Underlying Index	Platts TSI HMS 1&2 (80:20) CFR Turkey
Initial Margin	\$320 per lot (as of Nov-24)
Bloomberg Ticker	JBOA Comdty
EIKON RIC	0#CSSCF:
TT Product Code	SCFCECS
CQG Product Code	SSC
Lot Size	10 metric tonnes
Price Quotation	US\$ / metric tonne
Contract Type	Cash settled futures
Contract Period	Monthly out to 15 months
Trading Venues	LMEselect and Inter-office telephone
Margining	Realised variation margins applied
Trading and Clearing Fees	US\$0.30 per lot (US\$0.03 per tonne)



© The London Metal Exchange - An HKEX Company, 10 Finsbury Square, London EC2A 1AJ

The information contained within this presentation is for illustrative and educational purposes only and should not be relied upon in making any investment decision. The past performance of any commodity, derivative or other product referred to in the presentation cannot be relied upon as a guide to its future performance. Whilst every effort has been made to ensure the information is up-to-date and correct, the LME cannot guarantee that it is completely accurate and free from human error. The information is published "as is" without any warranty of any kind, express or implied, as to accuracy of the information and the LME shall not be liable for any losses or damage that may result from use of the presentation as a consequence of any inaccuracies in, or any omissions from, the information which it may contain. The information may not be reproduced, distributed or transmitted to any other person or incorporated in any way into another publication or other material.

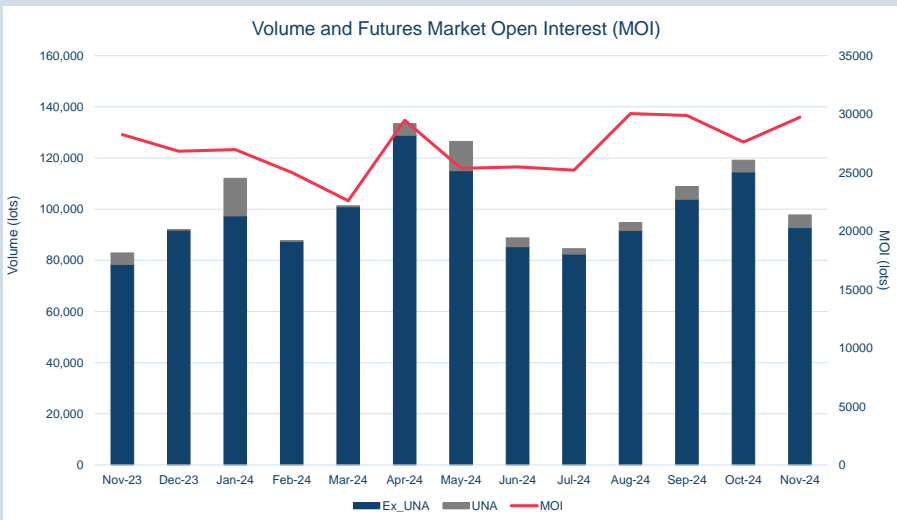


Front Month	
Average	\$362.76
Minimum	\$352.00
Maximum	\$376.50

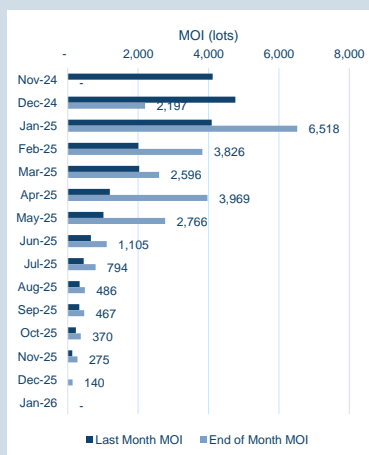
Volume (ex UNA) Nov-2024	
Lots	92,769

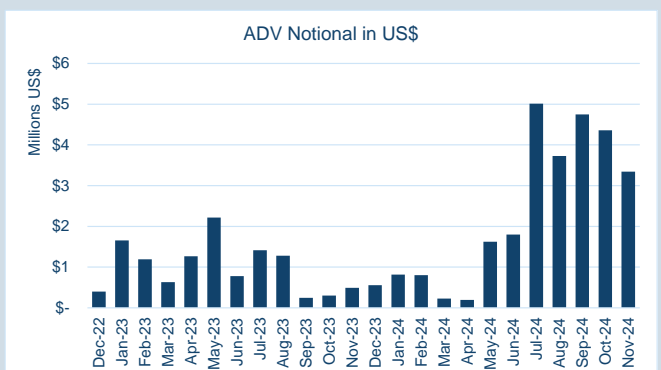
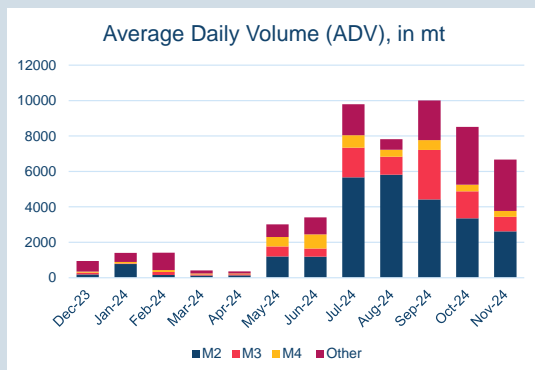
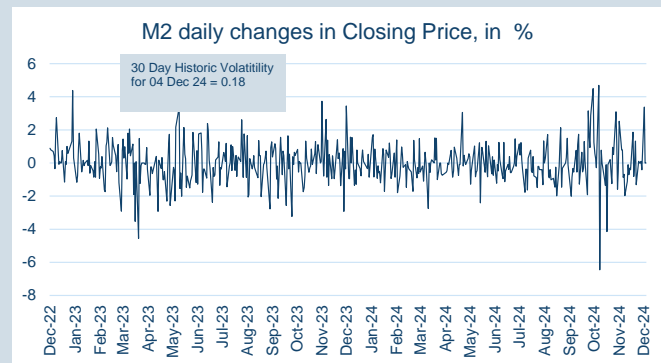
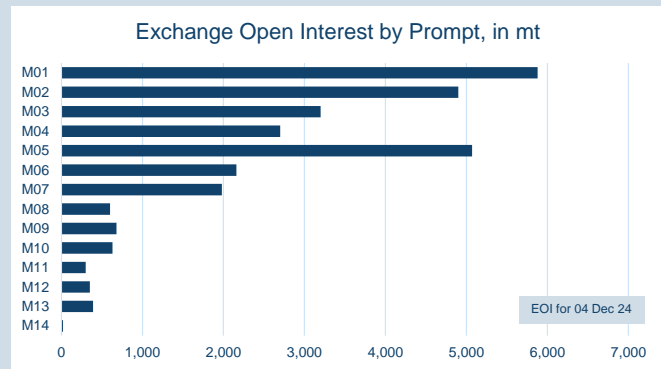
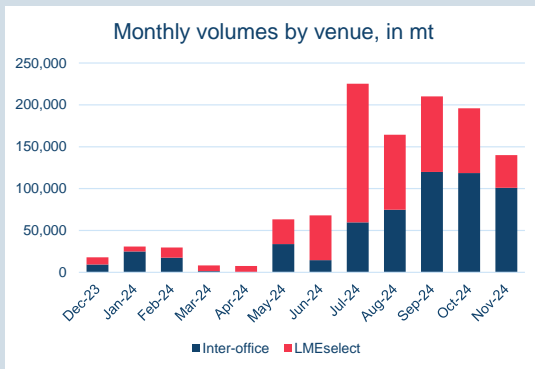
Volume (inc UNA) Nov-2024	
Lots	97,769
Tonnes	977,690

Volume Year To Date	
Lots	1,154,527
Tonnes	11,545,270

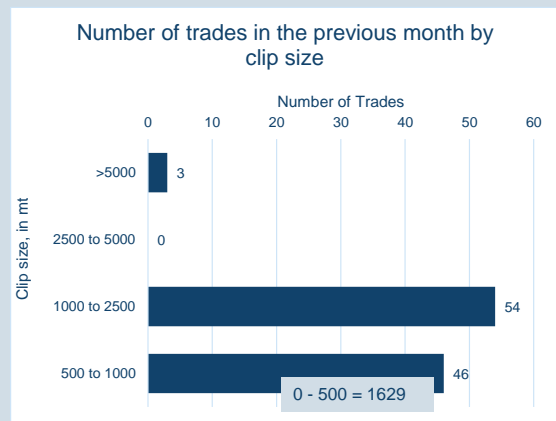


Prompt Month	End of Month - Daily Settlement	Volume (inc UNA)	End of Month - MOI
Nov-24	\$ 353.40	3,353	-
Dec-24	\$ 340.00	32,144	2,197
Jan-25	\$ 345.00	30,295	6,518
Feb-25	\$ 351.00	10,601	3,826
Mar-25	\$ 353.50	5,769	2,596
Apr-25	\$ 353.50	6,254	3,969
May-25	\$ 362.00	4,318	2,766
Jun-25	\$ 370.00	2,155	1,105
Jul-25	\$ 374.00	717	794
Aug-25	\$ 377.50	511	486
Sep-25	\$ 378.50	481	467
Oct-25	\$ 381.00	380	370
Nov-25	\$ 383.50	396	275
Dec-25	\$ 385.00	395	140
Jan-26	\$ 385.00	-	-



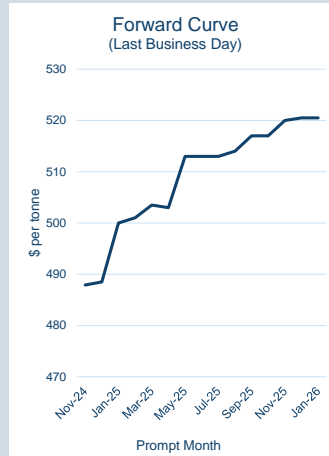


Contract specifications	
Contract Code	HCD
Underlying Index	Argus HRC FOB Tianjin China
Initial Margin	\$670 per lot (as of Nov-24)
Bloomberg Ticker	LCYA Comdty
EIKON RIC	0#CMHCF:
TT Product Code	HCFCECS
CQG Product Code	LHC
Lot Size	10 metric tonnes
Price Quotation	US\$ / metric tonne
Contract Type	Cash settled futures
Contract Period	Monthly out to 15 months
Trading Venues	LMEselect and Inter-office telephone
Margining	Realised variation margins applied
Trading and Clearing Fees	US\$0.30 per lot (US\$0.03 per tonne)



© The London Metal Exchange - An HKEX Company, 10 Finsbury Square, London EC2A 1AJ

The information contained within this presentation is for illustrative and educational purposes only and should not be relied upon in making any investment decision. The past performance of any commodity, derivative or other product referred to in the presentation cannot be relied upon as a guide to its future performance. Whilst every effort has been made to ensure the information is up-to-date and correct, the LME cannot guarantee that it is completely accurate and free from human error. The information is published "as is" without any warranty of any kind, express or implied, as to accuracy of the information and the LME shall not be liable for any losses or damage that may result from use of the presentation as a consequence of any inaccuracies in, or any omissions from, the information which it may contain. The information may not be reproduced, distributed or transmitted to any other person or incorporated in any way into another publication or other material.

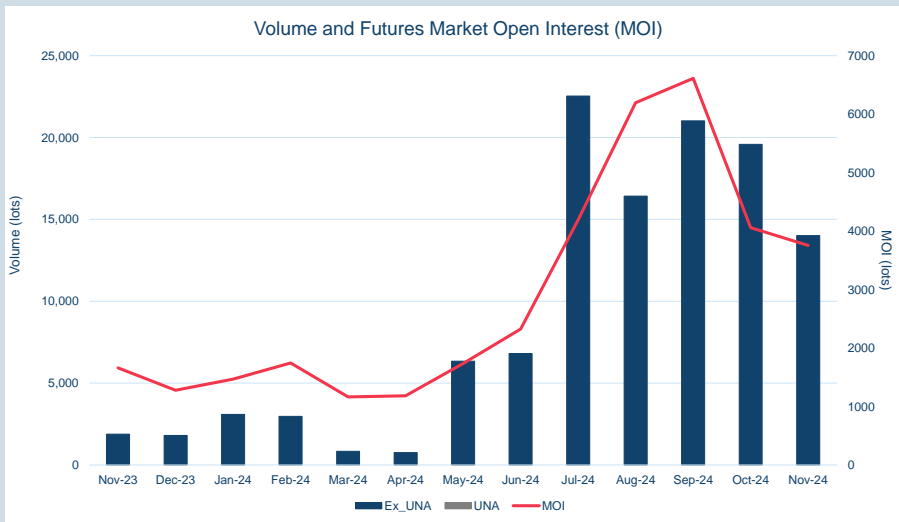


Front Month	
Average	\$490.35
Minimum	\$480.00
Maximum	\$505.00

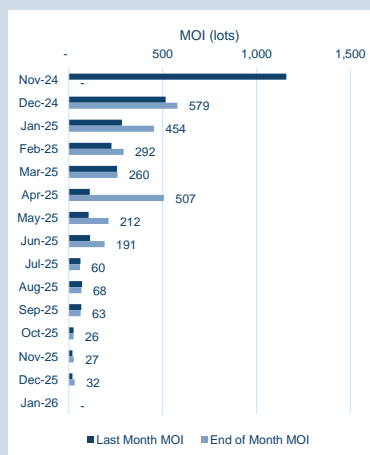
Volume (ex UNA) Nov-2024	
Lots	14,006

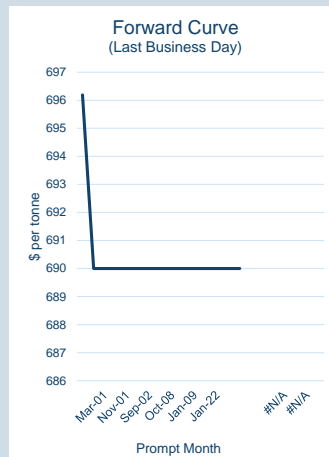
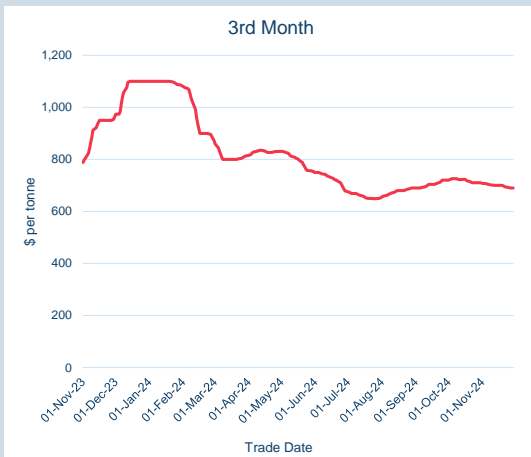
Volume (inc UNA) Nov-2024	
Lots	14,006
Tonnes	140,060

Volume Year To Date	
Lots	114,353
Tonnes	1,143,530



Prompt Month	End of Month - Daily Settlement	Volume (inc UNA)	End of Month - MOI
Nov-24	\$ 487.90	3,143	-
Dec-24	\$ 488.50	5,498	579
Jan-25	\$ 500.00	1,730	454
Feb-25	\$ 501.00	686	292
Mar-25	\$ 503.50	780	260
Apr-25	\$ 503.00	1,430	507
May-25	\$ 513.00	249	212
Jun-25	\$ 513.00	191	191
Jul-25	\$ 513.00	94	60
Aug-25	\$ 514.00	49	68
Sep-25	\$ 517.00	93	63
Oct-25	\$ 517.00	16	26
Nov-25	\$ 520.00	14	27
Dec-25	\$ 520.50	33	32
Jan-26	\$ 520.50	-	-



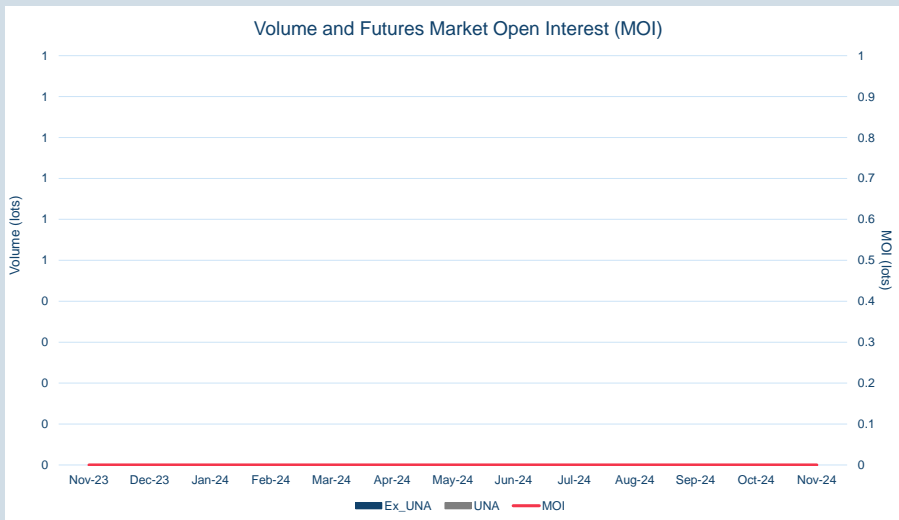


Front Month	
Average	\$699.63
Minimum	\$696.19
Maximum	\$708.00

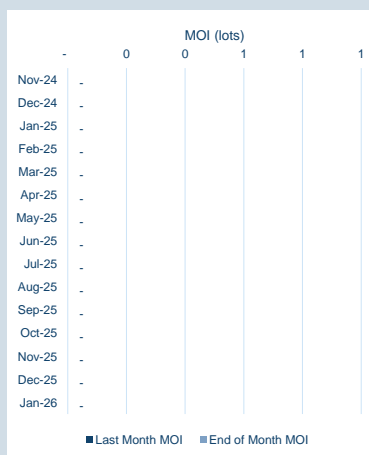
Volume (ex UNA) Nov-2024	
Lots	-

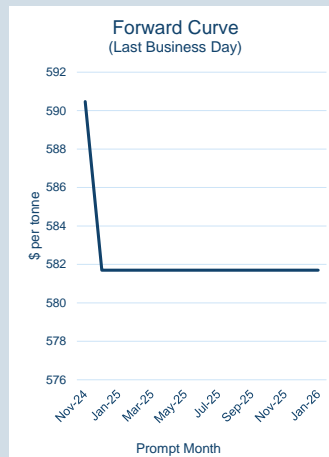
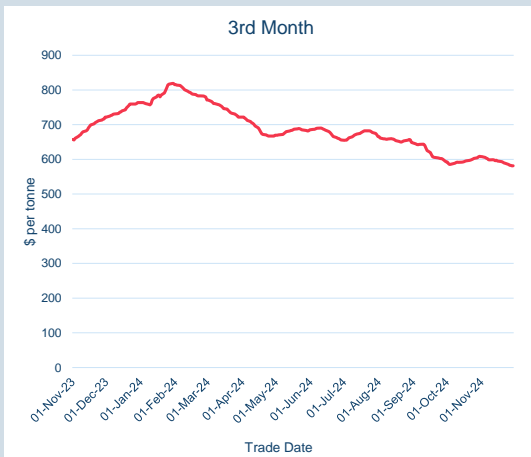
Volume (inc UNA) Nov-2024	
Lots	-
Tonnes	-

Volume Year To Date	
Lots	-
Tonnes	-



Prompt Month	End of Month - Daily Settlement	Volume (inc UNA)	End of Month - MOI
Jan-00	\$	696.19	-
Sep-00	\$	690.00	-
Mar-01	\$	690.00	-
Jun-01	\$	690.00	-
Nov-01	\$	690.00	-
Nov-01	\$	690.00	-
Sep-02	\$	690.00	-
Jan-04	\$	690.00	-
Oct-08	\$	690.00	-
Nov-12	\$	690.00	-
Jan-09	\$	690.00	-
Nov-12	\$	690.00	-
Jan-22	\$	690.00	-
Apr-12	\$	690.00	-
Jan-00	\$	690.00	-



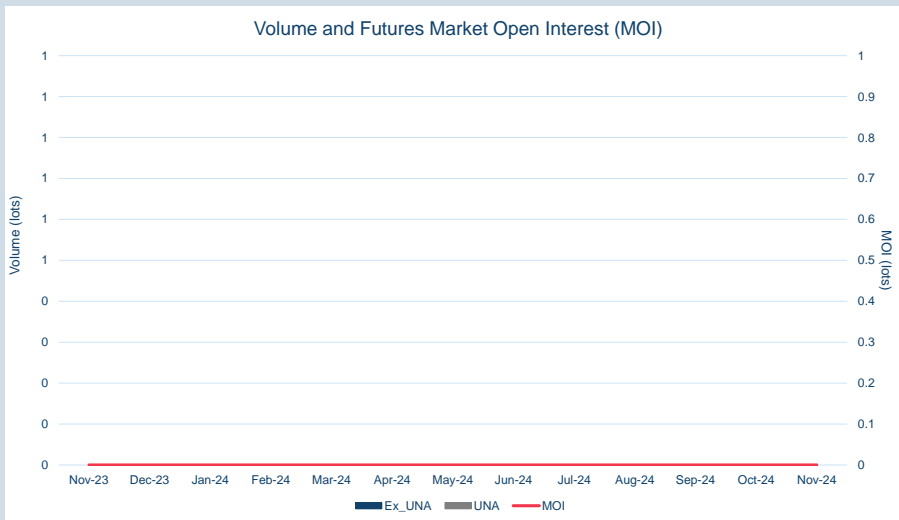


Front Month	
Average	\$595.28
Minimum	\$589.68
Maximum	\$607.75

Volume (ex UNA) Nov-2024	
Lots	-

Volume (inc UNA) Nov-2024	
Lots	-
Tonnes	-

Volume Year To Date	
Lots	-
Tonnes	-



Prompt Month	End of Month - Daily Settlement	Volume (inc UNA)	End of Month - MOI
Nov-24	\$ 590.47	-	-
Dec-24	\$ 581.70	-	-
Jan-25	\$ 581.70	-	-
Feb-25	\$ 581.70	-	-
Mar-25	\$ 581.70	-	-
Apr-25	\$ 581.70	-	-
May-25	\$ 581.70	-	-
Jun-25	\$ 581.70	-	-
Jul-25	\$ 581.70	-	-
Aug-25	\$ 581.70	-	-
Sep-25	\$ 581.70	-	-
Oct-25	\$ 581.70	-	-
Nov-25	\$ 581.70	-	-
Dec-25	\$ 581.70	-	-
Jan-26	\$ 581.70	-	-

