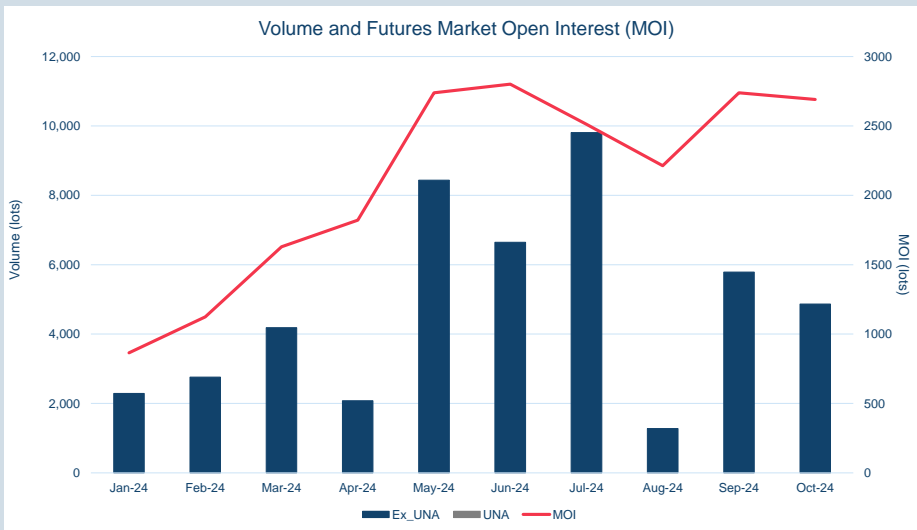


Front Month	
Average	\$594.92
Minimum	\$586.00
Maximum	\$609.00

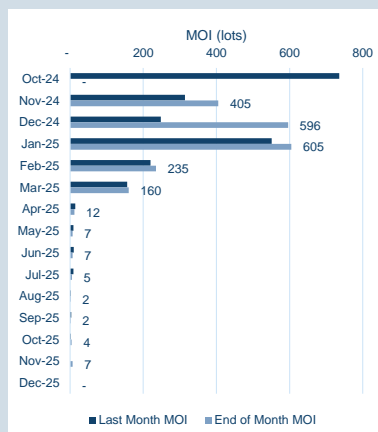
Volume (ex UNA) Oct-2024	
Lots	4,868

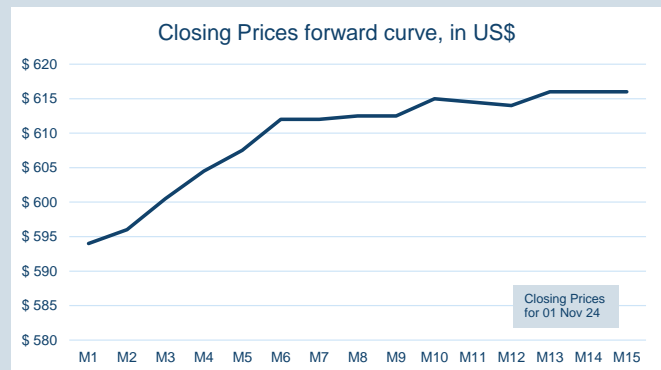
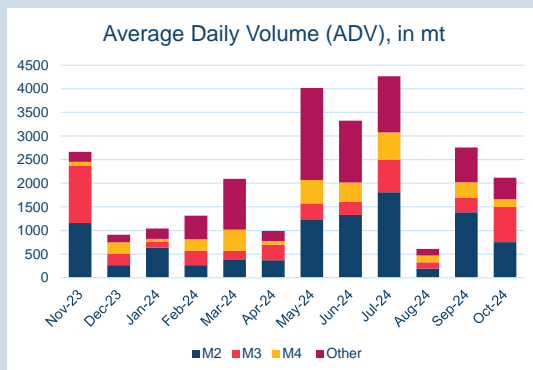
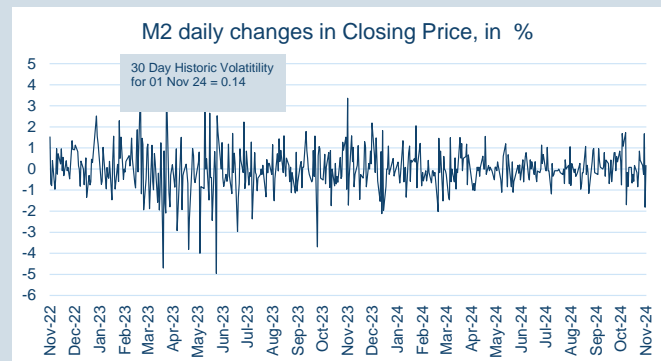
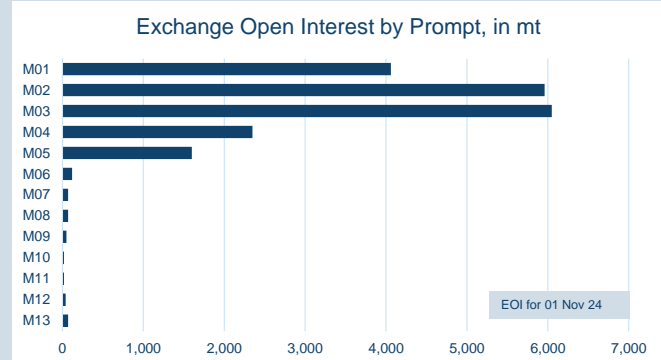
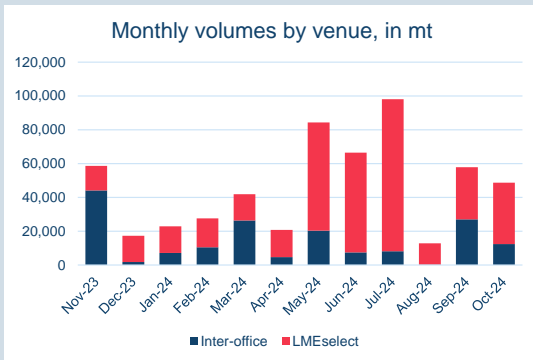
Volume (inc UNA) Oct-2024	
Lots	4,868
Tonnes	48,680

Volume Year To Date	
Lots	48,133
Tonnes	481,330

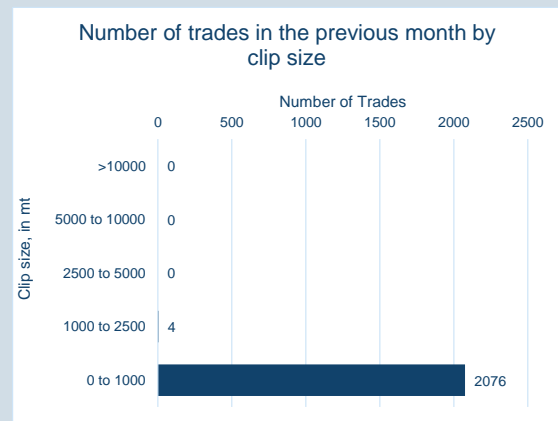


Prompt Month	End of Month - Daily Settlement	Volume (inc UNA)	End of Month - MOI
Oct-24	\$ 594.09	455	-
Nov-24	\$ 595.00	1,755	405
Dec-24	\$ 602.00	1,588	596
Jan-25	\$ 604.00	391	605
Feb-25	\$ 611.00	331	235
Mar-25	\$ 612.50	173	160
Apr-25	\$ 613.50	42	12
May-25	\$ 615.50	21	7
Jun-25	\$ 616.50	39	7
Jul-25	\$ 615.50	23	5
Aug-25	\$ 615.00	9	2
Sep-25	\$ 614.50	11	2
Oct-25	\$ 614.00	13	4
Nov-25	\$ 616.00	17	7
Dec-25	\$ 616.00	-	-



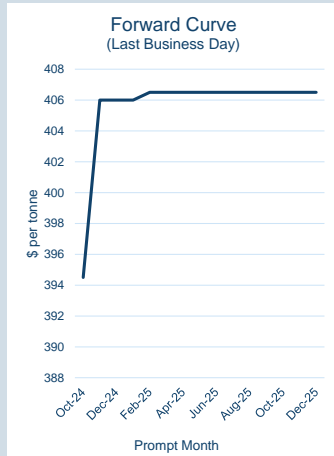


Contract specifications	
Contract Code	SRD
Underlying Index	Platts Steel Rebar FOB Turkey
Initial Margin	\$440 per lot (as of Jun-24)
Bloomberg Ticker	JBPA Comdty
EIKON RIC	0#CSRRF:
TT Product Code	SRFCECS
CQG Product Code	SSR
Lot Size	10 metric tonnes
Price Quotation	US\$ / metric tonne
Contract Type	Cash settled futures
Contract Period	Monthly out to 15 months
Trading Venues	LMEselect and Inter-office telephone
Margining	Realised variation margins applied
Trading and Clearing Fees	US\$0.30 per lot (US\$0.03 per tonne)



© The London Metal Exchange - An HKEX Company, 10 Finsbury Square, London EC2A 1AJ

The information contained within this presentation is for illustrative and educational purposes only and should not be relied upon in making any investment decision. The past performance of any commodity, derivative or other product referred to in the presentation cannot be relied upon as a guide to its future performance. Whilst every effort has been made to ensure the information is up-to-date and correct, the LME cannot guarantee that it is completely accurate and free from human error. The information is published "as is" without any warranty of any kind, express or implied, as to accuracy of the information and the LME shall not be liable for any losses or damage that may result from use of the presentation as a consequence of any inaccuracies in, or any omissions from, the information which it may contain. The information may not be reproduced, distributed or transmitted to any other person or incorporated in any way into another publication or other material.

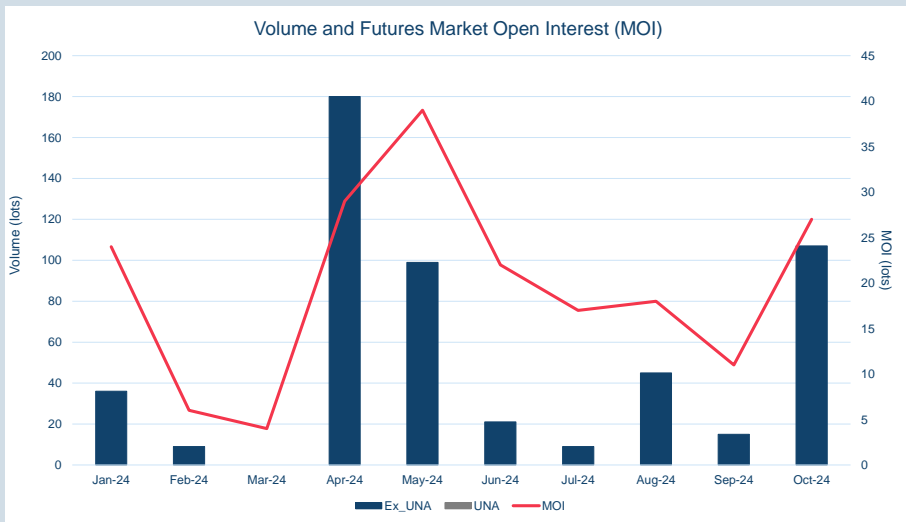


Front Month	
Average	\$405.11
Minimum	\$394.50
Maximum	\$414.00

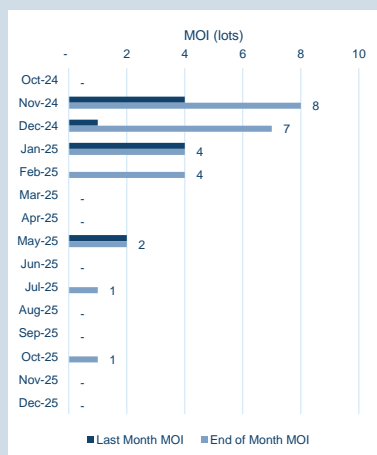
Volume (ex UNA) Oct-2024	
Lots	107

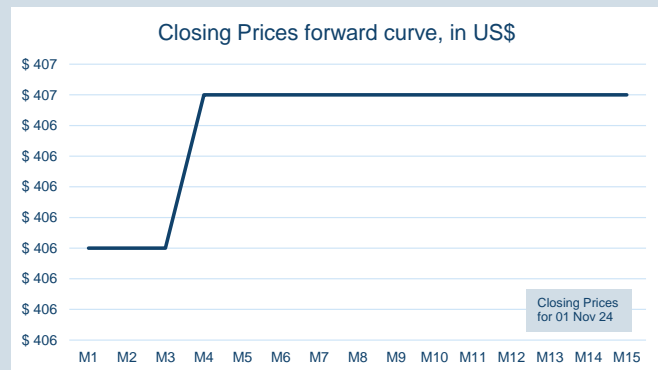
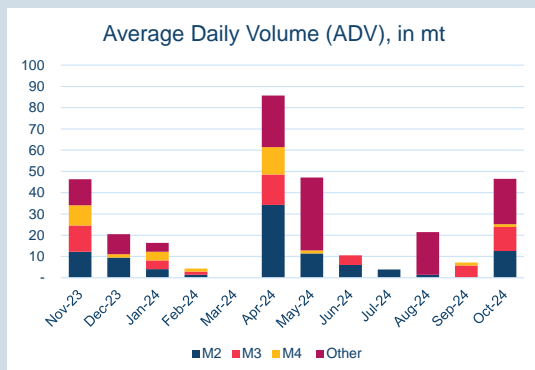
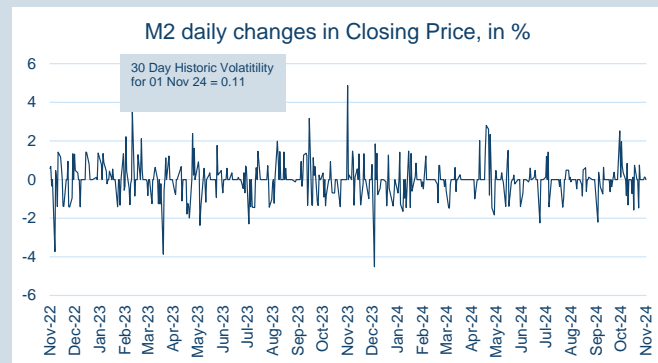
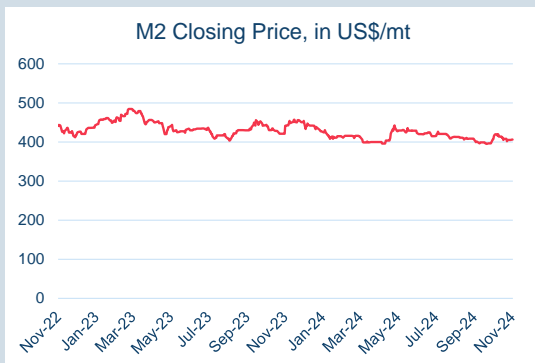
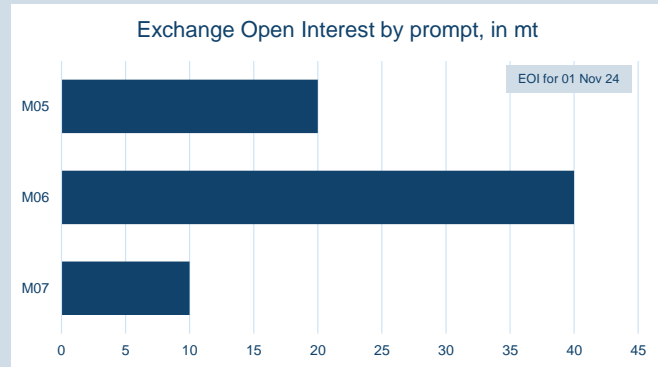
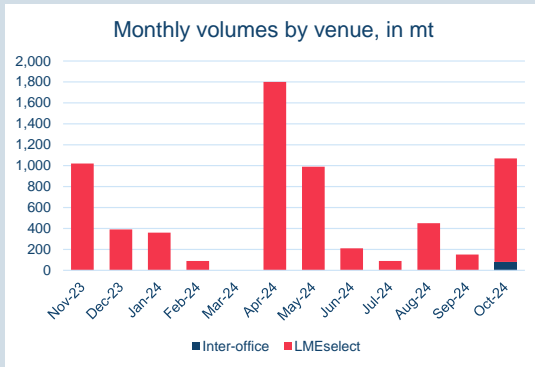
Volume (inc UNA) Oct-2024	
Lots	107
Tonnes	1,070

Volume Year To Date	
Lots	521
Tonnes	5,210

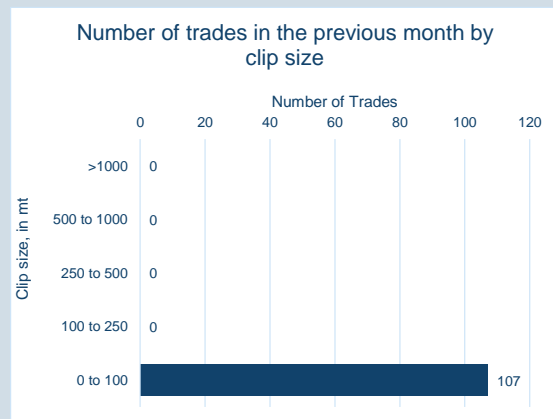


Prompt Month	End of Month - Daily Settlement	Volume (inc UNA)	End of Month - MOI
Oct-24	\$	394.50	-
Nov-24	\$	406.00	29
Dec-24	\$	406.00	26
Jan-25	\$	406.00	3
Feb-25	\$	406.50	21
Mar-25	\$	406.50	-
Apr-25	\$	406.50	-
May-25	\$	406.50	2
Jun-25	\$	406.50	-
Jul-25	\$	406.50	23
Aug-25	\$	406.50	-
Sep-25	\$	406.50	-
Oct-25	\$	406.50	3
Nov-25	\$	406.50	-
Dec-25	\$	406.50	-



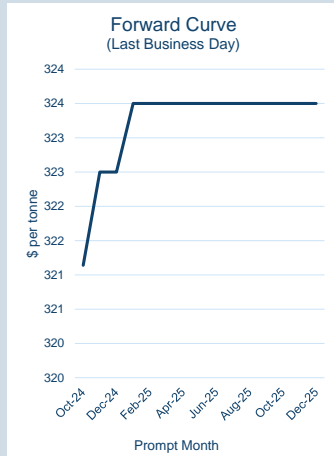


Contract specifications	
Contract Code	SID
Underlying Index	Platts' Shredded Scrap CFR Nhava Sheva
Initial Margin	\$380 per lot (as of Jun-24)
Bloomberg Ticker	LXLA Comdty
EIKON RIC	0#CSSIF:
TT Product Code	SIFCECS
CQG Product Code	LSI
Lot Size	10 metric tonnes
Price Quotation	US\$ / metric tonne
Contract Type	Cash settled futures
Contract Period	Monthly out to 15 months
Trading Venues	LMEselect and Inter-office telephone
Margining	Realised variation margins applied
Trading and Clearing Fees	US\$0.30 per lot (US\$0.03 per tonne)



© The London Metal Exchange - An HKEX Company, 10 Finsbury Square, London EC2A 1AJ

The information contained within this presentation is for illustrative and educational purposes only and should not be relied upon in making any investment decision. The past performance of any commodity, derivative or other product referred to in the presentation cannot be relied upon as a guide to its future performance. Whilst every effort has been made to ensure the information is up-to-date and correct, the LME cannot guarantee that it is completely accurate and free from human error. The information is published "as is" without any warranty of any kind, express or implied, as to accuracy of the information and the LME shall not be liable for any losses or damage that may result from use of the presentation as a consequence of any inaccuracies in, or any omissions from, the information which it may contain. The information may not be reproduced, distributed or transmitted to any other person or incorporated in any way into another publication or other material.

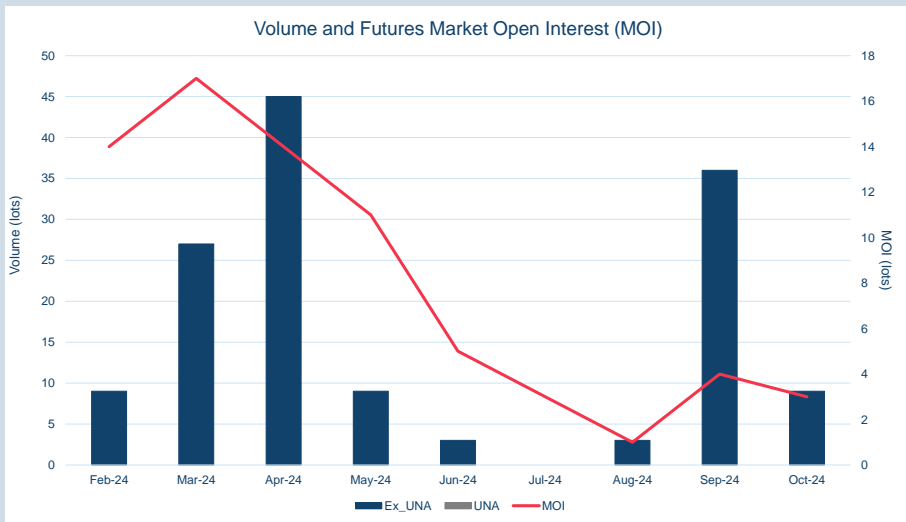


Front Month	
Average	\$320.66
Minimum	\$315.50
Maximum	\$327.00

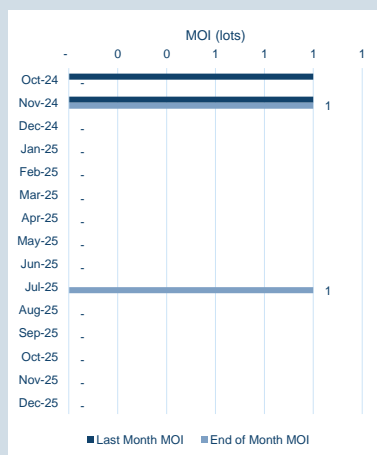
Volume (ex UNA) Oct-2024	
Lots	9

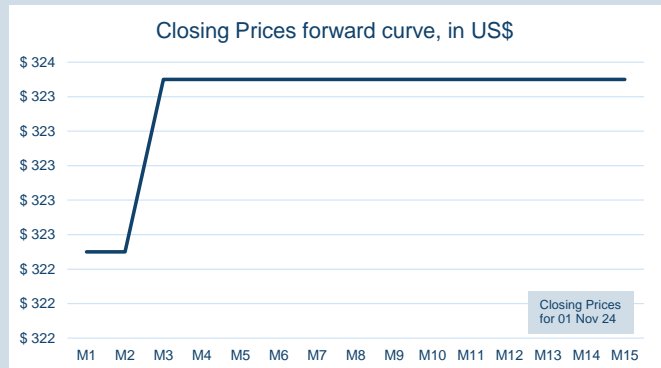
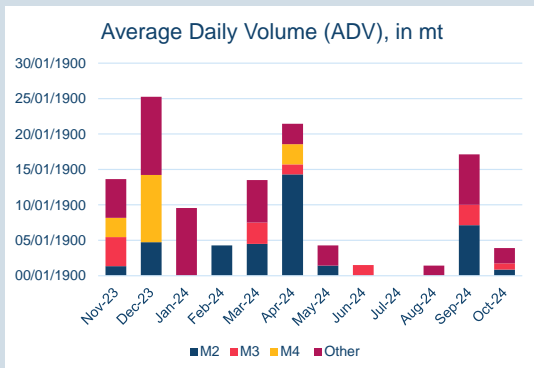
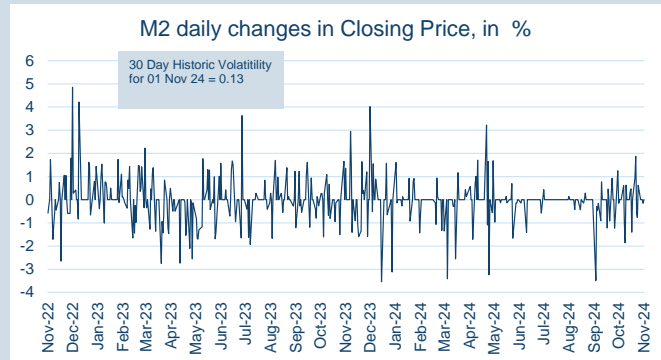
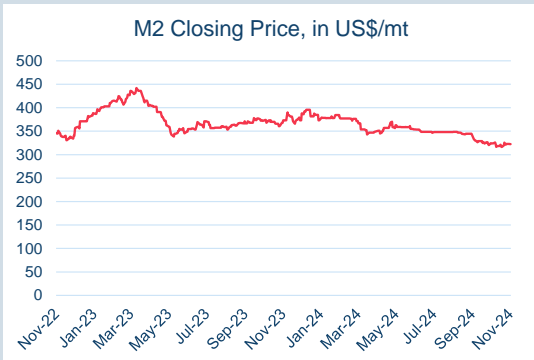
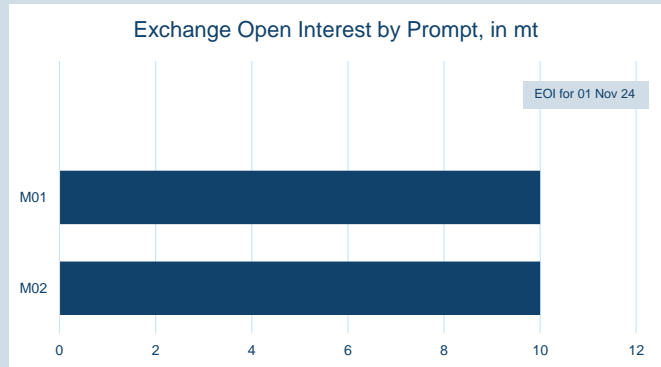
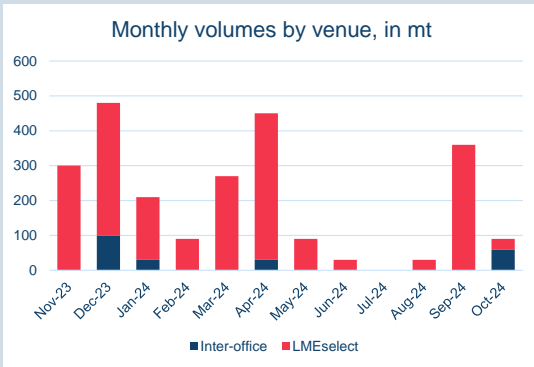
Volume (inc UNA) Oct-2024	
Lots	9
Tonnes	90

Volume Year To Date	
Lots	141
Tonnes	1,410

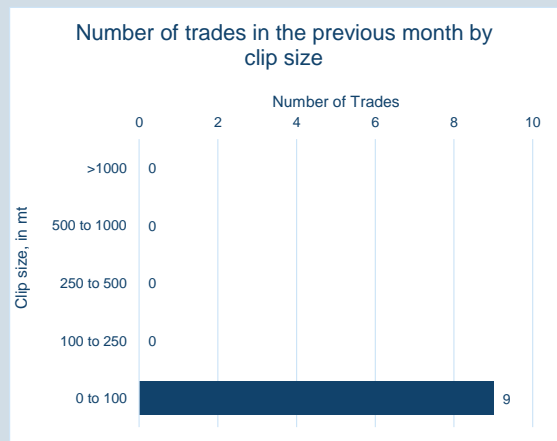


Prompt Month	End of Month - Daily Settlement	Volume (inc UNA)	End of Month - MOI
Oct-24	\$ 321.14	2	-
Nov-24	\$ 322.50	2	1
Dec-24	\$ 322.50	-	-
Jan-25	\$ 323.50	-	-
Feb-25	\$ 323.50	-	-
Mar-25	\$ 323.50	-	-
Apr-25	\$ 323.50	-	-
May-25	\$ 323.50	-	-
Jun-25	\$ 323.50	-	-
Jul-25	\$ 323.50	5	1
Aug-25	\$ 323.50	-	-
Sep-25	\$ 323.50	-	-
Oct-25	\$ 323.50	-	-
Nov-25	\$ 323.50	-	-
Dec-25	\$ 323.50	-	-



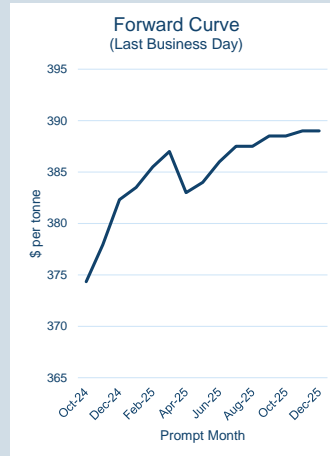


Contract specifications	
Contract Code	STD
Underlying Index	Argus' Ferrous scrap HMS 1/2 (80:20) containerised CFR Taiwan
Initial Margin	\$360 per lot (as of Jun-24)
Bloomberg Ticker	LVAA Comdty
EIKON RIC	0#CSSTF:
TT Product Code	STFCECS
CQG Product Code	LST
Lot Size	10 metric tonnes
Price Quotation	US\$ / metric tonne
Contract Type	Cash settled futures
Contract Period	Monthly out to 15 months
Trading Venues	LMEselect and Inter-office telephone
Margining	Realised variation margins applied
Trading and Clearing Fees	US\$0.30 per lot (US\$0.03 per tonne)



© The London Metal Exchange - An HKEX Company. 10 Finsbury Square, London EC2A 1AJ

The information contained within this presentation is for illustrative and educational purposes only and should not be relied upon in making any investment decision. The past performance of any commodity, derivative or other product referred to in the presentation cannot be relied upon as a guide to its future performance. Whilst every effort has been made to ensure the information is up-to-date and correct, the LME cannot guarantee that it is completely accurate and free from human error. The information is published "as is" without any warranty of any kind, express or implied, as to accuracy of the information and the LME shall not be liable for any losses or damage that may result from use of the presentation as a consequence of any inaccuracies in, or any omissions from, the information which it may contain. The information may not be reproduced, distributed or transmitted to any other person or incorporated in any way into another publication or other material.

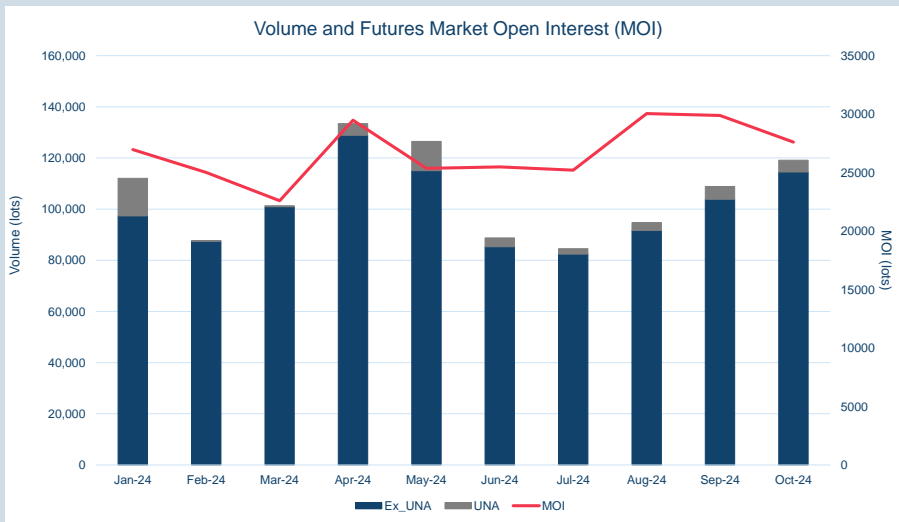


Front Month	
Average	\$380.73
Minimum	\$373.50
Maximum	\$402.00

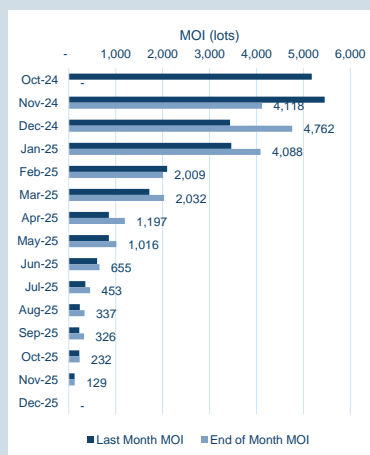
Volume (ex UNA) Oct-2024	
Lots	114,513

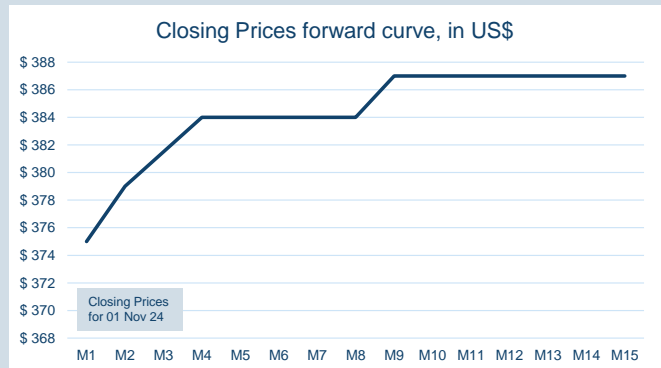
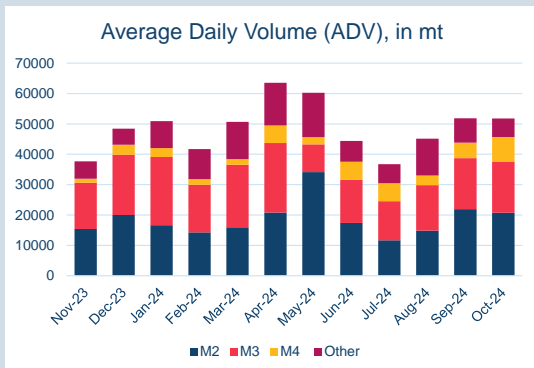
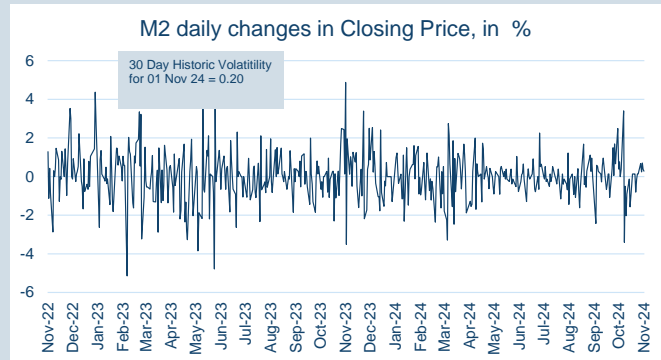
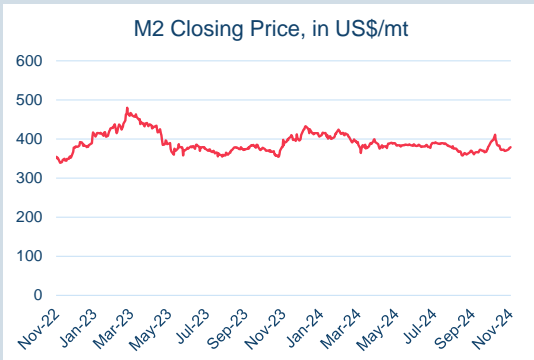
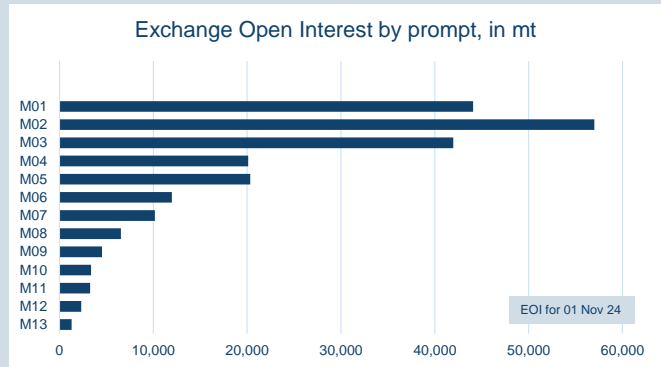
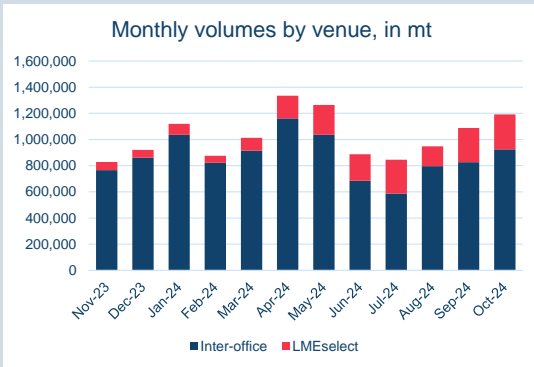
Volume (inc UNA) Oct-2024	
Lots	119,123
Tonnes	1,191,230

Volume Year To Date	
Lots	1,056,758
Tonnes	10,567,580

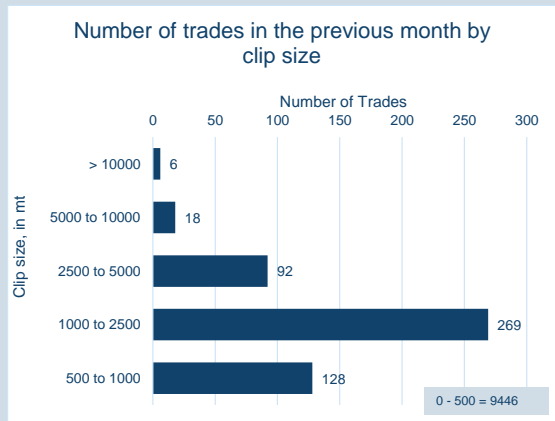


Prompt Month	End of Month - Daily Settlement	Volume (inc UNA)	End of Month - MOI
Oct-24	\$ 374.34	6,332	-
Nov-24	\$ 377.93	48,545	4,118
Dec-24	\$ 382.32	37,737	4,762
Jan-25	\$ 383.50	18,900	4,088
Feb-25	\$ 385.50	2,035	2,009
Mar-25	\$ 387.00	2,674	2,032
Apr-25	\$ 383.00	861	1,197
May-25	\$ 384.00	621	1,016
Jun-25	\$ 386.00	191	655
Jul-25	\$ 387.50	415	453
Aug-25	\$ 387.50	359	337
Sep-25	\$ 388.50	384	326
Oct-25	\$ 388.50	47	232
Nov-25	\$ 389.00	22	129
Dec-25	\$ 389.00	-	-





Contract specifications	
Contract Code	SCD
Underlying Index	Platts TSI HMS 1&2 (80:20) CFR Turkey
Initial Margin	\$320 per lot (as of Jun-24)
Bloomberg Ticker	JBOA Comdty
EIKON RIC	0#CSCSF:
TT Product Code	SCFCECS
CQG Product Code	SSC
Lot Size	10 metric tonnes
Price Quotation	US\$ / metric tonne
Contract Type	Cash settled futures
Contract Period	Monthly out to 15 months
Trading Venues	LMEselect and Inter-office telephone
Margining	Realised variation margins applied
Trading and Clearing Fees	US\$0.30 per lot (US\$0.03 per tonne)



© The London Metal Exchange - An HKEX Company, 10 Finsbury Square, London EC2A 1AJ

The information contained within this presentation is for illustrative and educational purposes only and should not be relied upon in making any investment decision. The past performance of any commodity, derivative or other product referred to in the presentation cannot be relied upon as a guide to its future performance. Whilst every effort has been made to ensure the information is up-to-date and correct, the LME cannot guarantee that it is completely accurate and free from human error. The information is published "as is" without any warranty of any kind, express or implied, as to accuracy of the information and the LME shall not be liable for any losses or damage that may result from use of the presentation as a consequence of any inaccuracies in, or any omissions from, the information which it may contain. The information may not be reproduced, distributed or transmitted to any other person or incorporated in any way into another publication or other material.

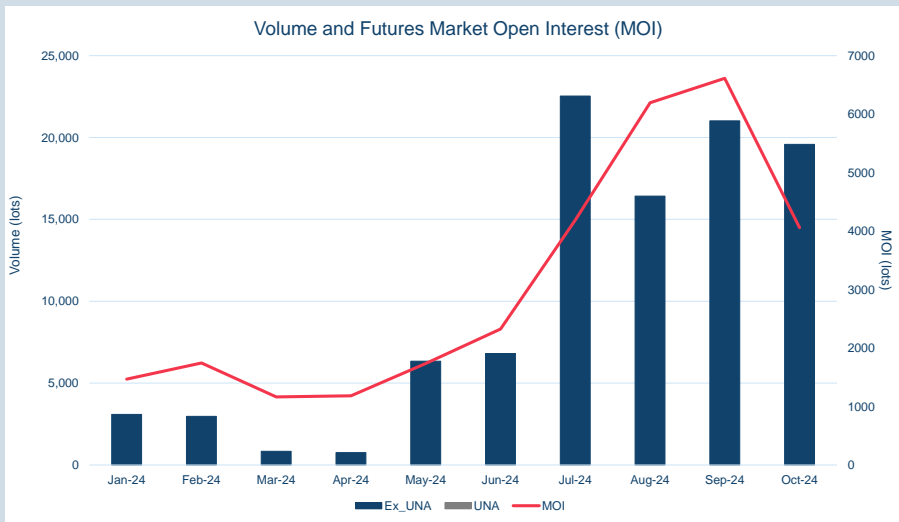


Front Month	
Average	\$510.06
Minimum	\$497.00
Maximum	\$542.00

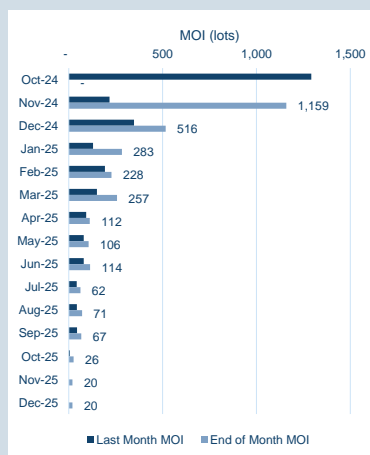
Volume (ex UNA) Oct-2024	
Lots	19,584

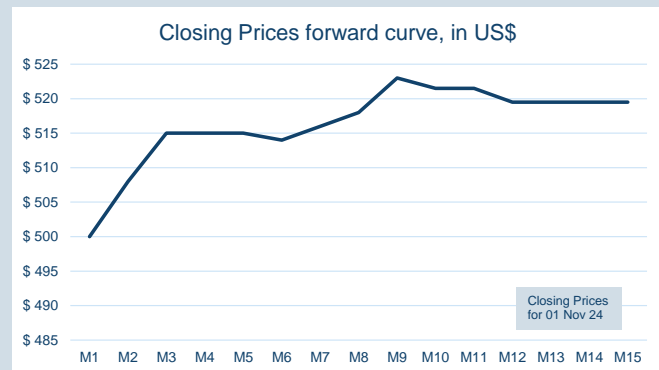
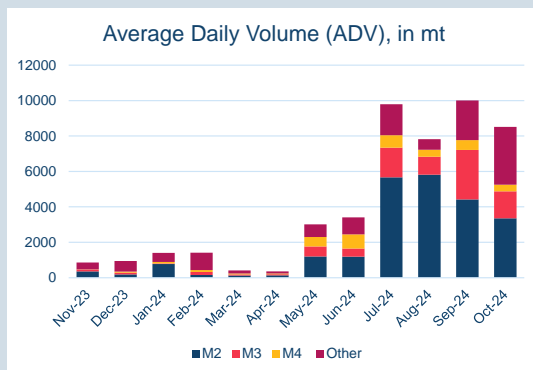
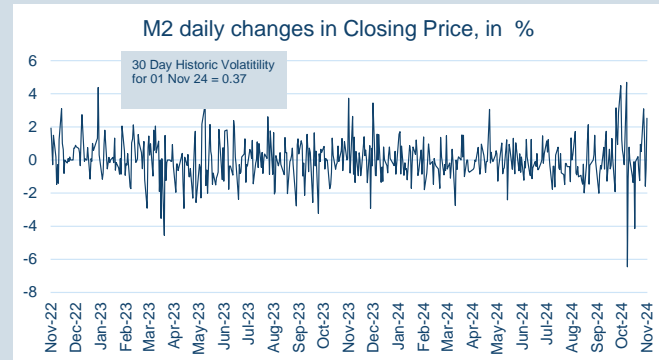
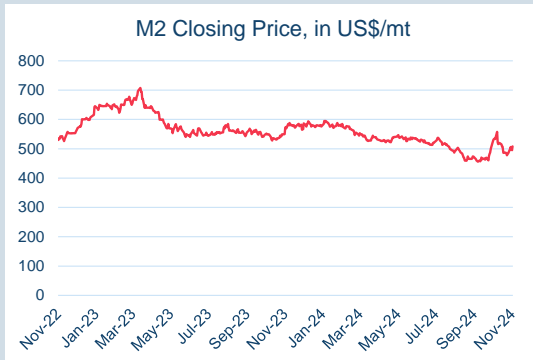
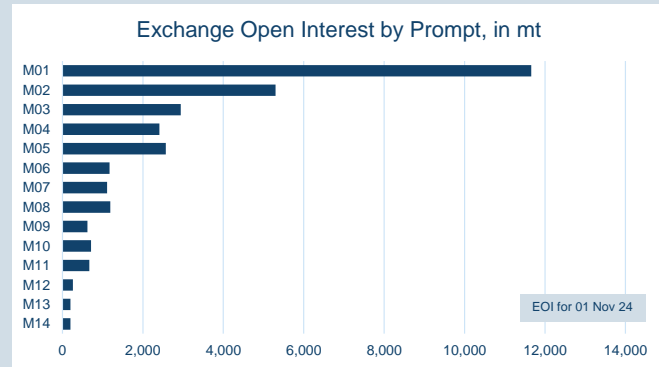
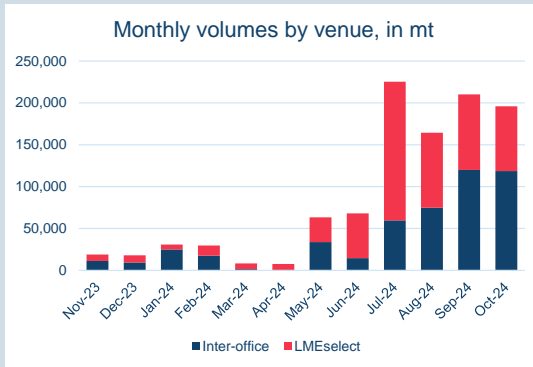
Volume (inc UNA) Oct-2024	
Lots	19,584
Tonnes	195,840

Volume Year To Date	
Lots	100,347
Tonnes	1,003,470

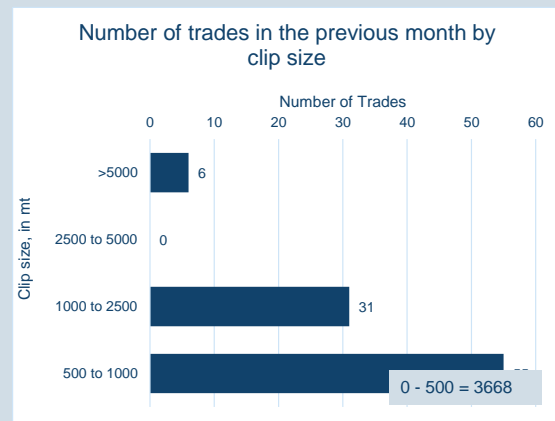


Prompt Month	End of Month - Daily Settlement	Volume (inc UNA)	End of Month - MOI
Oct-24	\$ 502.32	3,553	-
Nov-24	\$ 495.50	7,708	1,159
Dec-24	\$ 504.00	3,502	516
Jan-25	\$ 510.00	883	283
Feb-25	\$ 507.00	346	228
Mar-25	\$ 511.50	1,245	257
Apr-25	\$ 510.50	477	112
May-25	\$ 515.50	473	106
Jun-25	\$ 515.50	509	114
Jul-25	\$ 517.00	149	62
Aug-25	\$ 519.50	163	71
Sep-25	\$ 519.50	152	67
Oct-25	\$ 519.50	144	26
Nov-25	\$ 519.50	140	20
Dec-25	\$ 519.50	140	20



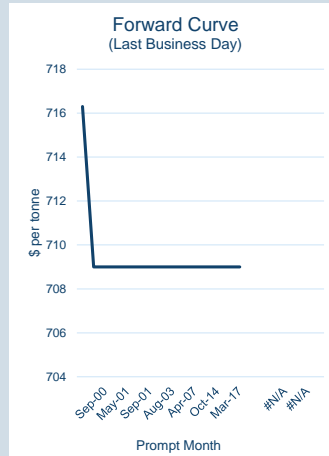


Contract specifications	
Contract Code	HCD
Underlying Index	Argus HRC FOB Tianjin China
Initial Margin	\$670 per lot (as of Jun-24)
Bloomberg Ticker	LCYA Comdty
EIKON RIC	0#CMHCF:
TT Product Code	HCFCECS
CQG Product Code	LHC
Lot Size	10 metric tonnes
Price Quotation	US\$ / metric tonne
Contract Type	Cash settled futures
Contract Period	Monthly out to 15 months
Trading Venues	LMEselect and Inter-office telephone
Margining	Realised variation margins applied
Trading and Clearing Fees	US\$0.30 per lot (US\$0.03 per tonne)



© The London Metal Exchange - An HKEX Company, 10 Finsbury Square, London EC2A 1AJ

The information contained within this presentation is for illustrative and educational purposes only and should not be relied upon in making any investment decision. The past performance of any commodity, derivative or other product referred to in the presentation cannot be relied upon as a guide to its future performance. Whilst every effort has been made to ensure the information is up-to-date and correct, the LME cannot guarantee that it is completely accurate and free from human error. The information is published "as is" without any warranty of any kind, express or implied, as to accuracy of the information and the LME shall not be liable for any losses or damage that may result from use of the presentation as a consequence of any inaccuracies in, or any omissions from, the information which it may contain. The information may not be reproduced, distributed or transmitted to any other person or incorporated in any way into another publication or other material.

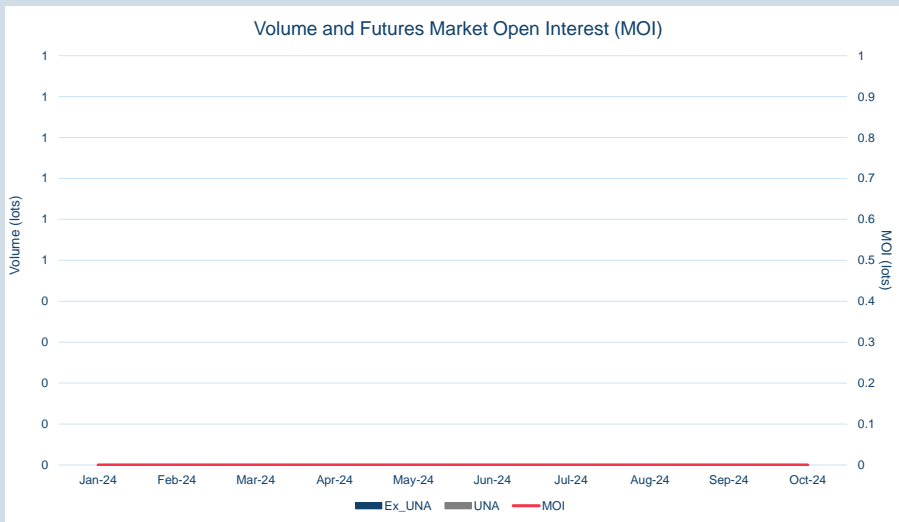


Front Month	
Average	\$720.74
Minimum	\$716.30
Maximum	\$730.00

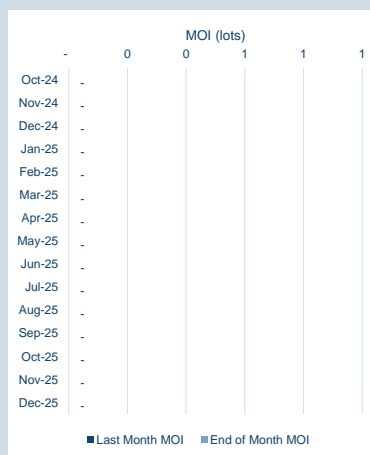
Volume (ex UNA) Oct-2024	
Lots	-

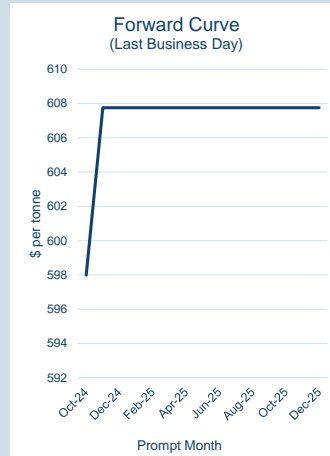
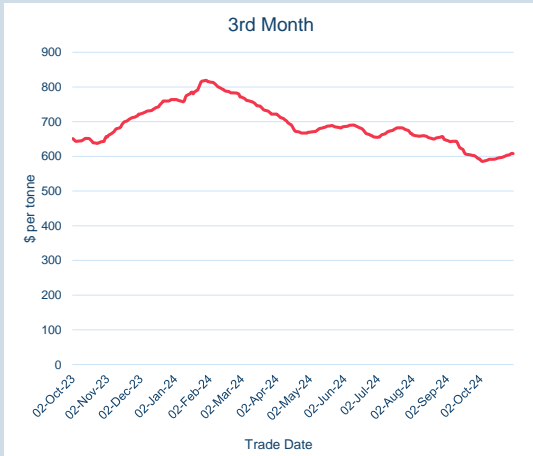
Volume (inc UNA) Oct-2024	
Lots	-
Tonnes	-

Volume Year To Date	
Lots	-
Tonnes	-



Prompt Month	End of Month - Daily Settlement	Volume (inc UNA)	End of Month - MOI
Jan-00	\$ 716.30	-	-
Feb-00	\$ 709.00	-	-
Sep-00	\$ 709.00	-	-
Dec-00	\$ 709.00	-	-
May-01	\$ 709.00	-	-
Jun-01	\$ 709.00	-	-
Sep-01	\$ 709.00	-	-
Jul-02	\$ 709.00	-	-
Aug-03	\$ 709.00	-	-
Feb-04	\$ 709.00	-	-
Apr-07	\$ 709.00	-	-
Aug-07	\$ 709.00	-	-
Oct-14	\$ 709.00	-	-
Jun-17	\$ 709.00	-	-
Mar-17	\$ 709.00	-	-



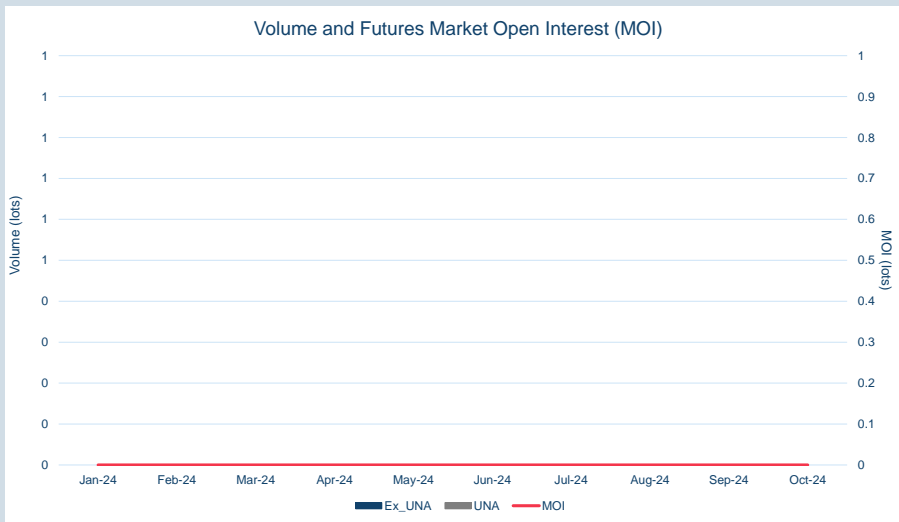


Front Month	
Average	\$593.67
Minimum	\$578.69
Maximum	\$598.88

Volume (ex UNA) Oct-2024	
Lots	-

Volume (inc UNA) Oct-2024	
Lots	-
Tonnes	-

Volume Year To Date	
Lots	-
Tonnes	-



Prompt Month	End of Month - Daily Settlement	Volume (inc UNA)	End of Month - MOI
Oct-24	\$ 597.99	-	-
Nov-24	\$ 607.75	-	-
Dec-24	\$ 607.75	-	-
Jan-25	\$ 607.75	-	-
Feb-25	\$ 607.75	-	-
Mar-25	\$ 607.75	-	-
Apr-25	\$ 607.75	-	-
May-25	\$ 607.75	-	-
Jun-25	\$ 607.75	-	-
Jul-25	\$ 607.75	-	-
Aug-25	\$ 607.75	-	-
Sep-25	\$ 607.75	-	-
Oct-25	\$ 607.75	-	-
Nov-25	\$ 607.75	-	-
Dec-25	\$ 607.75	-	-

