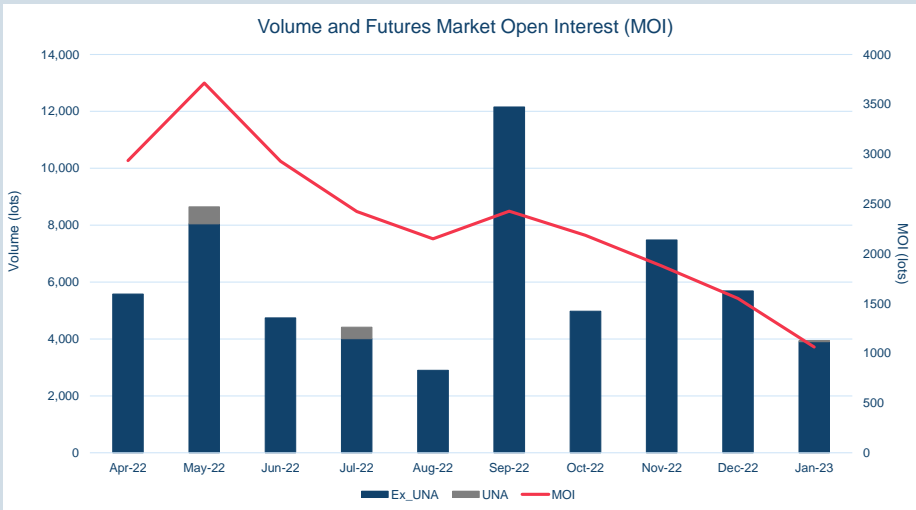


Front Month	
Average	\$688.65
Minimum	\$680.00
Maximum	\$699.00

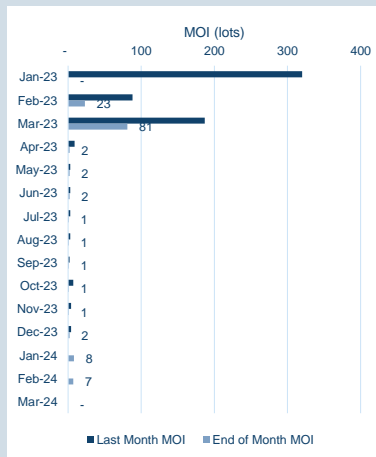
Volume (ex UNA) Jan-2023	
Lots	3,903

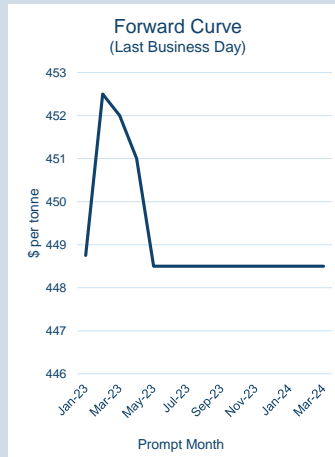
Volume (inc UNA) Jan-2023	
Lots	3,943
Tonnes	39,430

Volume Year To Date	
Lots	3,943
Tonnes	39,430



Prompt Month	End of Month - Daily Settlement	Volume (inc UNA)	End of Month - MOI
Jan-23	\$ 688.74	564	-
Feb-23	\$ 701.00	2,248	23
Mar-23	\$ 697.00	627	81
Apr-23	\$ 696.50	266	2
May-23	\$ 695.00	62	2
Jun-23	\$ 694.00	38	2
Jul-23	\$ 692.50	3	1
Aug-23	\$ 690.50	11	1
Sep-23	\$ 691.50	5	1
Oct-23	\$ 688.50	29	1
Nov-23	\$ 688.50	9	1
Dec-23	\$ 689.50	16	2
Jan-24	\$ 688.00	20	8
Feb-24	\$ 688.00	45	7
Mar-24	\$ 688.00	-	-



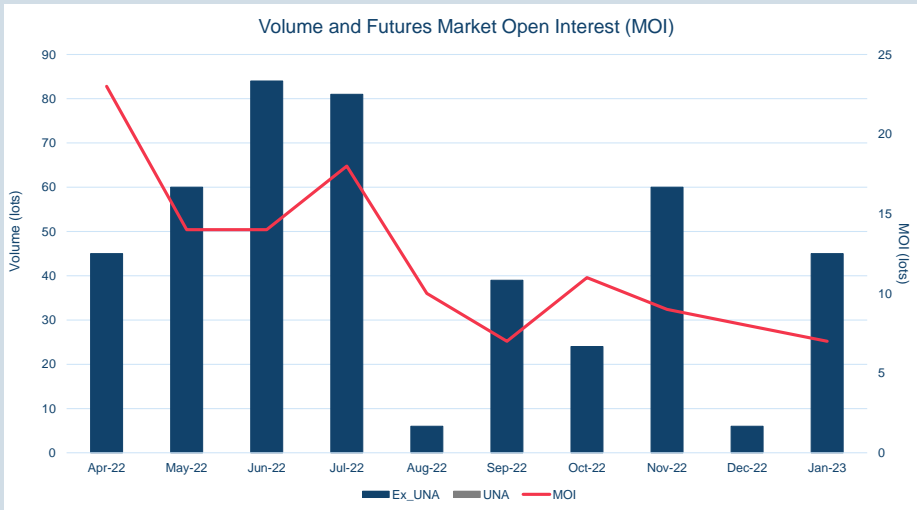


Front Month	
Average	\$451.15
Minimum	\$443.00
Maximum	\$455.00

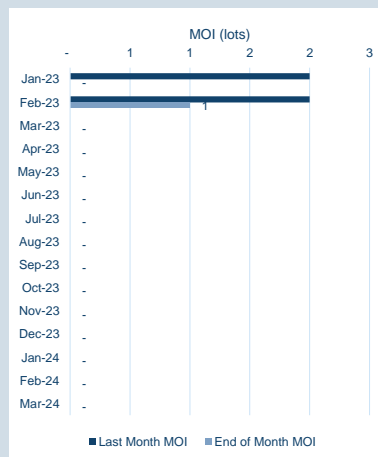
Volume (ex UNA) Jan-2023	
Lots	45

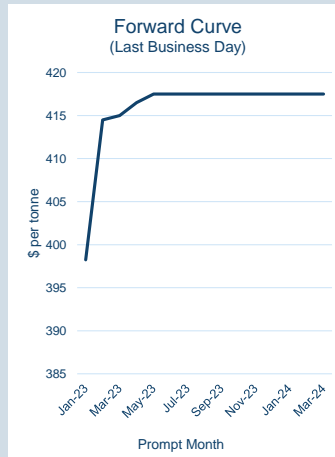
Volume (inc UNA) Jan-2023	
Lots	45
Tonnes	450

Volume Year To Date	
Lots	45
Tonnes	450



Prompt Month	End of Month - Daily Settlement	Volume (inc UNA)	End of Month - MOI
Jan-23	\$ 448.75	6	-
Feb-23	\$ 452.50	30	1
Mar-23	\$ 452.00	-	-
Apr-23	\$ 451.00	-	-
May-23	\$ 448.50	9	-
Jun-23	\$ 448.50	-	-
Jul-23	\$ 448.50	-	-
Aug-23	\$ 448.50	-	-
Sep-23	\$ 448.50	-	-
Oct-23	\$ 448.50	-	-
Nov-23	\$ 448.50	-	-
Dec-23	\$ 448.50	-	-
Jan-24	\$ 448.50	-	-
Feb-24	\$ 448.50	-	-
Mar-24	\$ 448.50	-	-



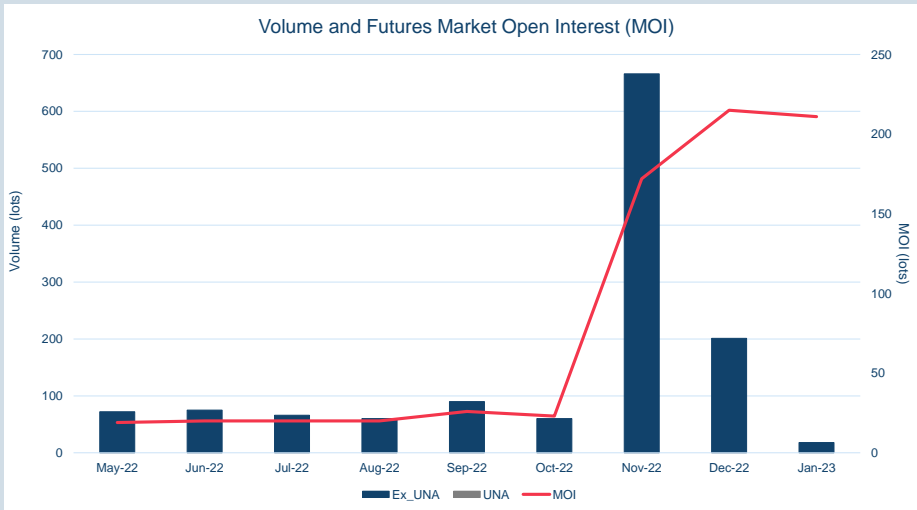


Front Month	
Average	\$397.25
Minimum	\$389.50
Maximum	\$408.50

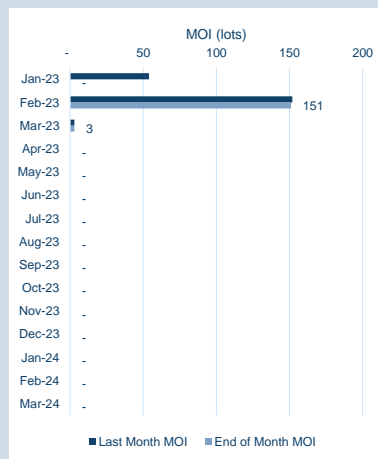
Volume (ex UNA) Jan-2023	
Lots	18

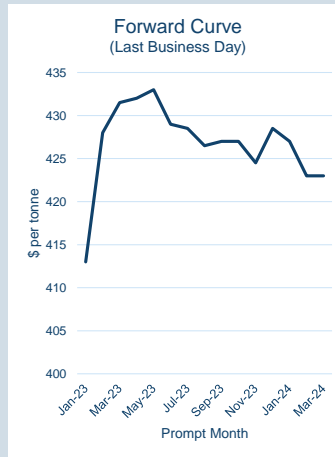
Volume (inc UNA) Jan-2023	
Lots	18
Tonnes	180

Volume Year To Date	
Lots	18
Tonnes	180



Prompt Month	End of Month - Daily Settlement	Volume (inc UNA)	End of Month - MOI
Jan-23	\$ 398.24	-	-
Feb-23	\$ 414.50	9	151
Mar-23	\$ 415.00	-	3
Apr-23	\$ 416.50	3	-
May-23	\$ 417.50	6	-
Jun-23	\$ 417.50	-	-
Jul-23	\$ 417.50	-	-
Aug-23	\$ 417.50	-	-
Sep-23	\$ 417.50	-	-
Oct-23	\$ 417.50	-	-
Nov-23	\$ 417.50	-	-
Dec-23	\$ 417.50	-	-
Jan-24	\$ 417.50	-	-
Feb-24	\$ 417.50	-	-
Mar-24	\$ 417.50	-	-



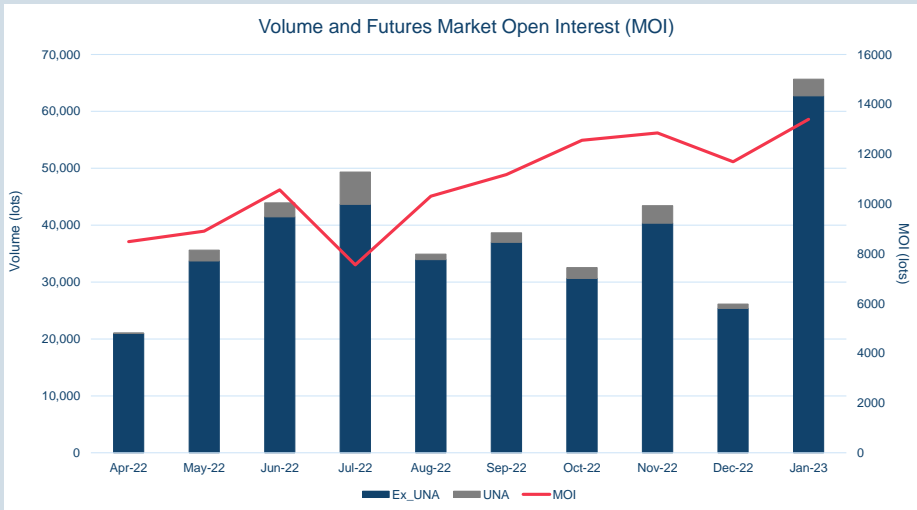


Front Month	
Average	\$414.48
Minimum	\$408.00
Maximum	\$420.50

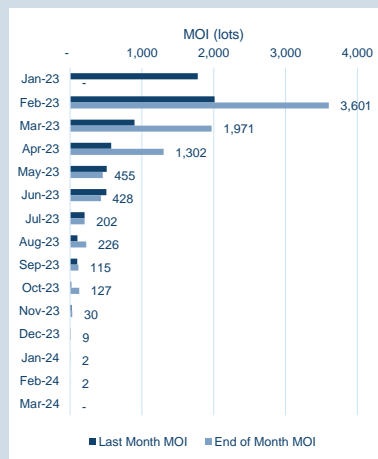
Volume (ex UNA) Jan-2023	
Lots	62,732

Volume (inc UNA) Jan-2023	
Lots	65,672
Tonnes	656,720

Volume Year To Date	
Lots	65,672
Tonnes	656,720



Prompt Month	End of Month - Daily Settlement	Volume (inc UNA)	End of Month - MOI
Jan-23	\$ 413.00	6,564	-
Feb-23	\$ 428.00	28,750	3,601
Mar-23	\$ 431.50	17,394	1,971
Apr-23	\$ 432.00	7,421	1,302
May-23	\$ 433.00	2,260	455
Jun-23	\$ 429.00	1,583	428
Jul-23	\$ 428.50	296	202
Aug-23	\$ 426.50	587	226
Sep-23	\$ 427.00	255	115
Oct-23	\$ 427.00	396	127
Nov-23	\$ 424.50	65	30
Dec-23	\$ 428.50	54	9
Jan-24	\$ 427.00	19	2
Feb-24	\$ 423.00	28	2
Mar-24	\$ 423.00	-	-



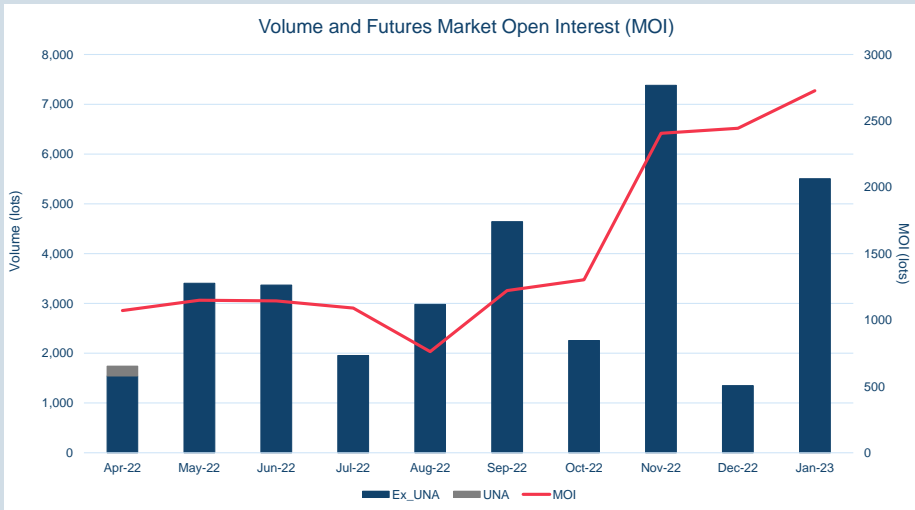


Front Month	
Average	\$621.28
Minimum	\$610.00
Maximum	\$625.00

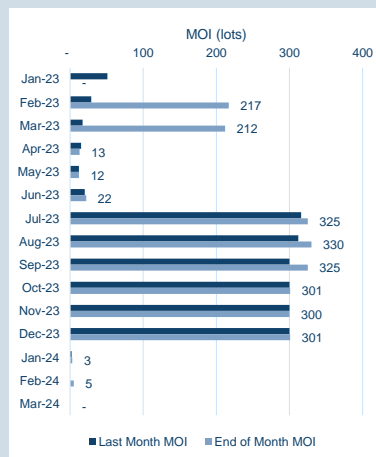
Volume (ex UNA) Jan-2023	
Lots	5,505

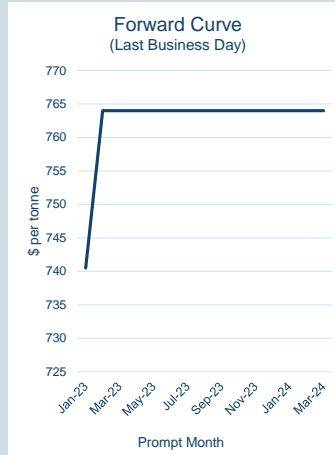
Volume (inc UNA) Jan-2023	
Lots	5,505
Tonnes	55,050

Volume Year To Date	
Lots	5,505
Tonnes	55,050



Prompt Month	End of Month - Daily Settlement	Volume (inc UNA)	End of Month - MOI
Jan-23	\$ 619.42	3,483	-
Feb-23	\$ 645.50	872	217
Mar-23	\$ 649.50	720	212
Apr-23	\$ 649.00	101	13
May-23	\$ 648.50	24	12
Jun-23	\$ 645.50	52	22
Jul-23	\$ 649.00	45	325
Aug-23	\$ 649.00	54	330
Sep-23	\$ 650.00	74	325
Oct-23	\$ 650.00	7	301
Nov-23	\$ 650.00	16	300
Dec-23	\$ 647.00	15	301
Jan-24	\$ 641.00	21	3
Feb-24	\$ 650.00	21	5
Mar-24	\$ 650.00	-	-



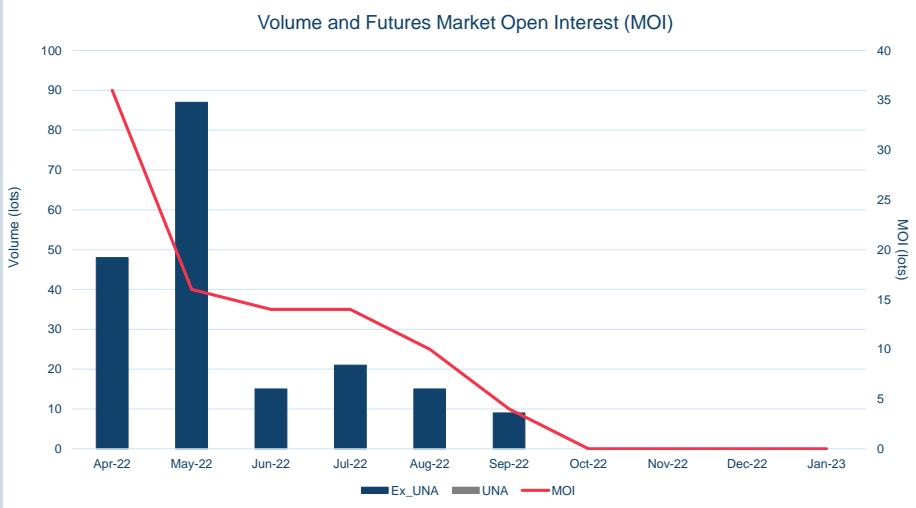


Front Month	
Average	\$727.10
Minimum	\$692.50
Maximum	\$740.50

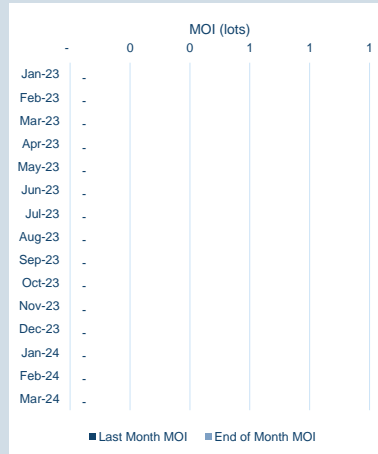
Volume (ex UNA) Jan-2023	
Lots	-

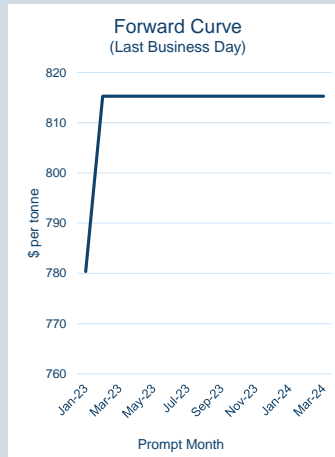
Volume (inc UNA) Jan-2023	
Lots	-
Tonnes	-

Volume Year To Date	
Lots	-
Tonnes	-



Prompt Month	End of Month - Daily Settlement	Volume (inc UNA)	End of Month - MOI
Jan-23	\$ 740.50	-	-
Feb-23	\$ 764.00	-	-
Mar-23	\$ 764.00	-	-
Apr-23	\$ 764.00	-	-
May-23	\$ 764.00	-	-
Jun-23	\$ 764.00	-	-
Jul-23	\$ 764.00	-	-
Aug-23	\$ 764.00	-	-
Sep-23	\$ 764.00	-	-
Oct-23	\$ 764.00	-	-
Nov-23	\$ 764.00	-	-
Dec-23	\$ 764.00	-	-
Jan-24	\$ 764.00	-	-
Feb-24	\$ 764.00	-	-
Mar-24	\$ 764.00	-	-



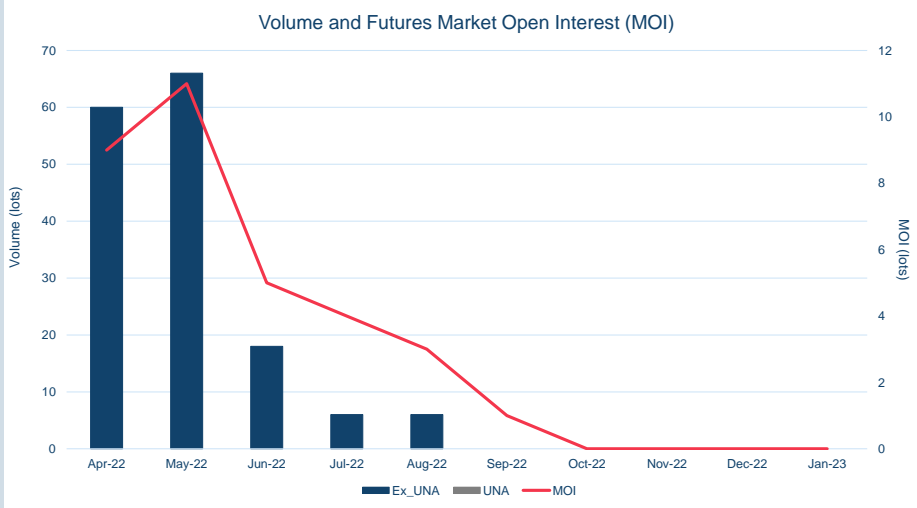


Front Month	
Average	\$757.30
Minimum	\$670.00
Maximum	\$780.64

Volume (ex UNA) Jan-2023	
Lots	-

Volume (inc UNA) Jan-2023	
Lots	-
Tonnes	-

Volume Year To Date	
Lots	-
Tonnes	-



Prompt Month	End of Month - Daily Settlement	Volume (inc UNA)	End of Month - MOI
Jan-23	\$ 780.37	-	-
Feb-23	\$ 815.28	-	-
Mar-23	\$ 815.28	-	-
Apr-23	\$ 815.28	-	-
May-23	\$ 815.28	-	-
Jun-23	\$ 815.28	-	-
Jul-23	\$ 815.28	-	-
Aug-23	\$ 815.28	-	-
Sep-23	\$ 815.28	-	-
Oct-23	\$ 815.28	-	-
Nov-23	\$ 815.28	-	-
Dec-23	\$ 815.28	-	-
Jan-24	\$ 815.28	-	-
Feb-24	\$ 815.28	-	-
Mar-24	\$ 815.28	-	-

