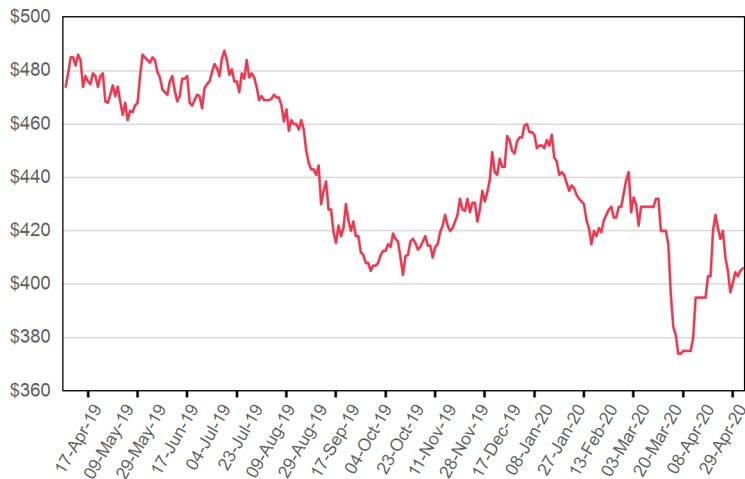
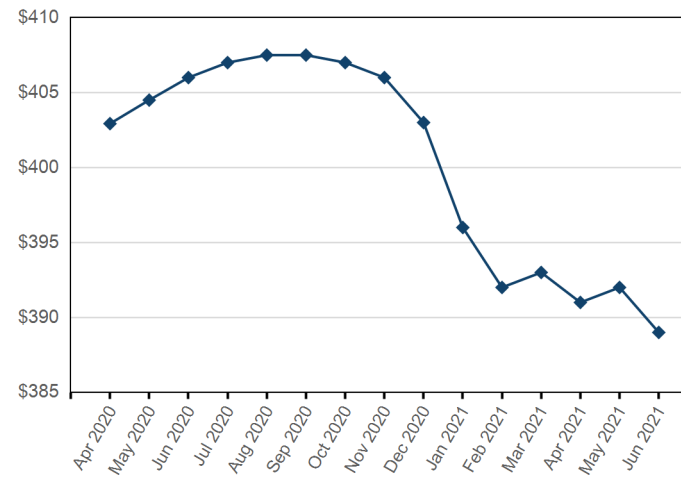


3rd Month



Trade date

Forward curve



Prompt Month

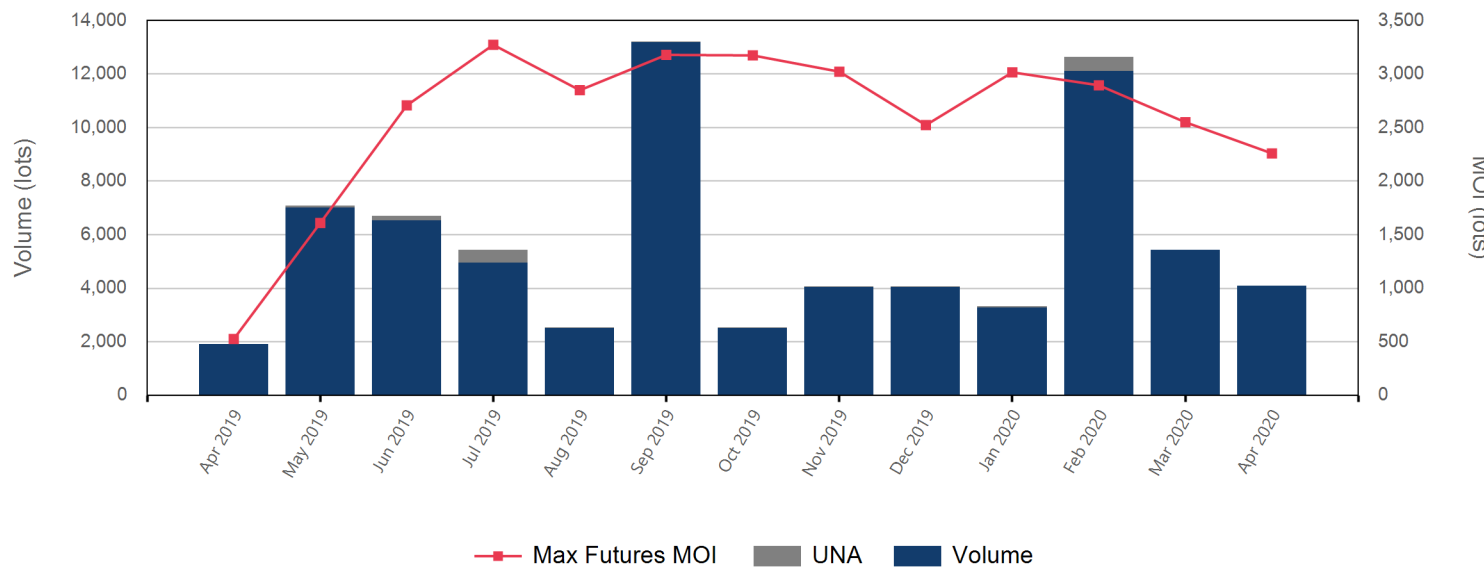
Front Month	
Average	\$398.80
Minimum	\$372.50
Maximum	\$417.00

Volume (Excl UNA) - Apr 2020	
Lots	4,077

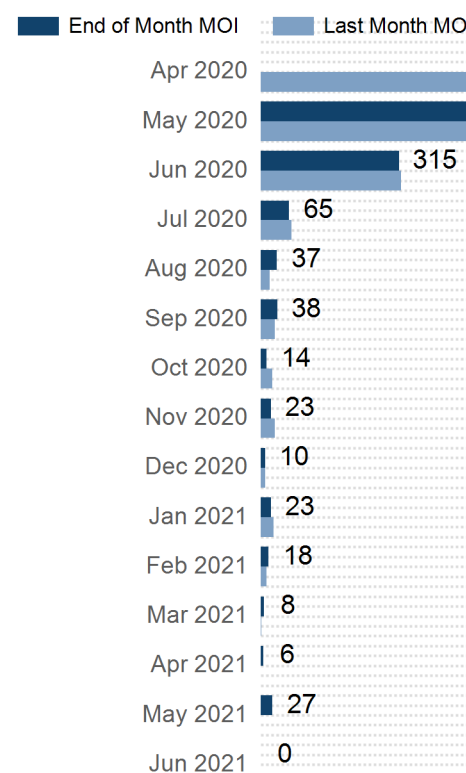
Volume - Apr 2020	
Lots	4,077
Tonnes	40,770

Volume - Year To date	
Lots	25,451
Tonnes	254,510

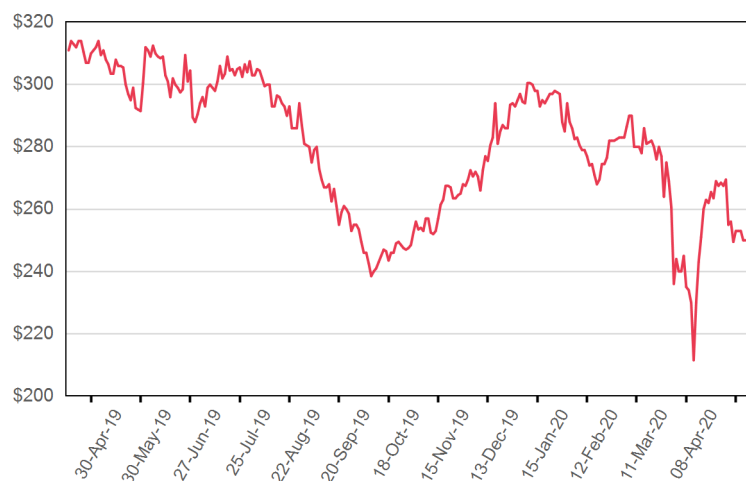
Volume & Futures Market Open Interest (MOI)



Prompt Month	End of Month - Daily Settlement	Volume	End of Month MOI
Apr 2020	\$402.93	387	
May 2020	\$404.50	1,551	948
Jun 2020	\$406.00	597	315
Jul 2020	\$407.00	297	65
Aug 2020	\$407.50	309	37
Sep 2020	\$407.50	234	38
Oct 2020	\$407.00	171	14
Nov 2020	\$406.00	69	23
Dec 2020	\$403.00	15	10
Jan 2021	\$396.00	39	23
Feb 2021	\$392.00	60	18
Mar 2021	\$393.00	48	8
Apr 2021	\$391.00	54	6
May 2021	\$392.00	231	27
Jun 2021	\$389.00	15	0

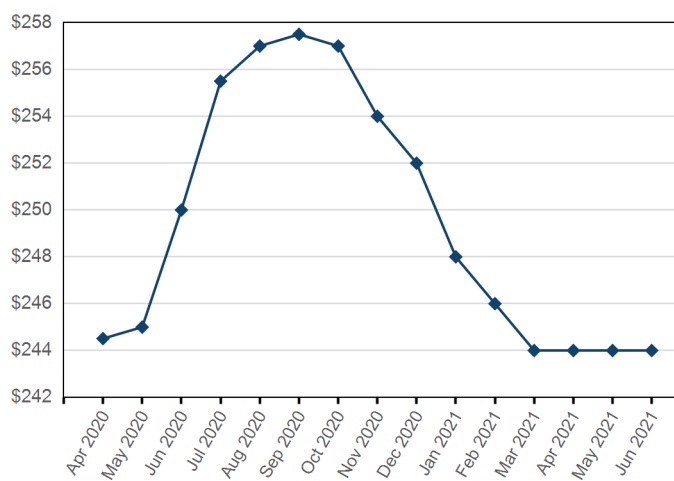


3rd Month



Trade date

Forward curve



Prompt Month

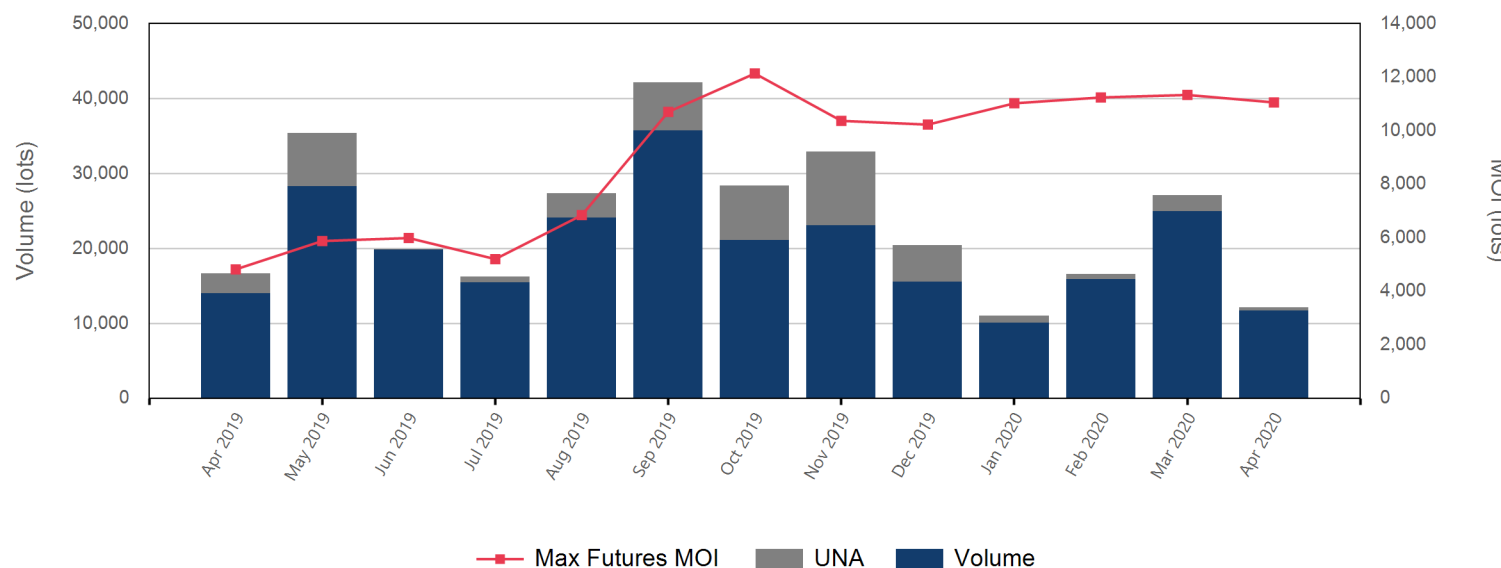
Front Month	
Average	\$244.05
Minimum	\$224.00
Maximum	\$253.00

Volume (Excl UNA) - Apr 2020	
Lots	11,712

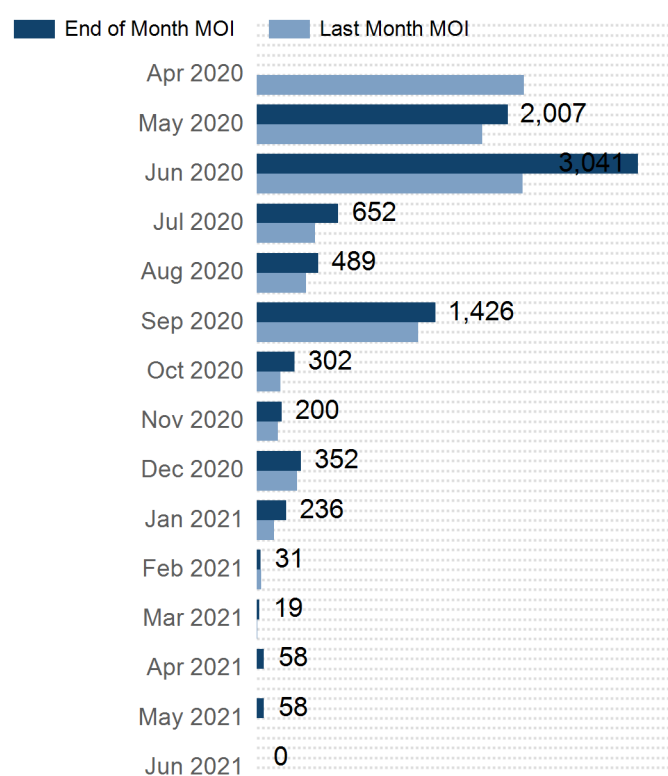
Volume - Apr 2020	
Lots	12,087
Tonnes	120,870

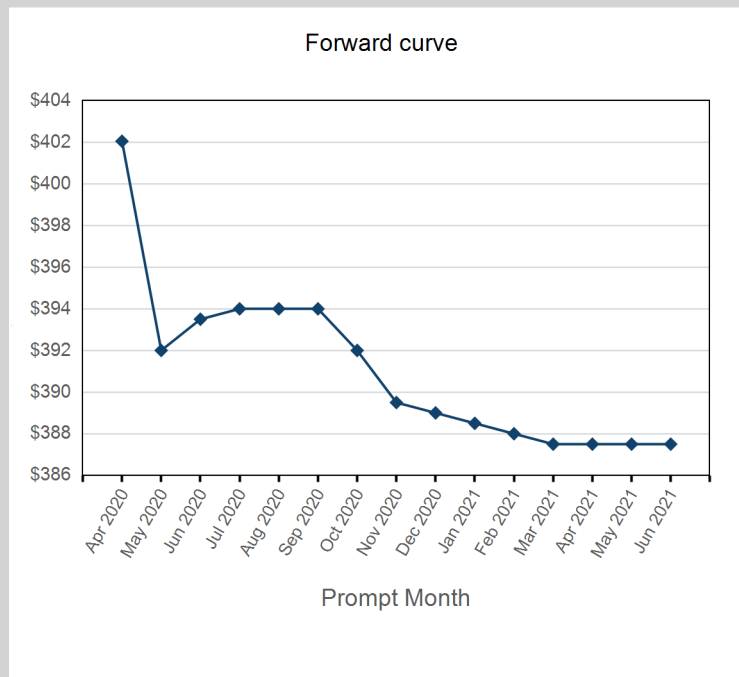
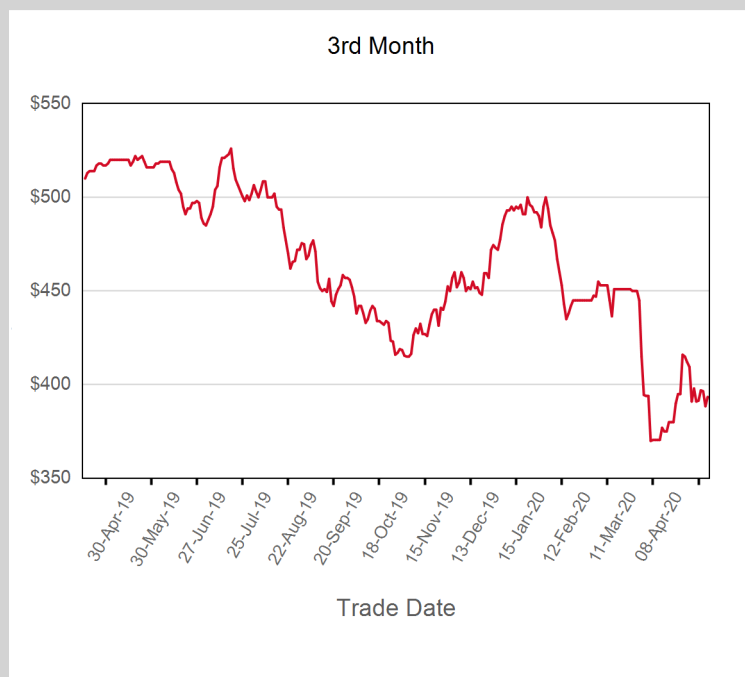
Volume - Year To date	
Lots	66,745
Tonnes	667,450

Volume & Futures Market Open Interest (MOI)

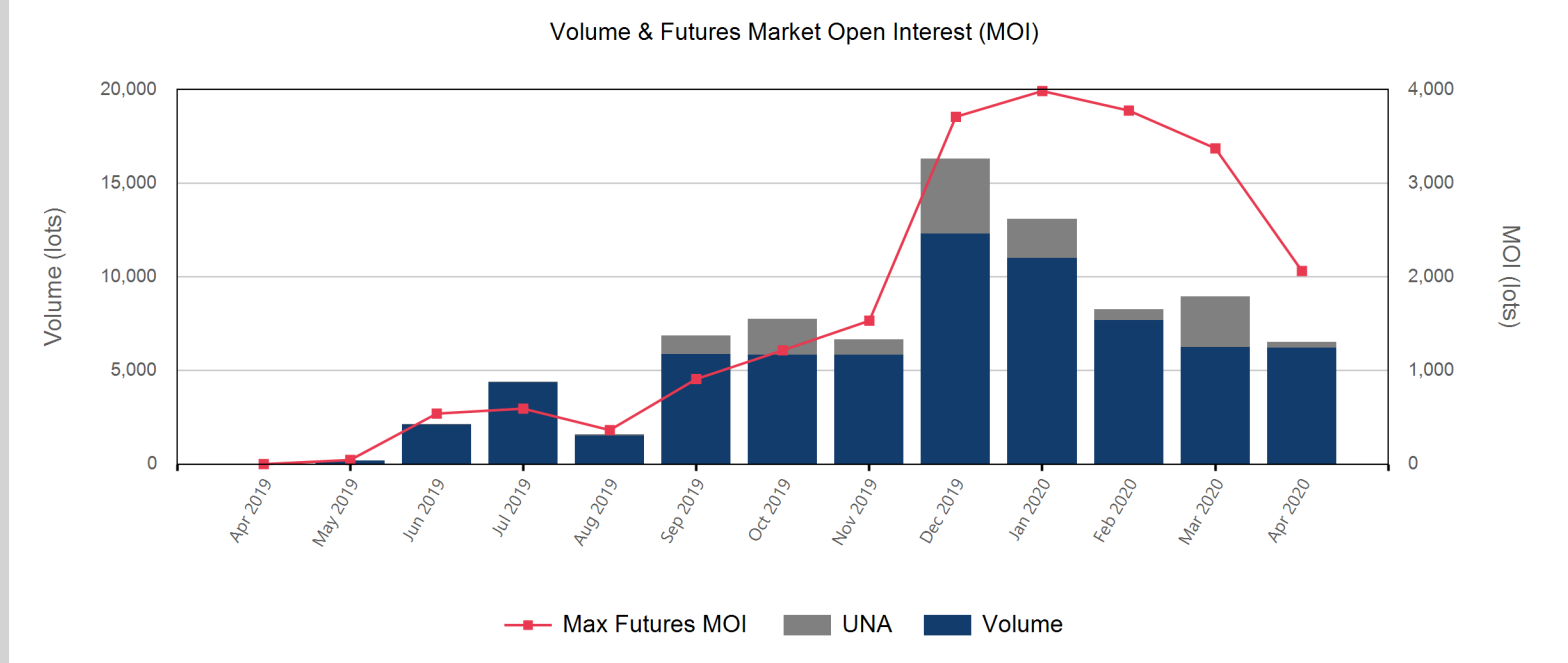


Prompt Month	End of Month - Daily Settlement	Volume	End of Month MOI
Apr 2020	\$244.51	1,283	
May 2020	\$245.00	3,828	2,007
Jun 2020	\$250.00	3,797	3,041
Jul 2020	\$255.50	753	652
Aug 2020	\$257.00	416	489
Sep 2020	\$257.50	555	1,426
Oct 2020	\$257.00	378	302
Nov 2020	\$254.00	108	200
Dec 2020	\$252.00	147	352
Jan 2021	\$248.00	327	236
Feb 2021	\$246.00	27	31
Mar 2021	\$244.00	75	19
Apr 2021	\$244.00	195	58
May 2021	\$244.00	195	58
Jun 2021	\$244.00	3	0





Front Month	
Average	\$392.35
Minimum	\$378.00
Maximum	\$412.00

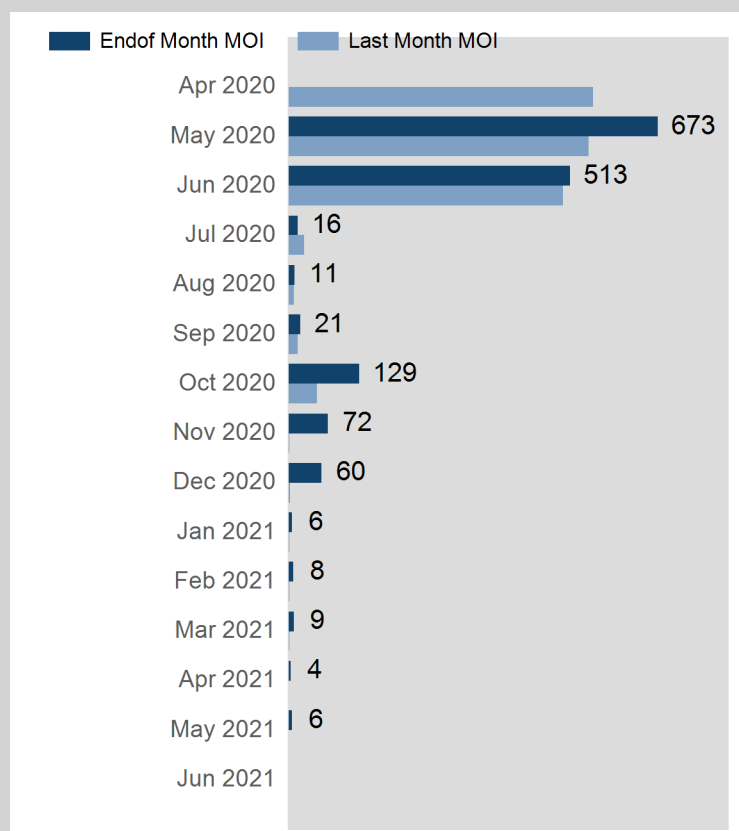


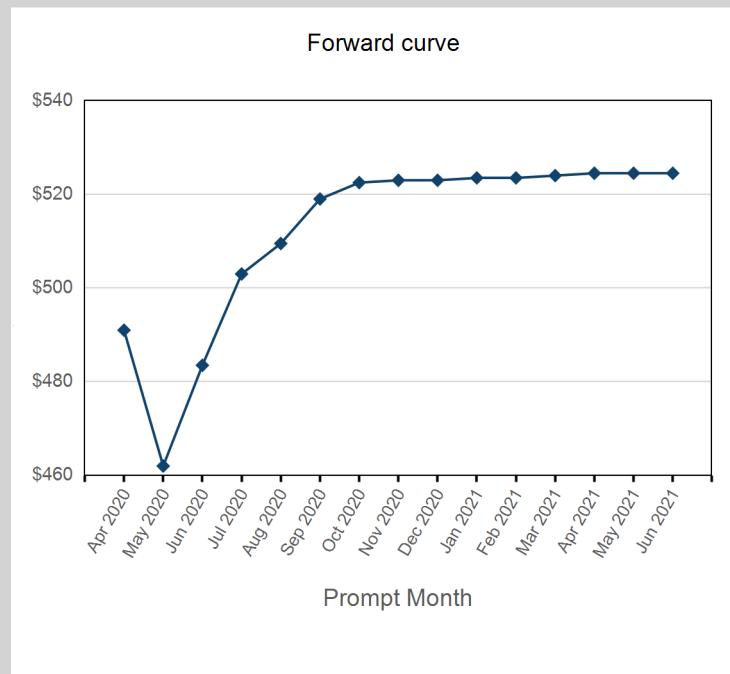
Volume (Excl UNA) - Apr 2020	
Lots	6,211

Volume - Apr 2020	
Lots	6,511
Tonnes	65,110

Volume - Year To date	
Lots	36,837
Tonnes	368,370

Prompt Month	End of Month - Daily Settlement	Volume	End of Month MOI
Apr 2020	\$402.05	846	
May 2020	\$392.00	2,531	673
Jun 2020	\$393.50	1,473	513
Jul 2020	\$394.00	236	16
Aug 2020	\$394.00	199	11
Sep 2020	\$394.00	263	21
Oct 2020	\$392.00	416	129
Nov 2020	\$389.50	228	72
Dec 2020	\$389.00	183	60
Jan 2021	\$388.50	33	6
Feb 2021	\$388.00	32	8
Mar 2021	\$387.50	32	9
Apr 2021	\$387.50	18	4
May 2021	\$387.50	21	6
Jun 2021	\$387.50		





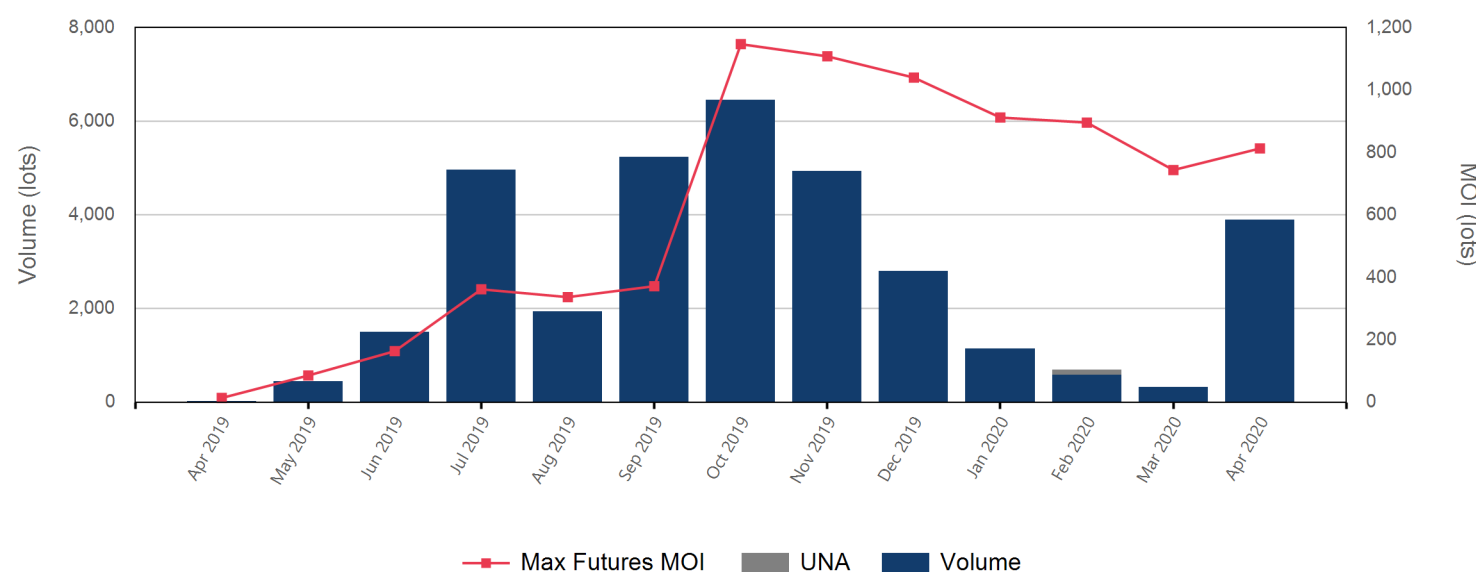
Front Month	
Average	\$505.13
Minimum	\$484.00
Maximum	\$525.00

Volume (Excl UNA) - Apr 2020	
Lots	3,894

Volume - Apr 2020	
Lots	3,894
Short tons	38,940

Volume - Year To date	
Lots	6,060
Short tons	60,600

Volume & Futures Market Open Interest (MOI)



Prompt Month	End of Month - Daily Settlement	Volume	End of Month MOI
Apr 2020	\$491.00	81	
May 2020	\$462.00	1,158	73
Jun 2020	\$483.50	609	66
Jul 2020	\$503.00	723	186
Aug 2020	\$509.50	381	76
Sep 2020	\$519.00	387	45
Oct 2020	\$522.50	363	148
Nov 2020	\$523.00	42	100
Dec 2020	\$523.00	15	103
Jan 2021	\$523.50	27	7
Feb 2021	\$523.50	36	1
Mar 2021	\$524.00	30	3
Apr 2021	\$524.50	27	2
May 2021	\$524.50	15	3
Jun 2021	\$524.50		

