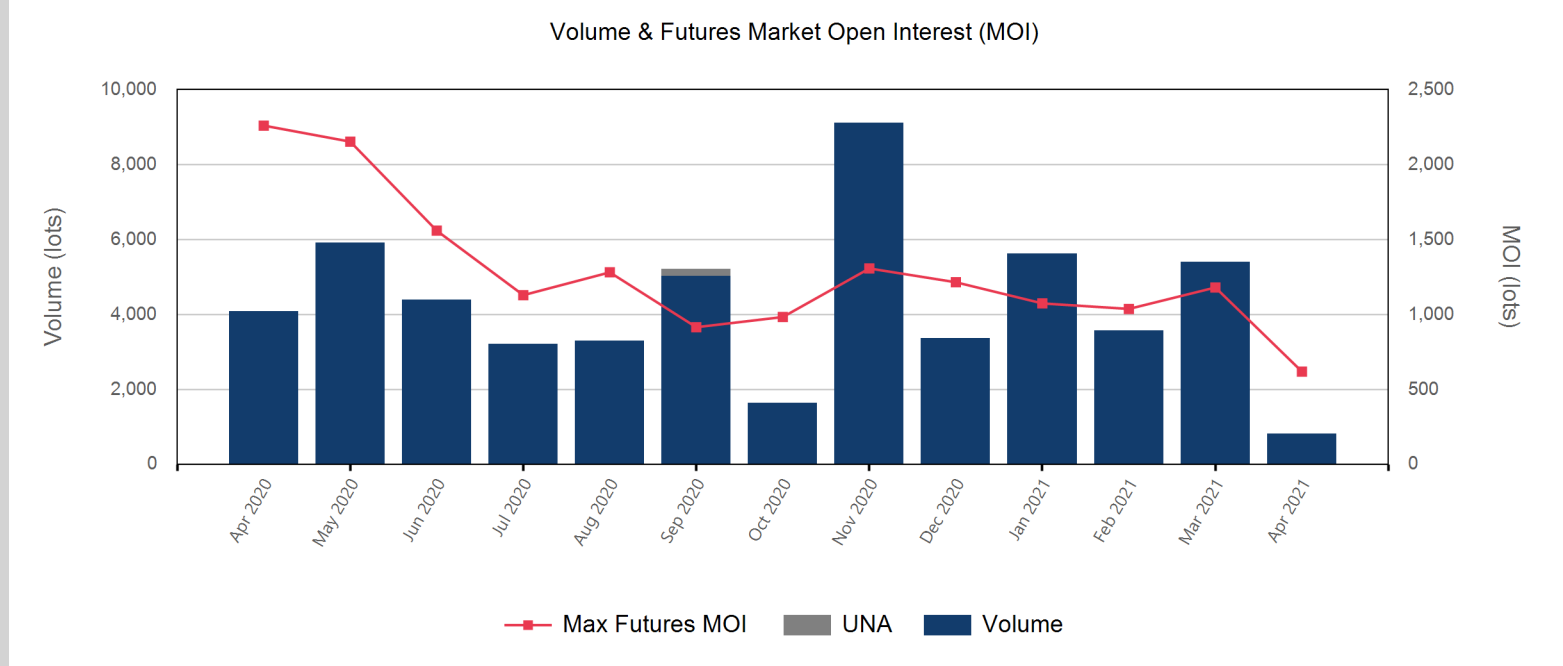


Front Month	
Average	\$639.36
Minimum	\$635.00
Maximum	\$650.00

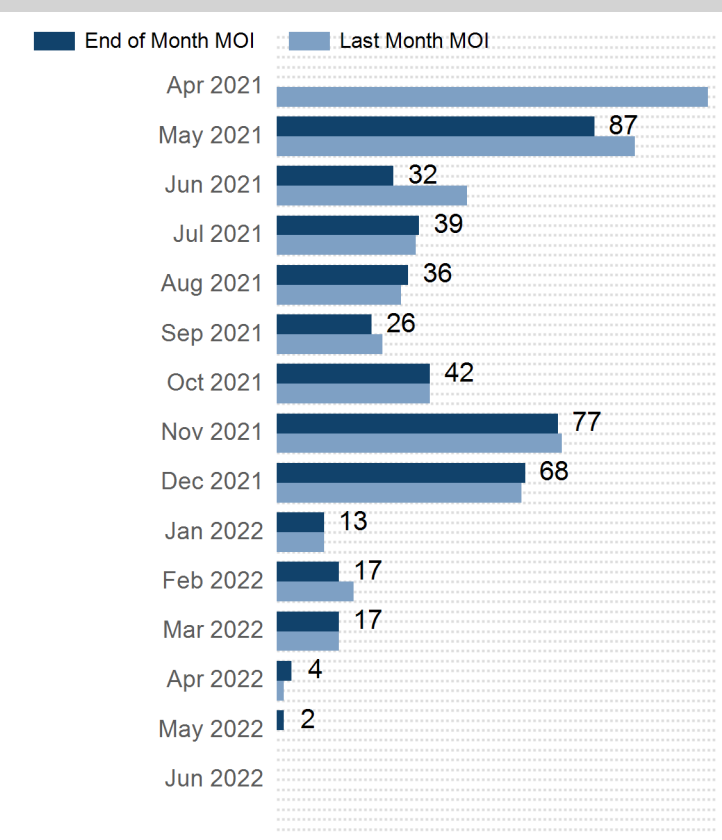


Volume (Excl UNA) - Apr 2021	
Lots	809

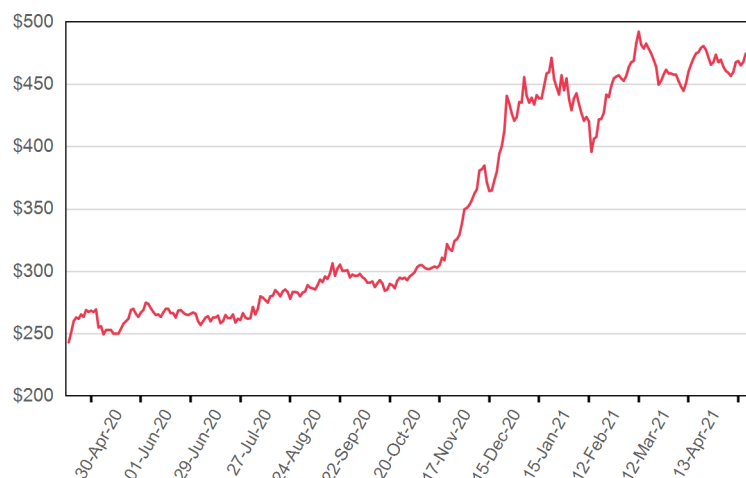
Volume - Apr 2021	
Lots	809
Tonnes	8,090

Volume - Year To date	
Lots	15,380
Tonnes	153,800

Prompt Month	End of Month - Daily Settlement	Volume	End of Month MOI
Apr 2021	\$639.28	124	
May 2021	\$683.00	389	87
Jun 2021	\$681.00	154	32
Jul 2021	\$675.00	8	39
Aug 2021	\$674.00	14	36
Sep 2021	\$676.00	49	26
Oct 2021	\$663.00		42
Nov 2021	\$662.50	21	77
Dec 2021	\$661.50	16	68
Jan 2022	\$658.00	4	13
Feb 2022	\$653.00	11	17
Mar 2022	\$650.00	2	17
Apr 2022	\$647.50	7	4
May 2022	\$643.50	10	2
Jun 2022	\$643.50		

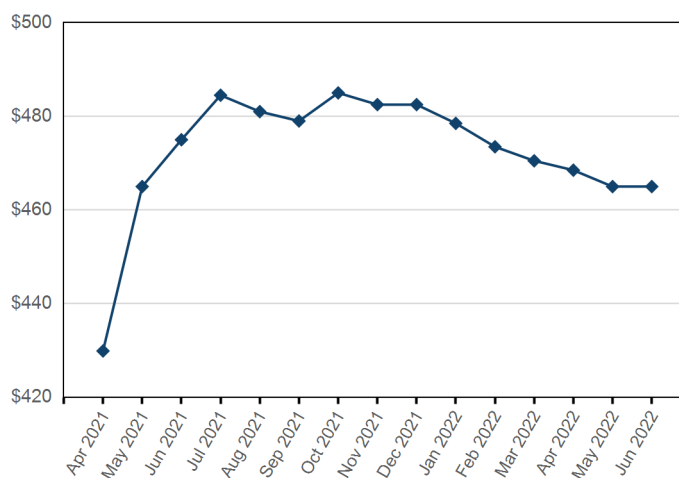


3rd Month



Trade date

Forward curve



Prompt Month

Front Month

Average	\$438.00
Minimum	\$427.50
Maximum	\$470.50

Volume (Excl UNA) - Apr 2021

Lots	19,354
-------------	--------

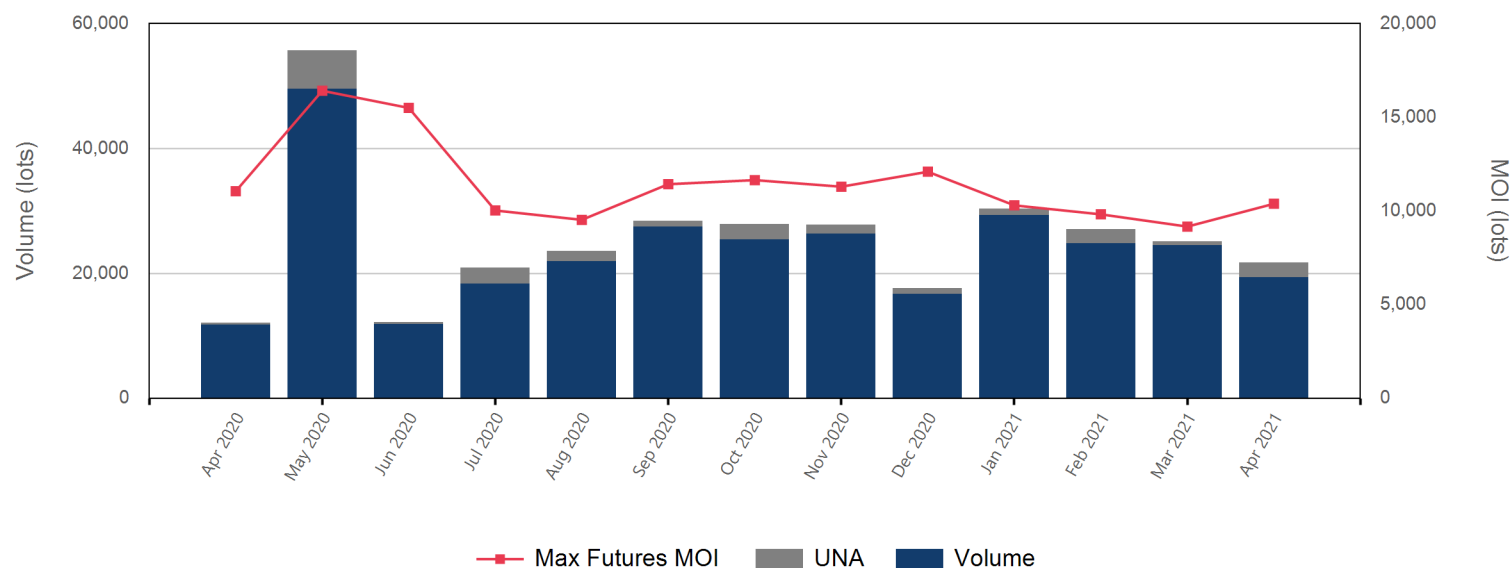
Volume - Apr 2021

Lots	21,676
Tonnes	216,760

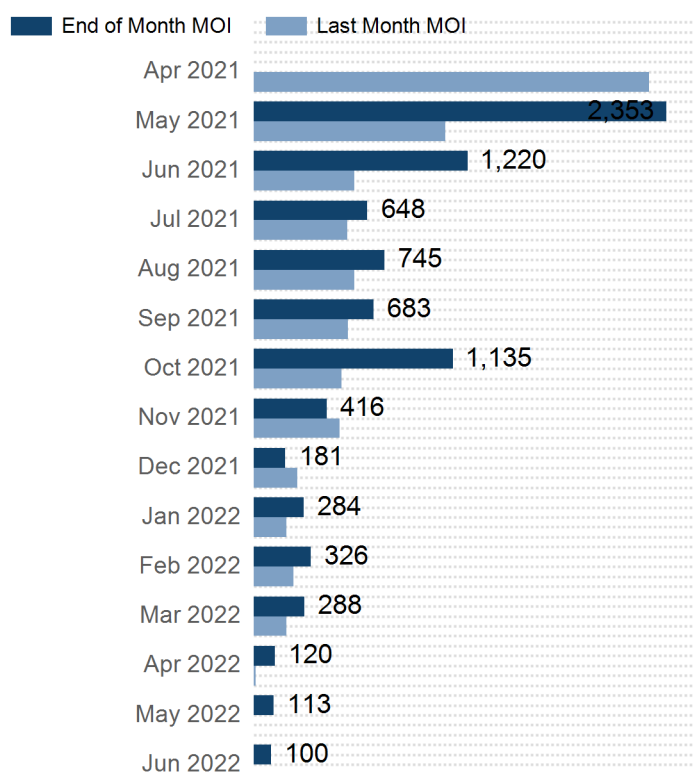
Volume - Year To date

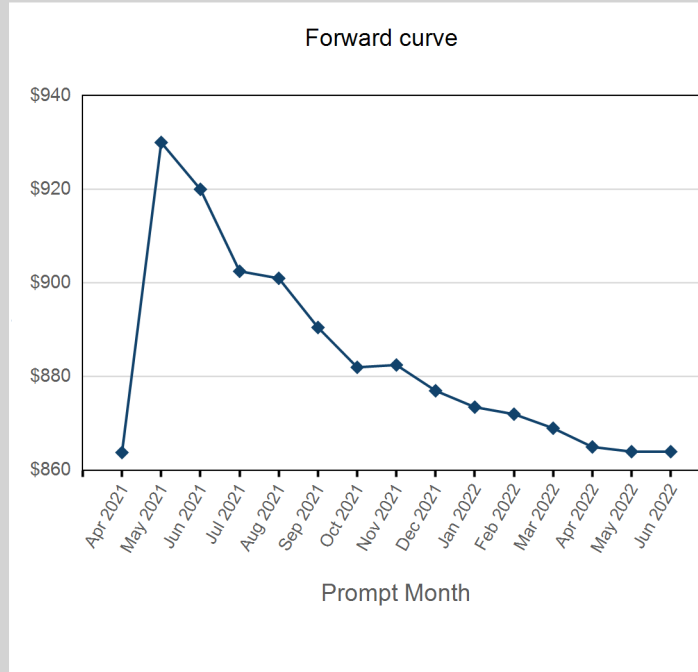
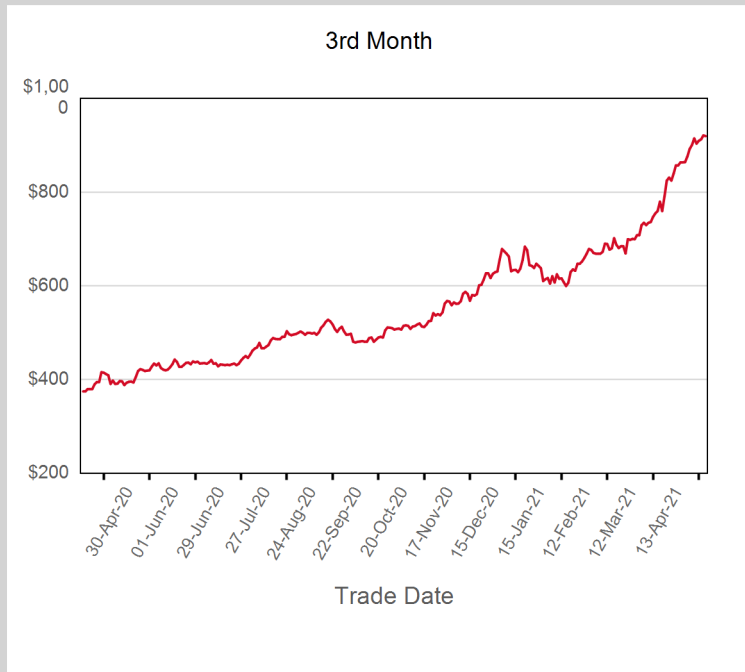
Lots	104,163
Tonnes	1,041,630

Volume & Futures Market Open Interest (MOI)

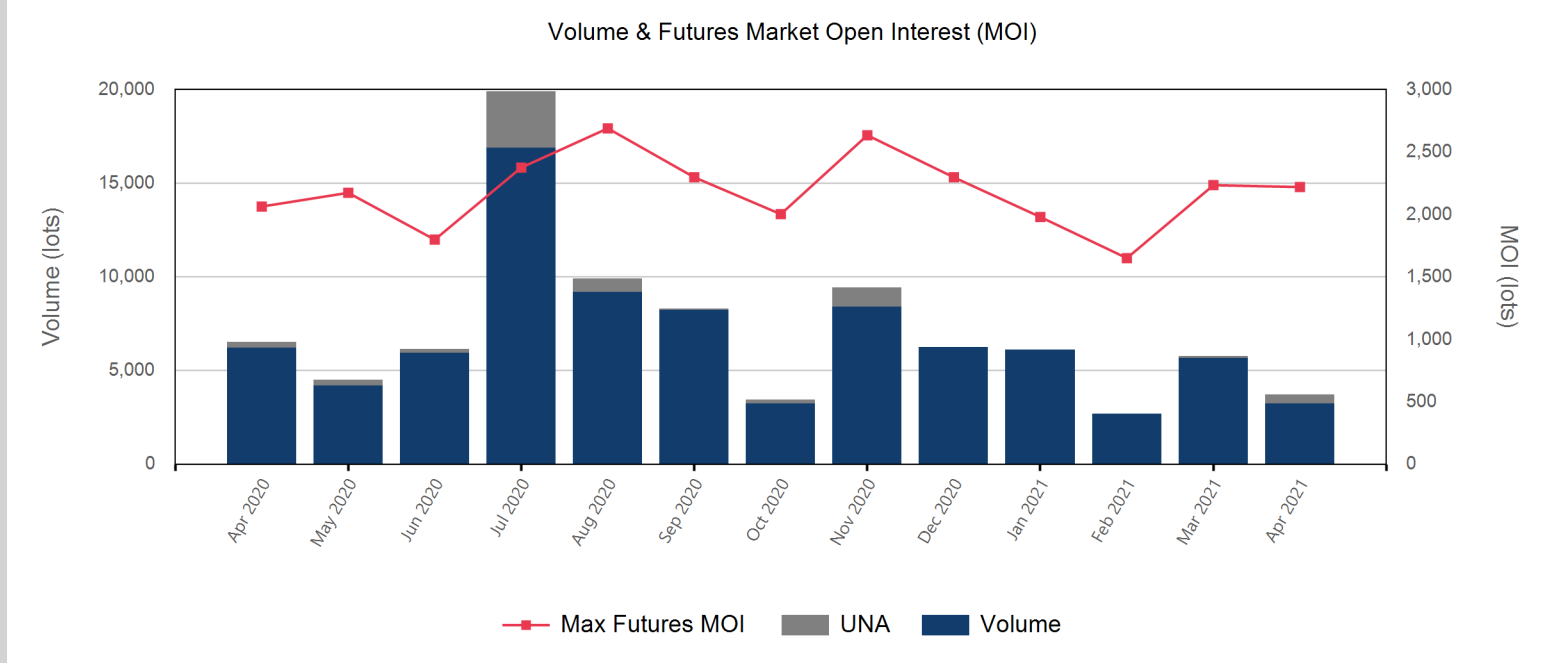


Prompt Month	End of Month - Daily Settlement	Volume	End of Month MOI
Apr 2021	\$429.91	1,498	
May 2021	\$465.00	7,792	2,353
Jun 2021	\$475.00	3,256	1,220
Jul 2021	\$484.50	541	648
Aug 2021	\$481.00	862	745
Sep 2021	\$479.00	934	683
Oct 2021	\$485.00	4,061	1,135
Nov 2021	\$482.50	254	416
Dec 2021	\$482.50	223	181
Jan 2022	\$478.50	339	284
Feb 2022	\$473.50	316	326
Mar 2022	\$470.50	323	288
Apr 2022	\$468.50	430	120
May 2022	\$465.00	447	113
Jun 2022	\$465.00	400	100





Front Month	
Average	\$847.92
Minimum	\$802.00
Maximum	\$874.00

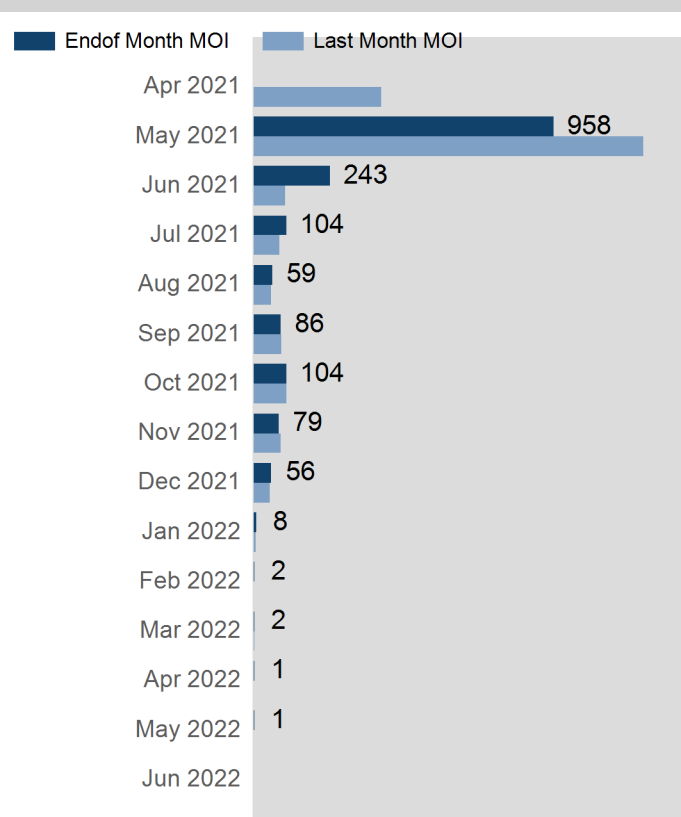


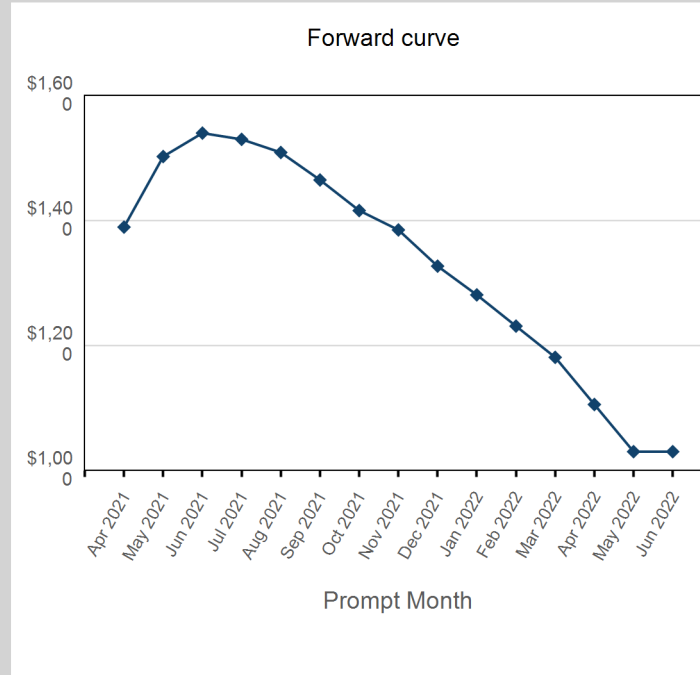
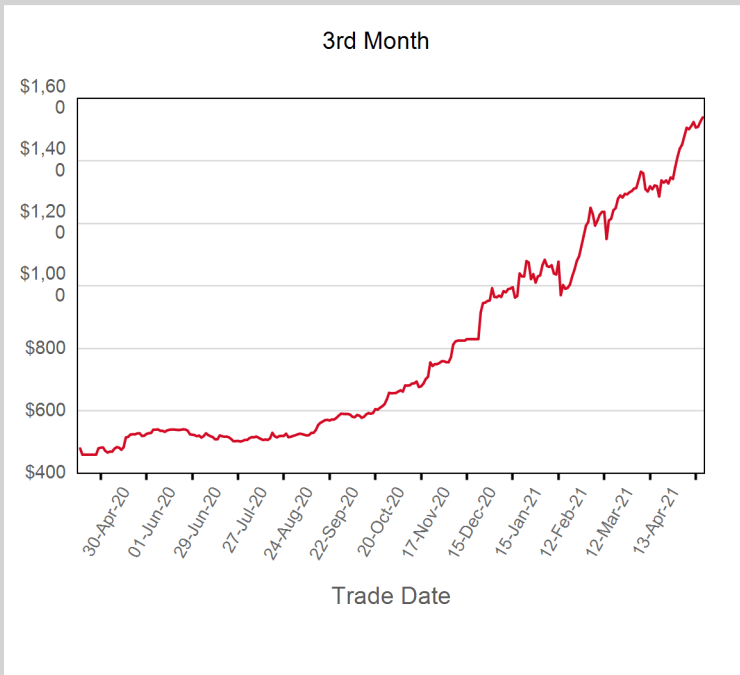
Volume (Excl UNA) - Apr 2021	
Lots	3,227

Volume - Apr 2021	
Lots	3,727
Tonnes	37,270

Volume - Year To date	
Lots	18,279
Tonnes	182,790

Prompt Month	End of Month - Daily Settlement	Volume	End of Month MOI
Apr 2021	\$863.81	131	
May 2021	\$930.00	1,890	958
Jun 2021	\$920.00	1,131	243
Jul 2021	\$902.50	287	104
Aug 2021	\$901.00	26	59
Sep 2021	\$890.50	101	86
Oct 2021	\$882.00	4	104
Nov 2021	\$882.50	86	79
Dec 2021	\$877.00	29	56
Jan 2022	\$873.50	12	8
Feb 2022	\$872.00	15	2
Mar 2022	\$869.00	9	2
Apr 2022	\$865.00	3	1
May 2022	\$864.00	3	1
Jun 2022	\$864.00		



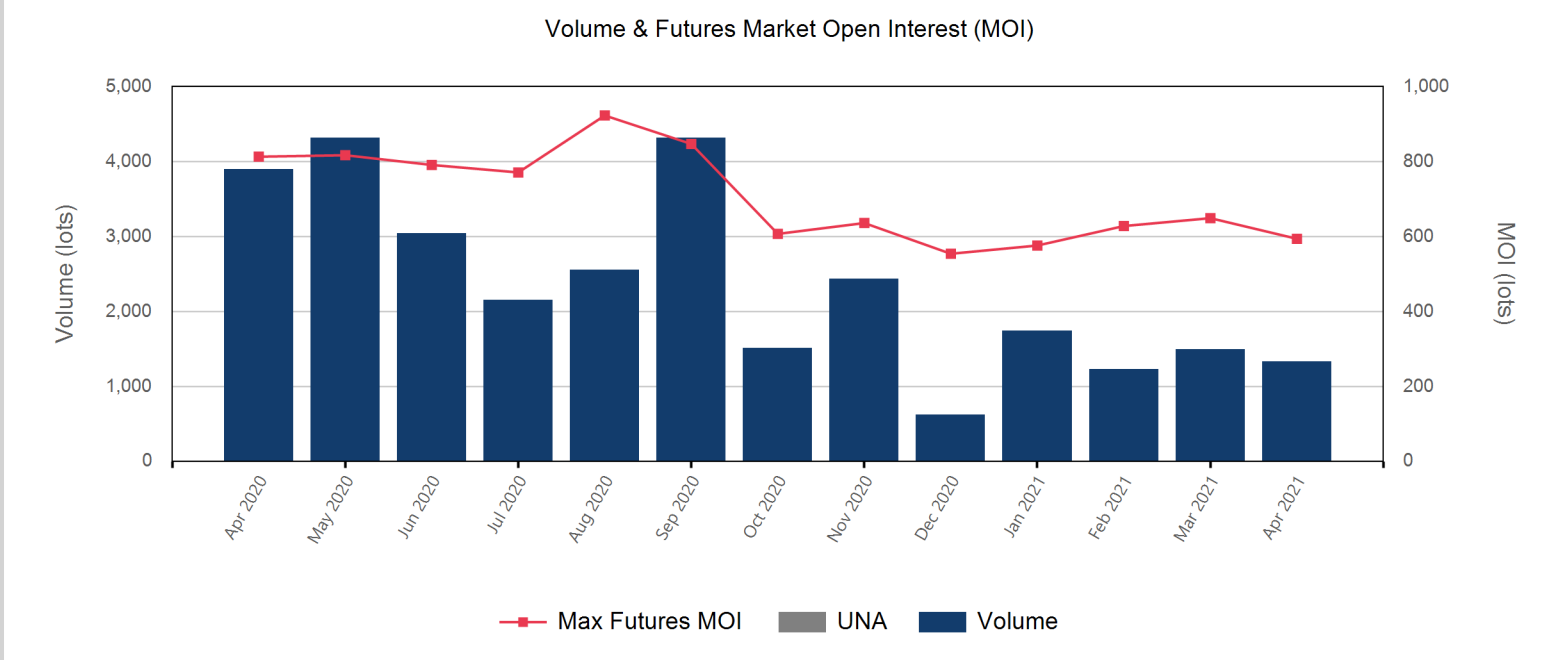


Front Month	
Average	\$1,368.40
Minimum	\$1,344.00
Maximum	\$1,390.00

Volume (Excl UNA) - Apr 2021	
Lots	1,328

Volume - Apr 2021	
Lots	1,328
Short tons	13,280

Volume - Year To date	
Lots	5,796
Short tons	57,960



Prompt Month	End of Month - Daily Settlement	Volume	Endof Month MOI
Apr 2021	\$1,389.50	31	
May 2021	\$1,502.50	34	23
Jun 2021	\$1,540.00	97	39
Jul 2021	\$1,530.00	145	69
Aug 2021	\$1,509.00	140	52
Sep 2021	\$1,465.00	129	39
Oct 2021	\$1,416.00	122	74
Nov 2021	\$1,385.00	178	51
Dec 2021	\$1,327.00	134	35
Jan 2022	\$1,281.00	90	7
Feb 2022	\$1,231.00	47	8
Mar 2022	\$1,181.00	107	18
Apr 2022	\$1,105.50	36	7
May 2022	\$1,030.00	38	11
Jun 2022	\$1,030.00		

