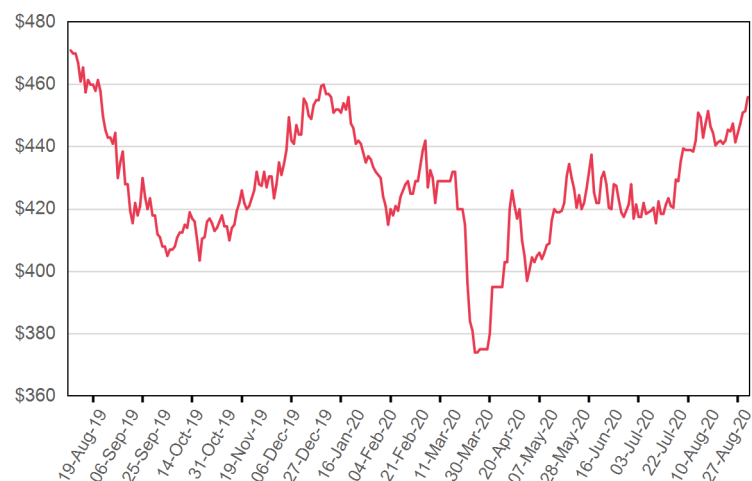
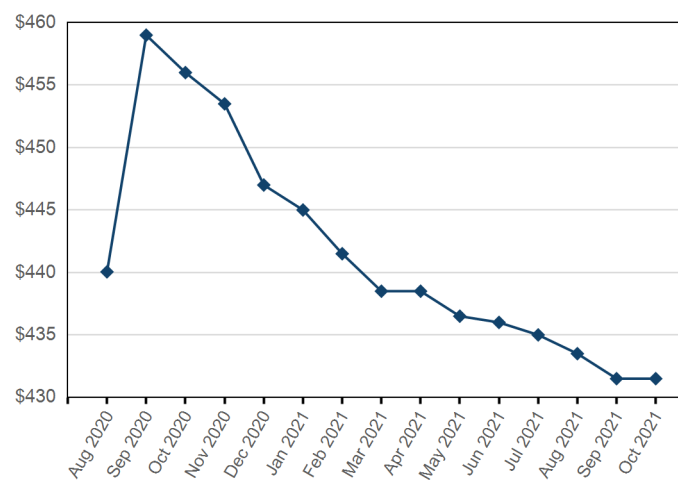


3rd Month



Trade date

Forward curve



Prompt Month

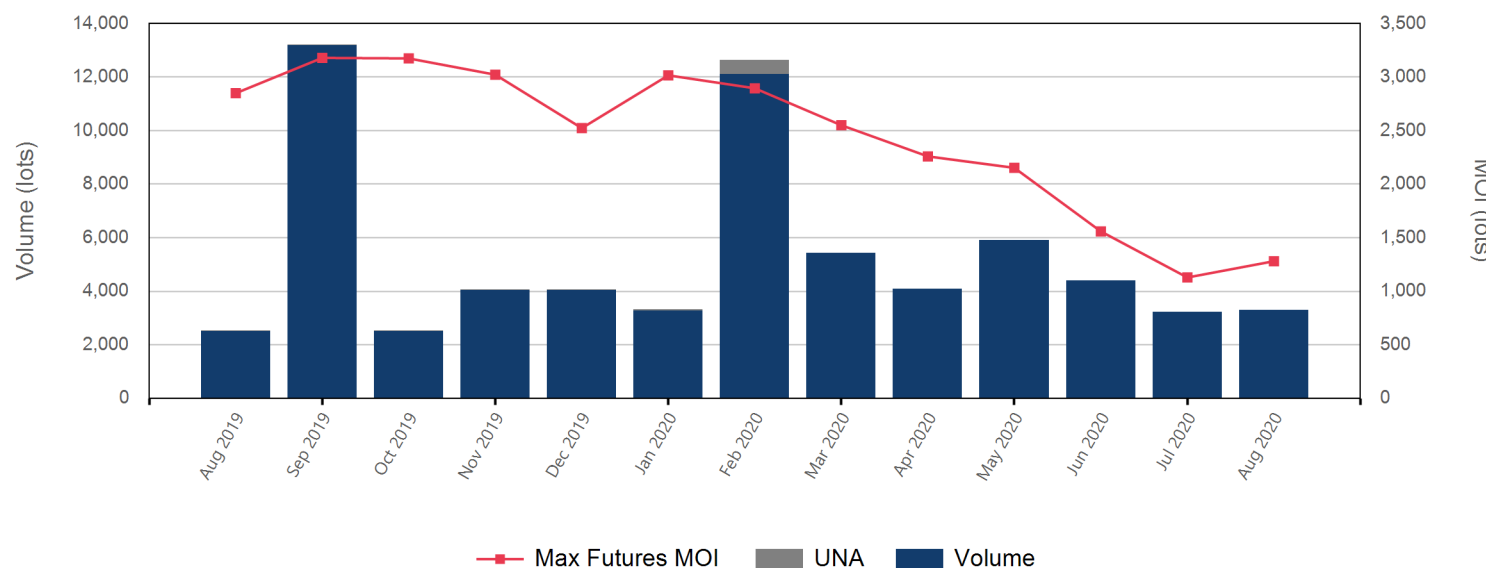
Front Month	
Average	\$446.20
Minimum	\$440.00
Maximum	\$454.00

Volume (Excl UNA) - Aug 2020	
Lots	3,295

Volume - Aug 2020	
Lots	3,295
Tonnes	32,950

Volume - Year To date	
Lots	42,252
Tonnes	422,520

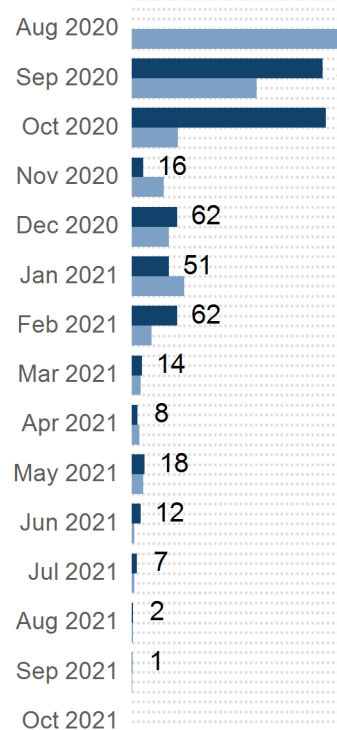
Volume & Futures Market Open Interest (MOI)

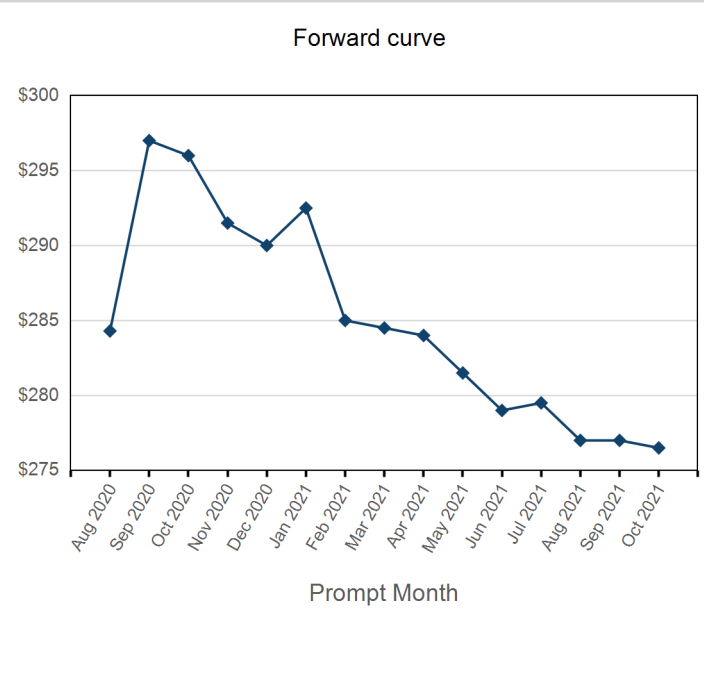


— Max Futures MOI    ■ UNA    ■ Volume

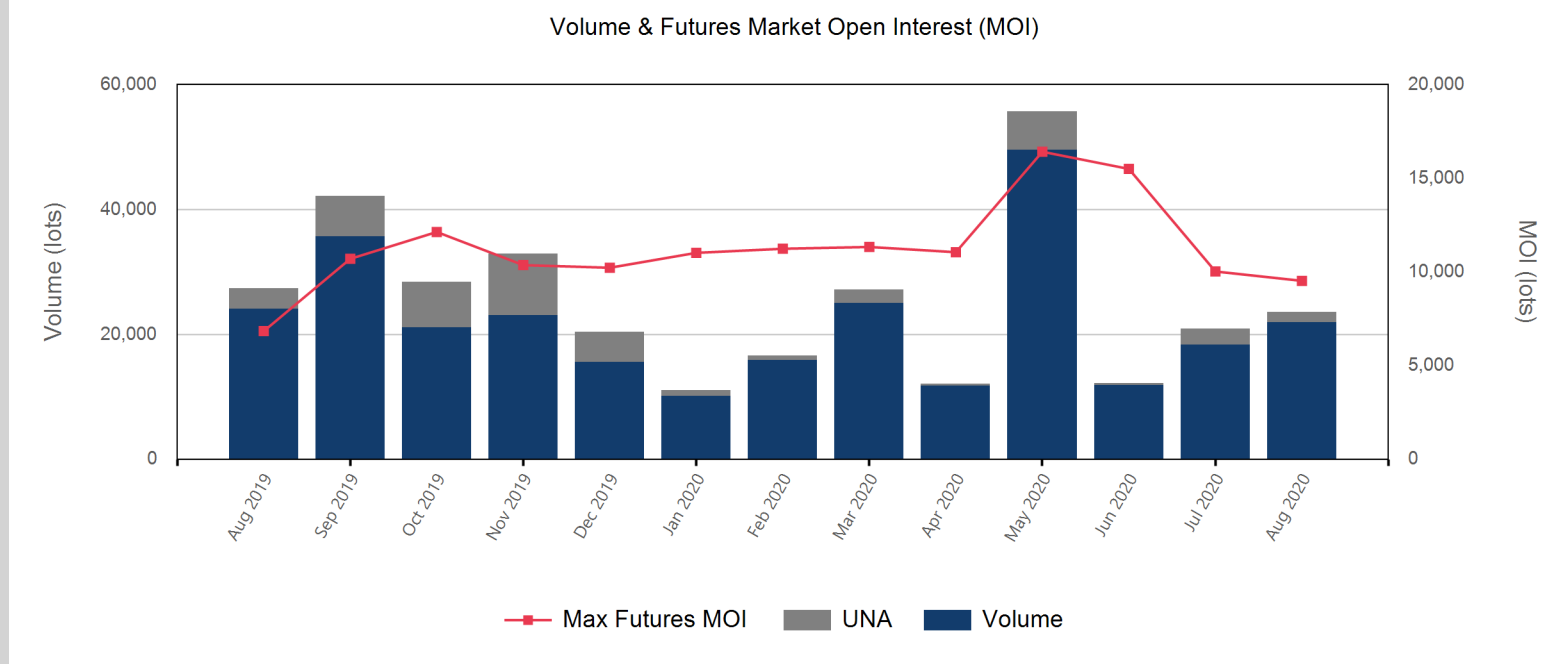
Prompt Month	End of Month - Daily Settlement	Volume	End of Month MOI
Aug 2020	\$440.05	250	
Sep 2020	\$459.00	777	261
Oct 2020	\$456.00	1,248	266
Nov 2020	\$453.50	336	16
Dec 2020	\$447.00	99	62
Jan 2021	\$445.00	150	51
Feb 2021	\$441.50	231	62
Mar 2021	\$438.50	39	14
Apr 2021	\$438.50	60	8
May 2021	\$436.50	30	18
Jun 2021	\$436.00	36	12
Jul 2021	\$435.00	24	7
Aug 2021	\$433.50	12	2
Sep 2021	\$431.50	3	1
Oct 2021	\$431.50		

■ End of Month MOI    ■ Last Month MOI





Front Month	
Average	\$287.74
Minimum	\$284.00
Maximum	\$293.00

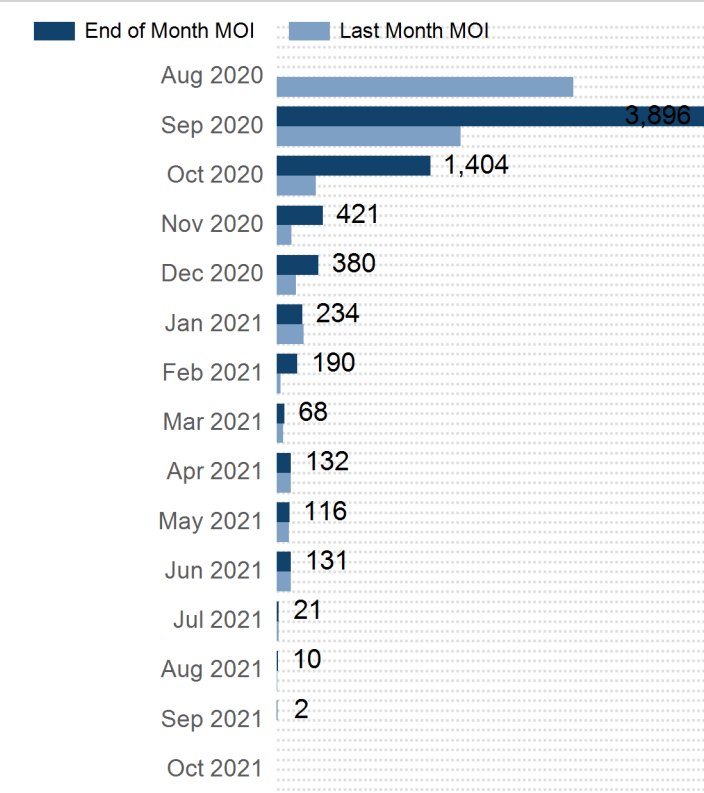


Volume (Excl UNA) - Aug 2020	
Lots	21,884

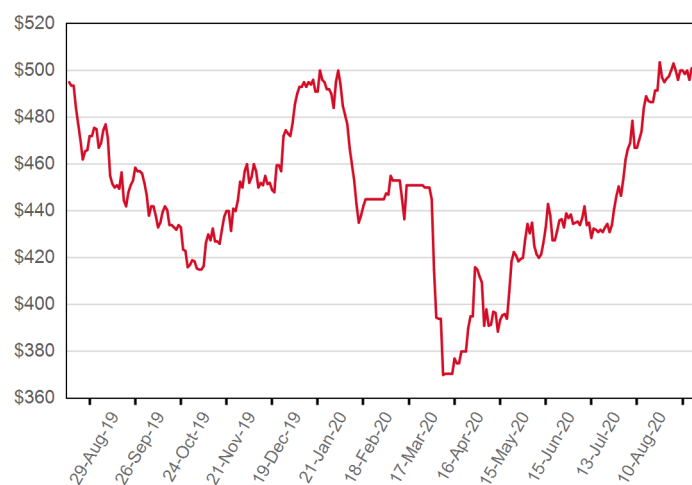
Volume - Aug 2020	
Lots	23,597
Tonnes	235,970

Volume - Year To date	
Lots	179,104
Tonnes	1,791,040

Prompt Month	End of Month - Daily Settlement	Volume	End of Month MOI
Aug 2020	\$284.30	1,300	
Sep 2020	\$297.00	12,539	3,896
Oct 2020	\$296.00	4,749	1,404
Nov 2020	\$291.50	1,961	421
Dec 2020	\$290.00	1,380	380
Jan 2021	\$292.50	775	234
Feb 2021	\$285.00	686	190
Mar 2021	\$284.50	123	68
Apr 2021	\$284.00	18	132
May 2021	\$281.50	24	116
Jun 2021	\$279.00	6	131
Jul 2021	\$279.50	9	21
Aug 2021	\$277.00	12	10
Sep 2021	\$277.00	15	2
Oct 2021	\$276.50		

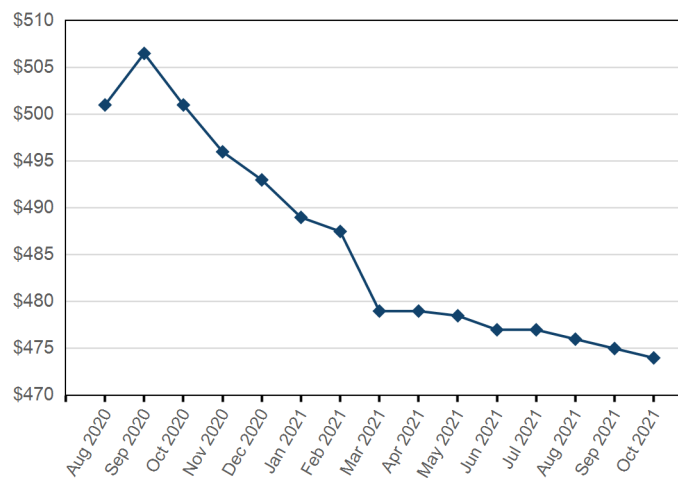


3rd Month



Trade Date

Forward curve



Prompt Month

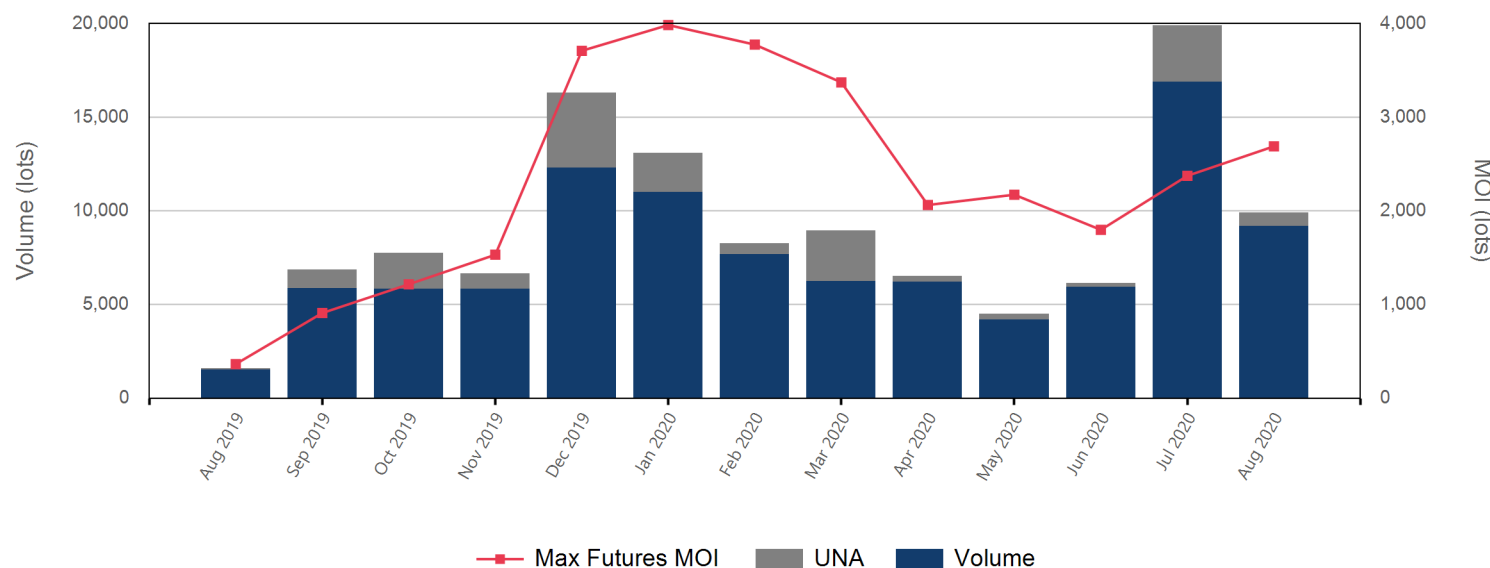
Front Month	
Average	\$502.33
Minimum	\$497.50
Maximum	\$506.50

Volume (Excl UNA) - Aug 2020	
Lots	9,201

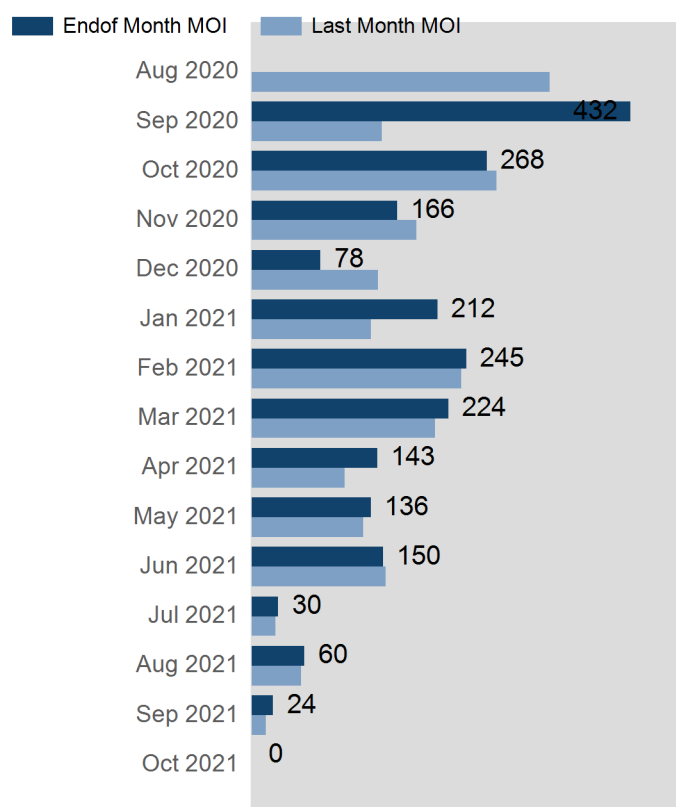
Volume - Aug 2020	
Lots	9,901
Tonnes	99,010

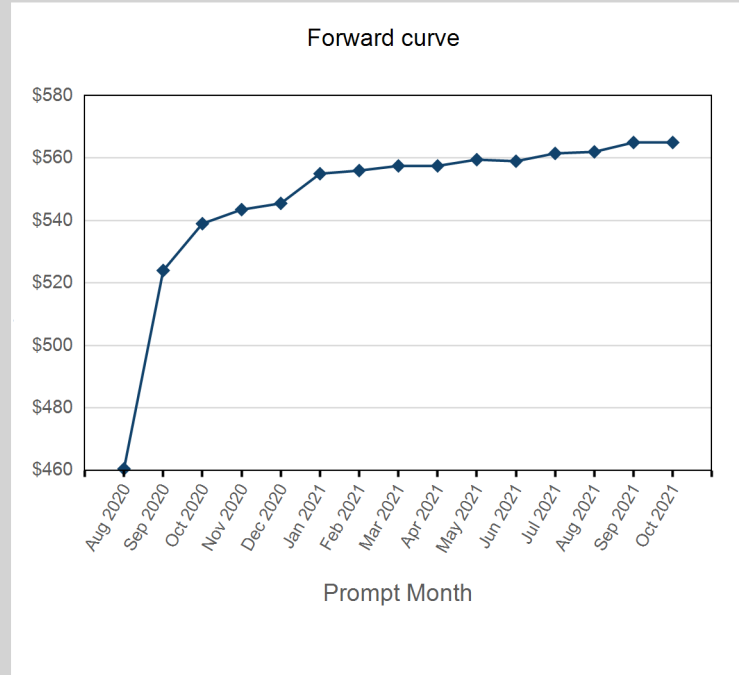
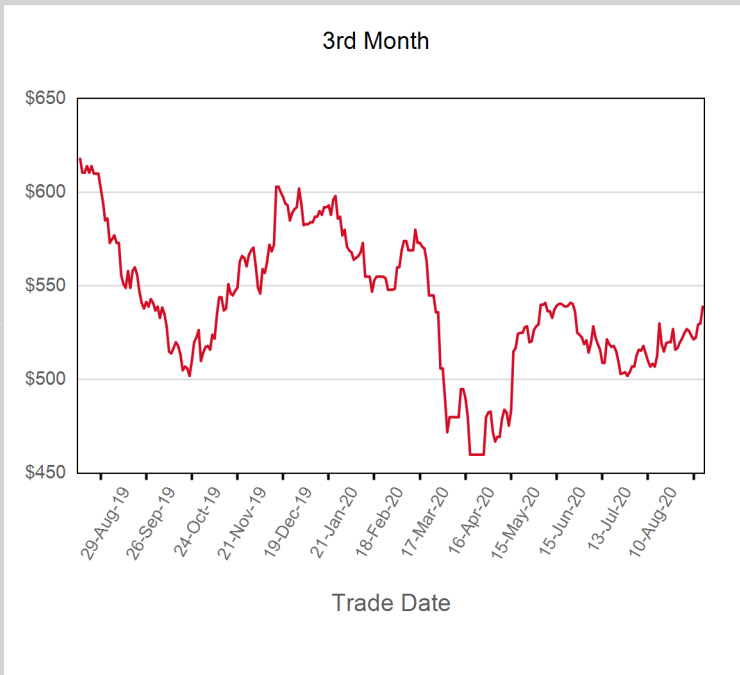
Volume - Year To date	
Lots	77,293
Tonnes	772,930

Volume & Futures Market Open Interest (MOI)



Prompt Month	End of Month - Daily Settlement	Volume	Endof Month MOI
Aug 2020	\$501.00	222	
Sep 2020	\$506.50	2,638	432
Oct 2020	\$501.00	589	268
Nov 2020	\$496.00	511	166
Dec 2020	\$493.00	2,634	78
Jan 2021	\$489.00	1,133	212
Feb 2021	\$487.50	926	245
Mar 2021	\$479.00	797	224
Apr 2021	\$479.00	220	143
May 2021	\$478.50	70	136
Jun 2021	\$477.00	28	150
Jul 2021	\$477.00	28	30
Aug 2021	\$476.00	36	60
Sep 2021	\$475.00	50	24
Oct 2021	\$474.00	19	0



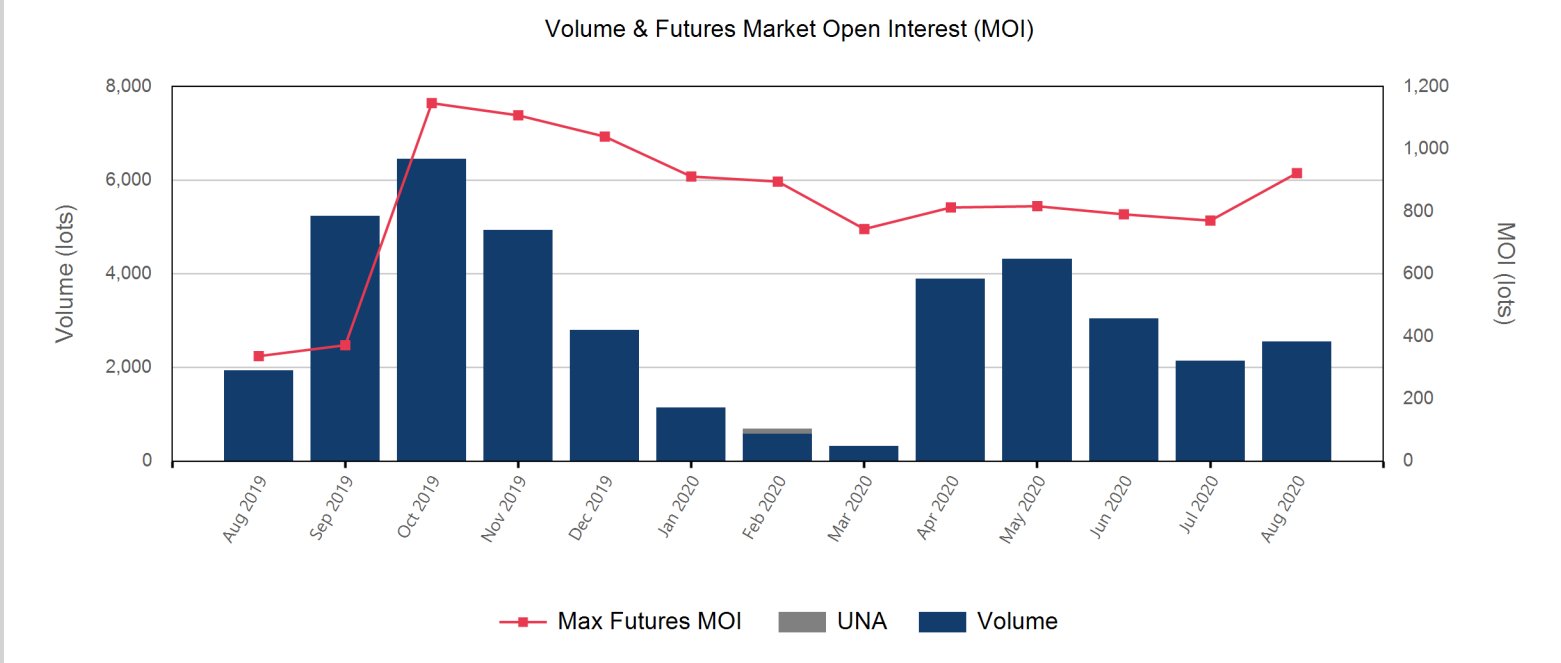


Front Month	
Average	\$462.38
Minimum	\$450.00
Maximum	\$485.00

Volume (Excl UNA) - Aug 2020	
Lots	2,556

Volume - Aug 2020	
Lots	2,556
Short tons	25,560

Volume - Year To date	
Lots	18,119
Short tons	181,190



Prompt Month	End of Month - Daily Settlement	Volume	End of Month MOI
Aug 2020	\$460.50	516	
Sep 2020	\$524.00	699	183
Oct 2020	\$539.00	432	228
Nov 2020	\$543.50	219	173
Dec 2020	\$545.50	186	143
Jan 2021	\$555.00	210	62
Feb 2021	\$556.00	108	20
Mar 2021	\$557.50	21	1
Apr 2021	\$557.50	24	0
May 2021	\$559.50	12	0
Jun 2021	\$559.00	15	3
Jul 2021	\$561.50	48	4
Aug 2021	\$562.00	27	7
Sep 2021	\$565.00	33	0
Oct 2021	\$565.00	6	

