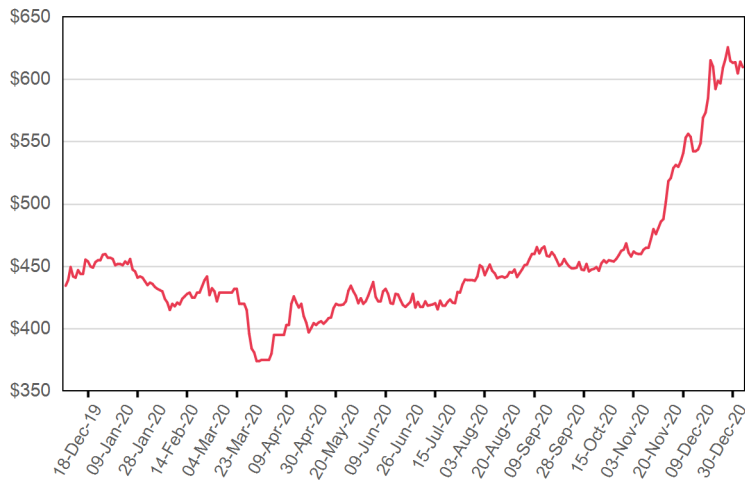
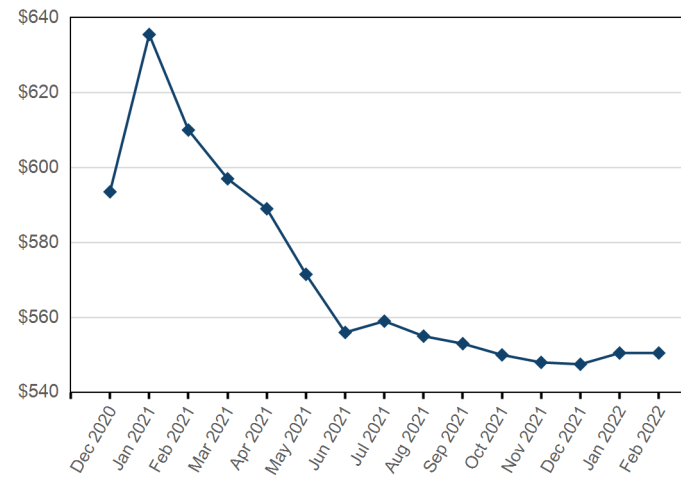


3rd Month



Trade date

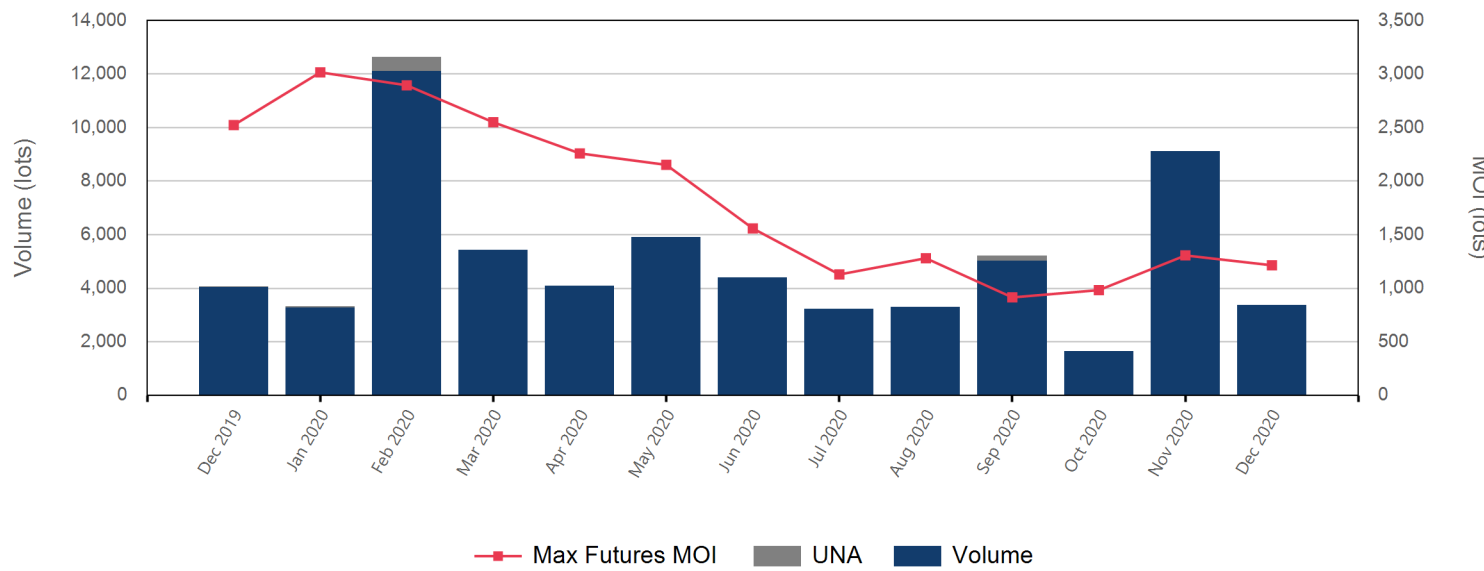
Forward curve



Prompt Month

Front Month	
Average	\$579.81
Minimum	\$553.50
Maximum	\$600.50

Volume & Futures Market Open Interest (MOI)



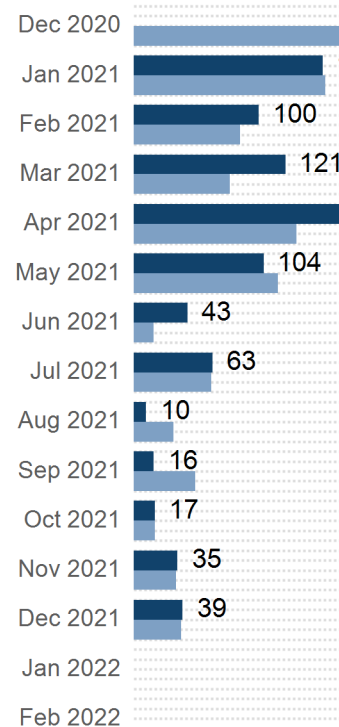
Volume (Excl UNA) - Dec 2020	
Lots	3,363

Volume - Dec 2020	
Lots	3,363
Tonnes	33,630

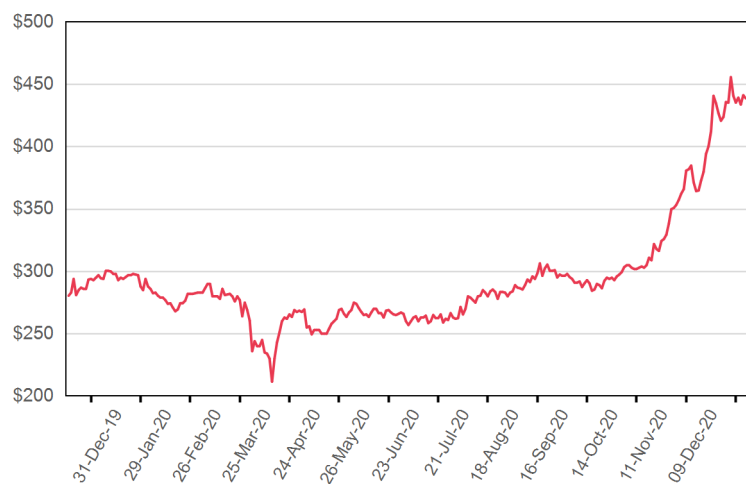
Volume - Year To date	
Lots	61,569
Tonnes	615,690

Prompt Month	End of Month - Daily Settlement	Volume	End of Month MOI
Dec 2020	\$593.52	250	
Jan 2021	\$635.50	612	151
Feb 2021	\$610.00	474	100
Mar 2021	\$597.00	344	121
Apr 2021	\$589.00	680	185
May 2021	\$571.50	569	104
Jun 2021	\$556.00	193	43
Jul 2021	\$559.00	60	63
Aug 2021	\$555.00	64	10
Sep 2021	\$553.00	72	16
Oct 2021	\$550.00	41	17
Nov 2021	\$548.00	3	35
Dec 2021	\$547.50	1	39
Jan 2022	\$550.50		
Feb 2022	\$550.50		

End of Month MOI Last Month MOI

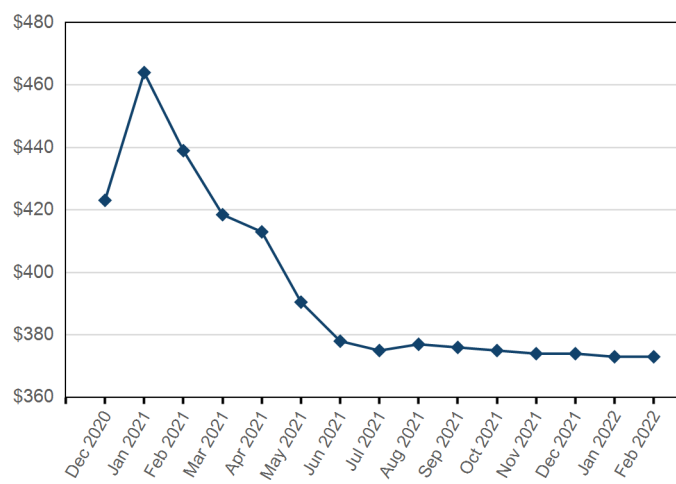


3rd Month



Trade date

Forward curve



Prompt Month

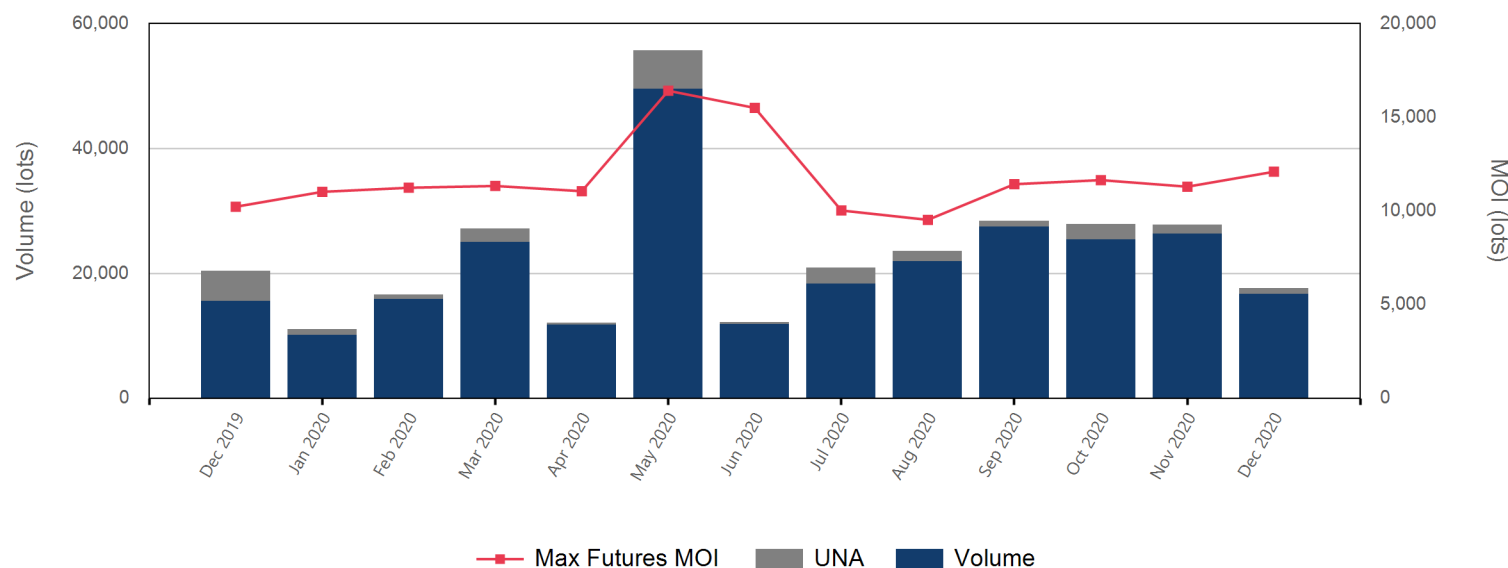
Front Month	
Average	\$406.46
Minimum	\$372.00
Maximum	\$427.00

Volume (Excl UNA) - Dec 2020	
Lots	16,695

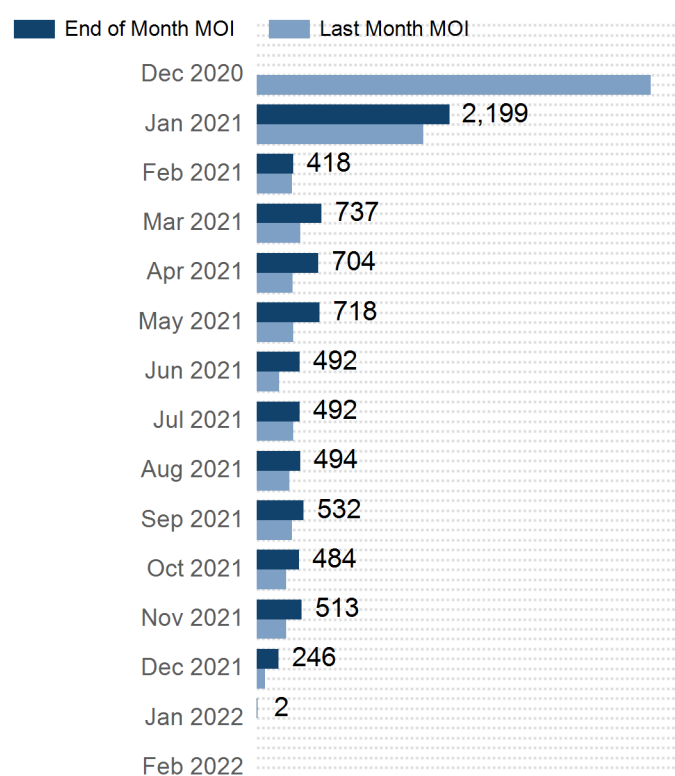
Volume - Dec 2020	
Lots	17,591
Tonnes	175,910

Volume - Year To date	
Lots	280,599
Tonnes	2,805,990

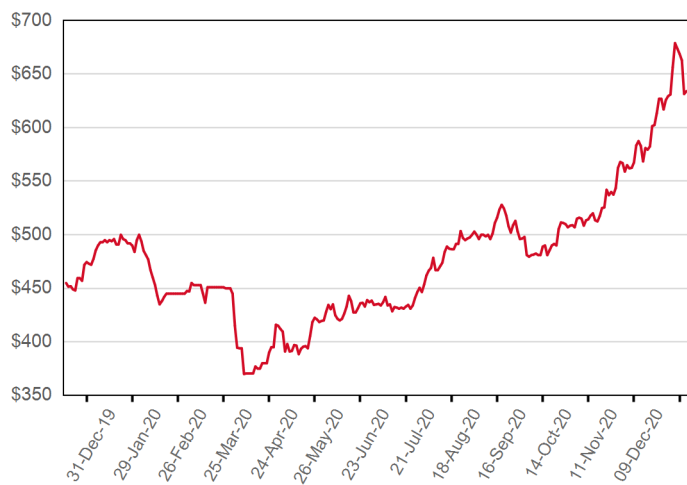
Volume & Futures Market Open Interest (MOI)



Prompt Month	End of Month - Daily Settlement	Volume	End of Month MOI
Dec 2020	\$423.10	1,688	
Jan 2021	\$464.00	4,918	2,199
Feb 2021	\$439.00	2,216	418
Mar 2021	\$418.50	2,393	737
Apr 2021	\$413.00	1,408	704
May 2021	\$390.50	1,174	718
Jun 2021	\$378.00	972	492
Jul 2021	\$375.00	507	492
Aug 2021	\$377.00	396	494
Sep 2021	\$376.00	433	532
Oct 2021	\$375.00	406	484
Nov 2021	\$374.00	675	513
Dec 2021	\$374.00	395	246
Jan 2022	\$373.00	10	2
Feb 2022	\$373.00		

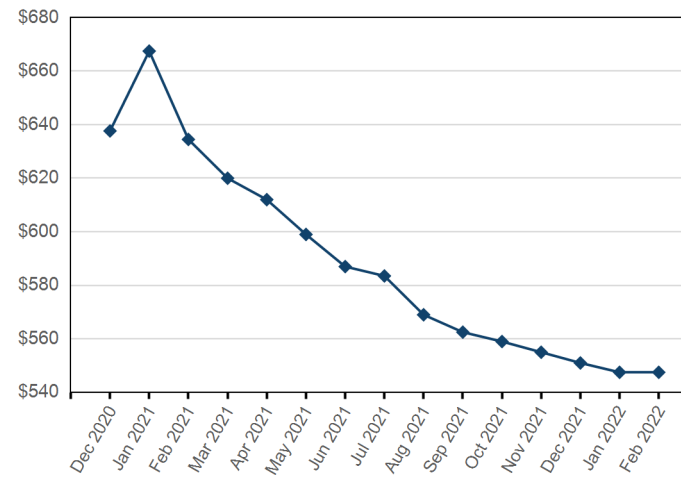


3rd Month



Trade Date

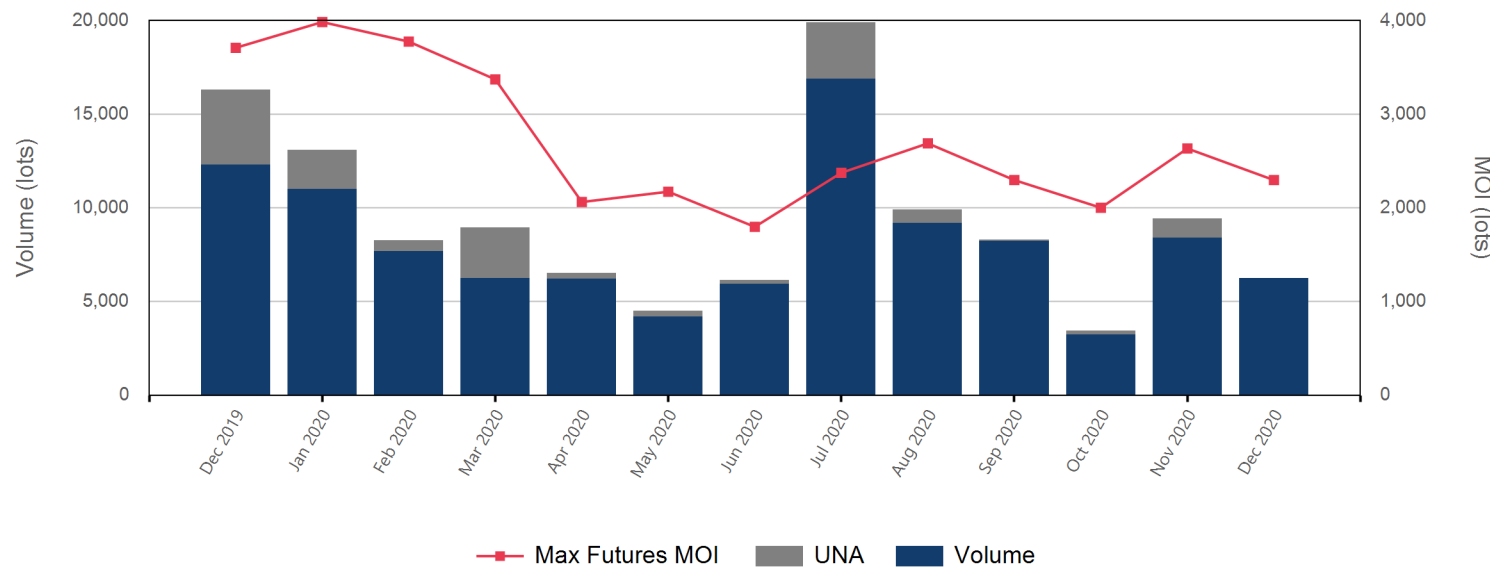
Forward curve



Prompt Month

Front Month	
Average	\$625.63
Minimum	\$596.50
Maximum	\$638.50

Volume & Futures Market Open Interest (MOI)

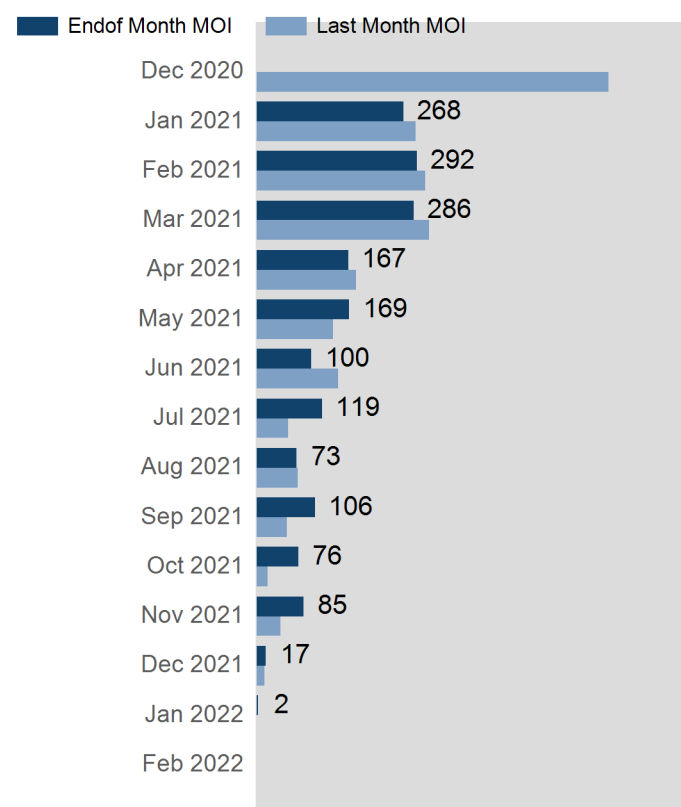


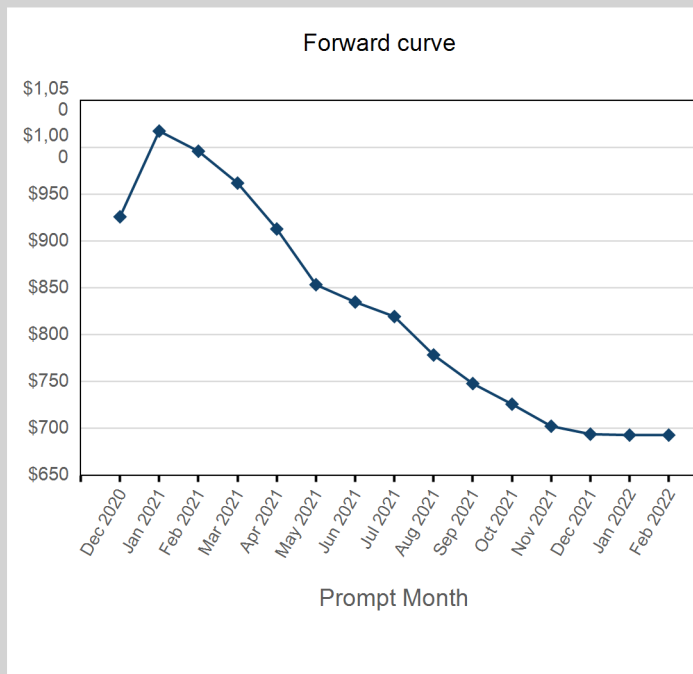
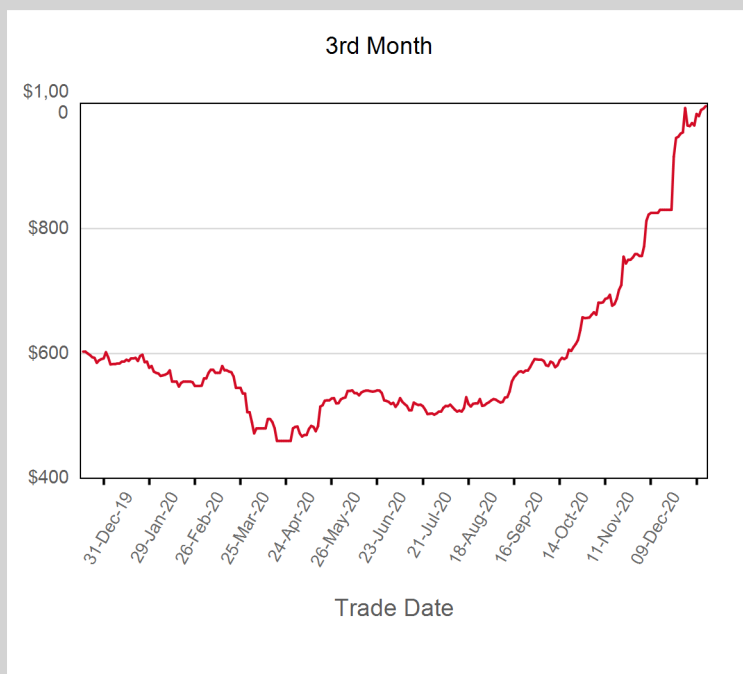
Volume (Excl UNA) - Dec 2020	
Lots	6,250

Volume - Dec 2020	
Lots	6,250
Tonnes	62,500

Volume - Year To date	
Lots	104,714
Tonnes	1,047,140

Prompt Month	End of Month - Daily Settlement	Volume	Endof Month MOI
Dec 2020	\$637.68	781	
Jan 2021	\$667.50	1,704	268
Feb 2021	\$634.50	1,278	292
Mar 2021	\$620.00	605	286
Apr 2021	\$612.00	449	167
May 2021	\$599.00	174	169
Jun 2021	\$587.00	309	100
Jul 2021	\$583.50	252	119
Aug 2021	\$569.00	213	73
Sep 2021	\$562.50	204	106
Oct 2021	\$559.00	164	76
Nov 2021	\$555.00	100	85
Dec 2021	\$551.00	8	17
Jan 2022	\$547.50	9	2
Feb 2022	\$547.50		



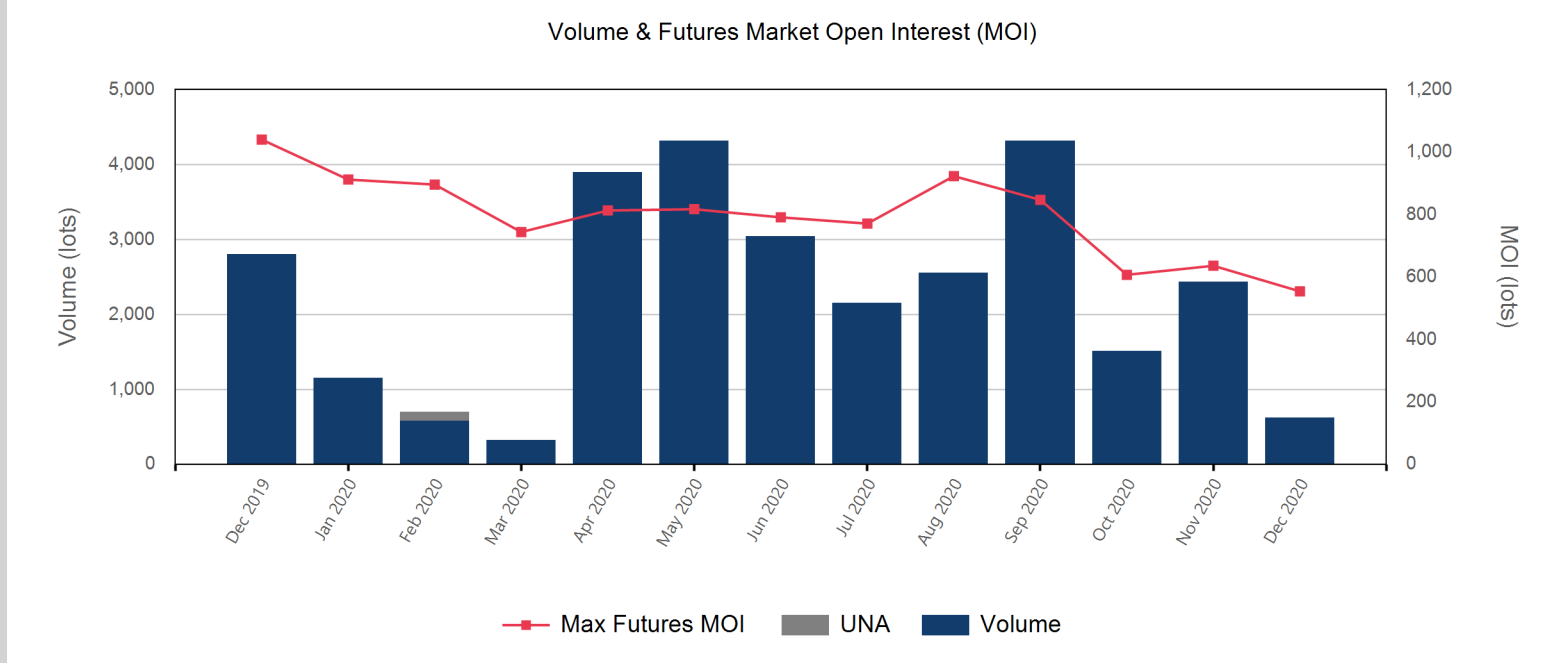


Front Month	
Average	\$886.07
Minimum	\$814.00
Maximum	\$926.00

Volume (Excl UNA) - Dec 2020	
Lots	621

Volume - Dec 2020	
Lots	621
Short tons	6,210

Volume - Year To date	
Lots	26,999
Short tons	269,990



Prompt Month	End of Month - Daily Settlement	Volume	Endof Month MOI
Dec 2020	\$926.00	31	
Jan 2021	\$1,017.50	49	70
Feb 2021	\$996.00	42	30
Mar 2021	\$962.00	153	65
Apr 2021	\$913.00	39	40
May 2021	\$853.50	36	30
Jun 2021	\$835.00	30	13
Jul 2021	\$819.50	43	27
Aug 2021	\$778.50	24	26
Sep 2021	\$748.00	37	10
Oct 2021	\$726.00	52	29
Nov 2021	\$702.50	67	23
Dec 2021	\$694.00	12	12
Jan 2022	\$693.00	6	3
Feb 2022	\$693.00		

