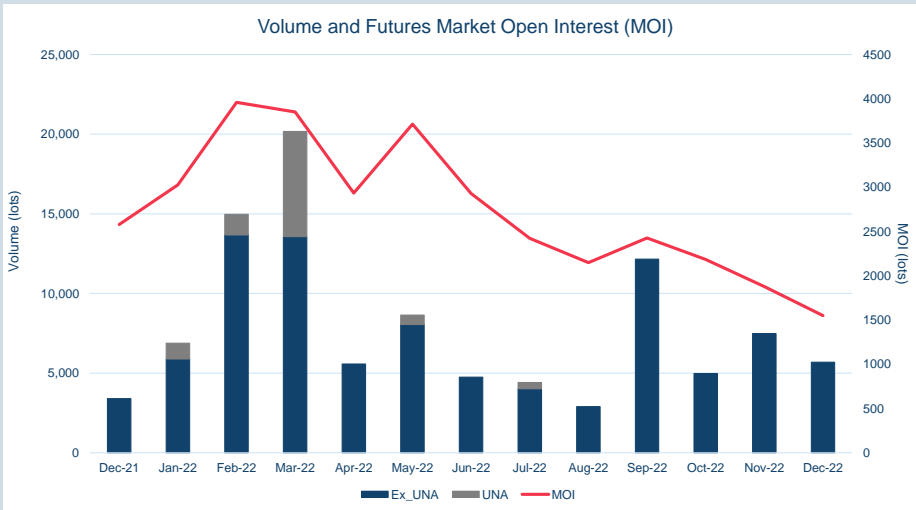


Front Month	
Average	\$668.57
Minimum	\$660.50
Maximum	\$676.50

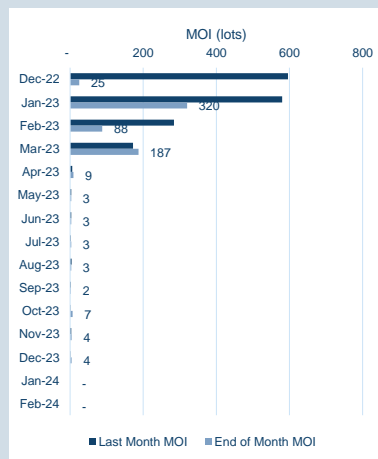
Volume (ex UNA) Dec-2022	
Lots	5,689

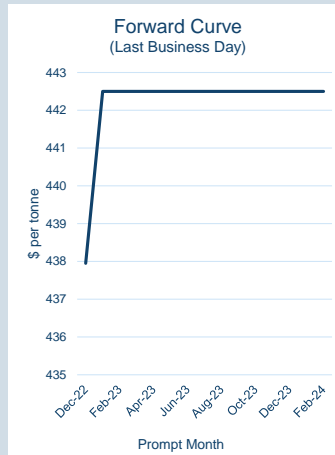
Volume (inc UNA) Dec-2022	
Lots	5,689
Tonnes	56,890

Volume Year To Date	
Lots	98,598
Tonnes	985,980



Prompt Month	End of Month - Daily Settlement	Volume (inc UNA)	End of Month - MOI
Dec-22	\$ 664.93	1,850	25
Jan-23	\$ 690.00	2,243	320
Feb-23	\$ 690.00	1,069	88
Mar-23	\$ 689.50	269	187
Apr-23	\$ 681.00	95	9
May-23	\$ 672.50	62	3
Jun-23	\$ 667.50	14	3
Jul-23	\$ 662.50	10	3
Aug-23	\$ 660.00	42	3
Sep-23	\$ 659.00	-	2
Oct-23	\$ 656.00	23	7
Nov-23	\$ 650.00	6	4
Dec-23	\$ 650.00	6	4
Jan-24	\$ 652.50	-	-
Feb-24	\$ 652.50	-	-



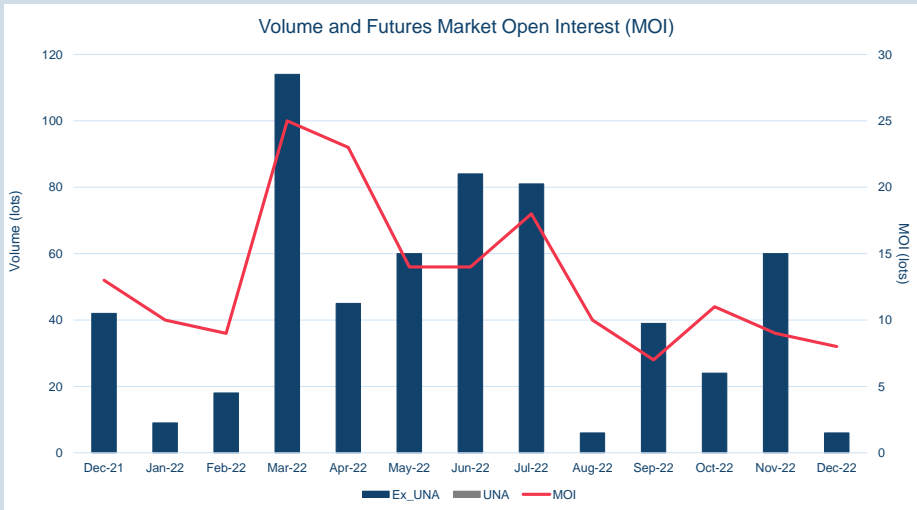


Front Month	
Average	\$426.50
Minimum	\$422.00
Maximum	\$437.95

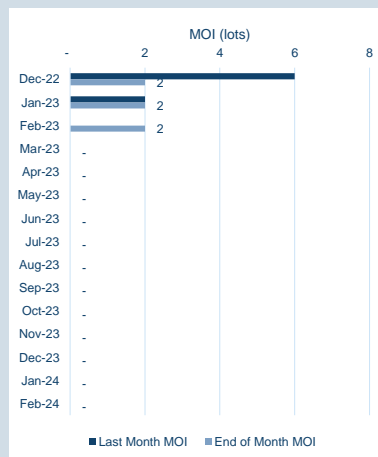
Volume (ex UNA) Dec-2022	
Lots	6

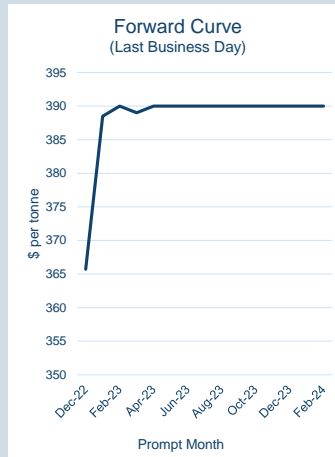
Volume (inc UNA) Dec-2022	
Lots	6
Tonnes	60

Volume Year To Date	
Lots	546
Tonnes	5,460



Prompt Month	End of Month - Daily Settlement	Volume (inc UNA)	End of Month - MOI
Dec-22	\$ 437.95	-	2
Jan-23	\$ 442.50	-	2
Feb-23	\$ 442.50	6	2
Mar-23	\$ 442.50	-	-
Apr-23	\$ 442.50	-	-
May-23	\$ 442.50	-	-
Jun-23	\$ 442.50	-	-
Jul-23	\$ 442.50	-	-
Aug-23	\$ 442.50	-	-
Sep-23	\$ 442.50	-	-
Oct-23	\$ 442.50	-	-
Nov-23	\$ 442.50	-	-
Dec-23	\$ 442.50	-	-
Jan-24	\$ 442.50	-	-
Feb-24	\$ 442.50	-	-



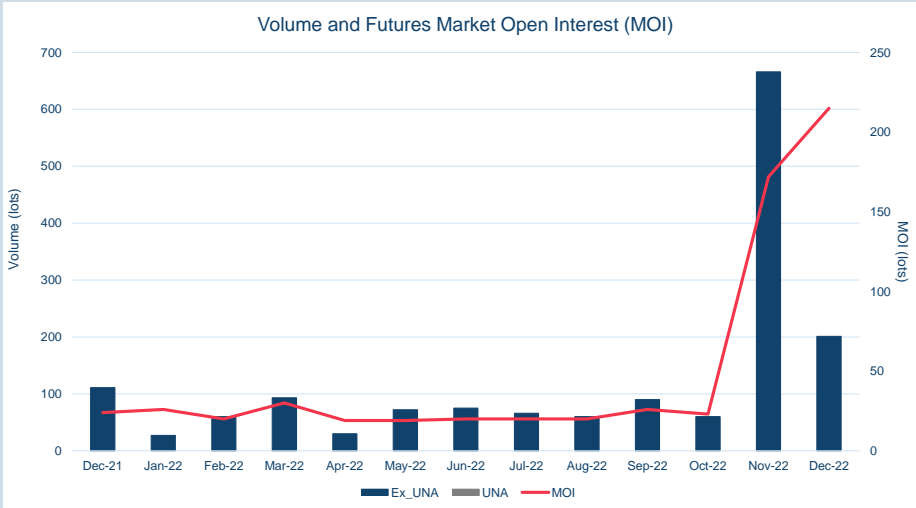


Front Month	
Average	\$360.79
Minimum	\$353.00
Maximum	\$367.50

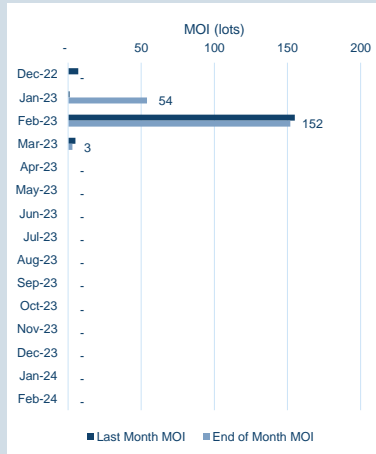
Volume (ex UNA) Dec-2022	
Lots	201

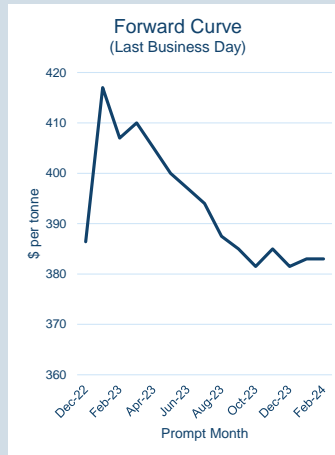
Volume (inc UNA) Dec-2022	
Lots	201
Tonnes	2,010

Volume Year To Date	
Lots	1,500
Tonnes	15,000



Prompt Month	End of Month - Daily Settlement	Volume (inc UNA)	End of Month - MOI
Dec-22	\$ 365.71	18	-
Jan-23	\$ 388.50	162	54
Feb-23	\$ 390.00	12	152
Mar-23	\$ 389.00	9	3
Apr-23	\$ 390.00	-	-
May-23	\$ 390.00	-	-
Jun-23	\$ 390.00	-	-
Jul-23	\$ 390.00	-	-
Aug-23	\$ 390.00	-	-
Sep-23	\$ 390.00	-	-
Oct-23	\$ 390.00	-	-
Nov-23	\$ 390.00	-	-
Dec-23	\$ 390.00	-	-
Jan-24	\$ 390.00	-	-
Feb-24	\$ 390.00	-	-



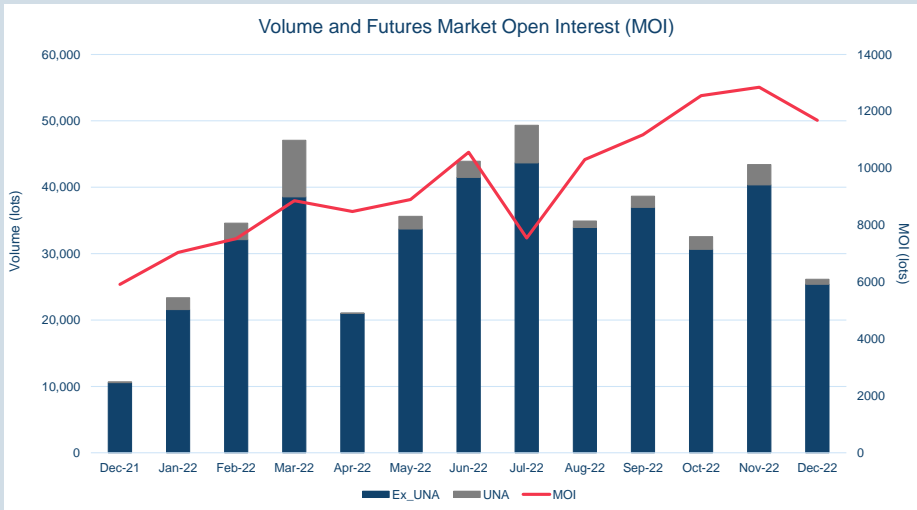


Front Month	
Average	\$386.32
Minimum	\$381.00
Maximum	\$394.00

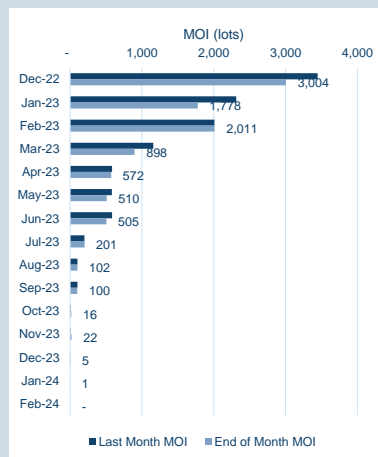
Volume (ex UNA) Dec-2022	
Lots	25,385

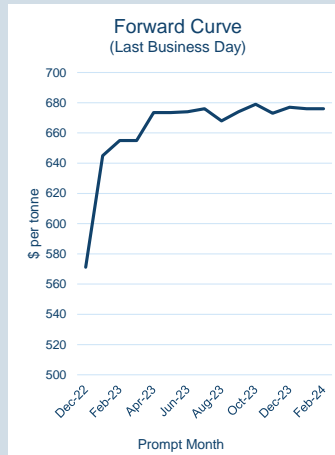
Volume (inc UNA) Dec-2022	
Lots	26,127
Tonnes	261,270

Volume Year To Date	
Lots	430,617
Tonnes	4,306,170



Prompt Month	End of Month - Daily Settlement	Volume (inc UNA)	End of Month - MOI
Dec-22	\$ 386.41	3,875	3,004
Jan-23	\$ 417.00	8,690	1,778
Feb-23	\$ 407.00	6,706	2,011
Mar-23	\$ 410.00	3,362	898
Apr-23	\$ 405.00	1,332	572
May-23	\$ 400.00	854	510
Jun-23	\$ 397.00	1,106	505
Jul-23	\$ 394.00	20	201
Aug-23	\$ 387.50	31	102
Sep-23	\$ 385.00	14	100
Oct-23	\$ 381.50	37	16
Nov-23	\$ 385.00	46	22
Dec-23	\$ 381.50	30	5
Jan-24	\$ 383.00	24	1
Feb-24	\$ 383.00	-	-



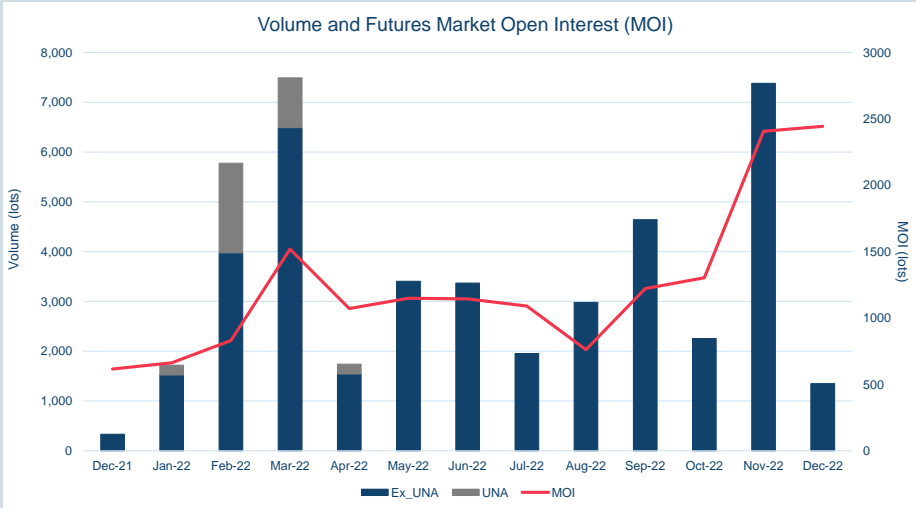


Front Month	
Average	\$572.91
Minimum	\$562.00
Maximum	\$578.00

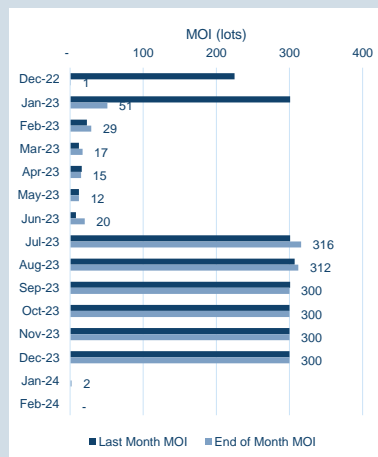
Volume (ex UNA) Dec-2022	
Lots	1,350

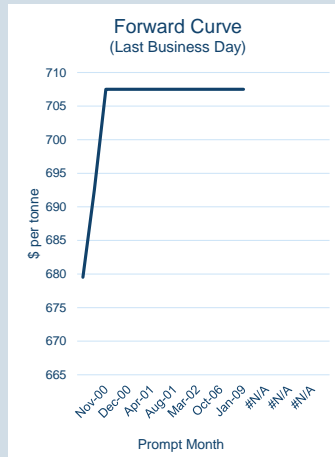
Volume (inc UNA) Dec-2022	
Lots	1,350
Tonnes	13,500

Volume Year To Date	
Lots	44,058
Tonnes	440,580



Prompt Month	End of Month - Daily Settlement	Volume (inc UNA)	End of Month - MOI
Dec-22	\$ 571.16	196	1
Jan-23	\$ 645.00	816	51
Feb-23	\$ 655.00	68	29
Mar-23	\$ 655.00	76	17
Apr-23	\$ 673.50	2	15
May-23	\$ 673.50	37	12
Jun-23	\$ 674.00	49	20
Jul-23	\$ 676.00	36	316
Aug-23	\$ 668.00	39	312
Sep-23	\$ 674.00	-	300
Oct-23	\$ 679.00	2	300
Nov-23	\$ 673.00	15	300
Dec-23	\$ 677.00	10	300
Jan-24	\$ 676.00	4	2
Feb-24	\$ 676.00	-	-



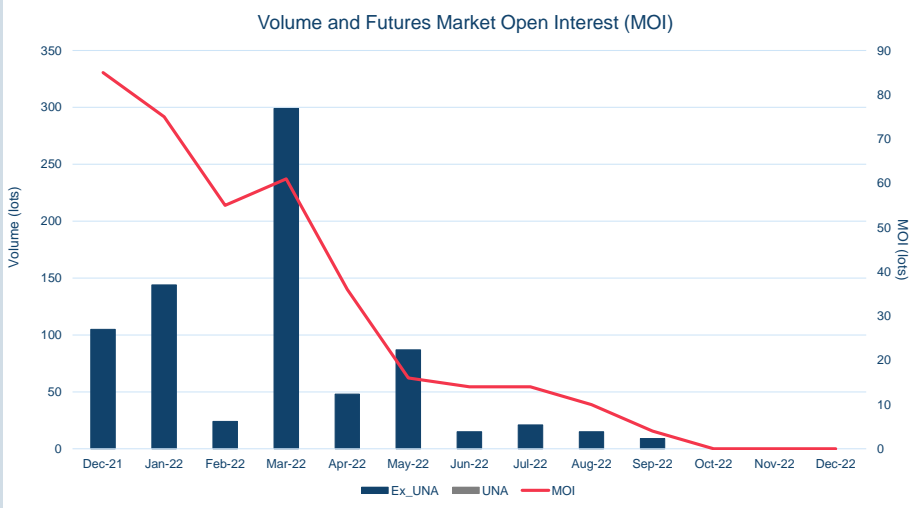


Front Month	
Average	\$670.17
Minimum	\$649.55
Maximum	\$682.50

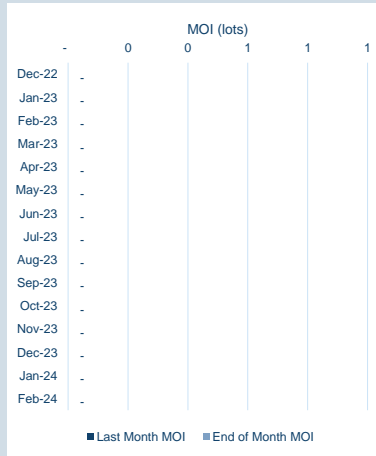
Volume (ex UNA) Dec-2022	
Lots	-

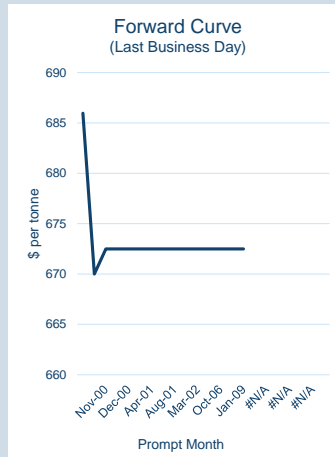
Volume (inc UNA) Dec-2022	
Lots	-
Tonnes	-

Volume Year To Date	
Lots	662
Tonnes	6,620



Prompt Month	End of Month - Daily Settlement	Volume (inc UNA)	End of Month - MOI
Jan-00	\$ 679.52	-	-
Jan-00	\$ 692.50	-	-
Nov-00	\$ 707.50	-	-
Dec-00	\$ 707.50	-	-
Dec-00	\$ 707.50	-	-
Feb-01	\$ 707.50	-	-
Apr-01	\$ 707.50	-	-
Jul-01	\$ 707.50	-	-
Aug-01	\$ 707.50	-	-
Jan-02	\$ 707.50	-	-
Mar-02	\$ 707.50	-	-
Jun-03	\$ 707.50	-	-
Oct-06	\$ 707.50	-	-
Aug-06	\$ 707.50	-	-
Jan-09	\$ 707.50	-	-



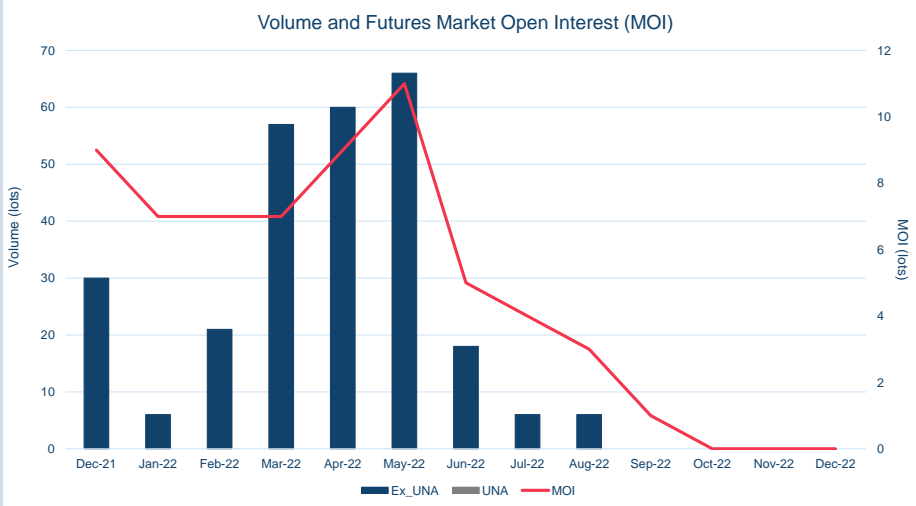


Front Month	
Average	\$669.40
Minimum	\$624.89
Maximum	\$688.78

Volume (ex UNA) Dec-2022	
Lots	-

Volume (inc UNA) Dec-2022	
Lots	-
Tonnes	-

Volume Year To Date	
Lots	240
Tonnes	2,400



Prompt Month	End of Month - Daily Settlement	Volume (inc UNA)	End of Month - MOI
Jan-00	\$ 685.96	-	-
Jan-00	\$ 670.00	-	-
Nov-00	\$ 672.50	-	-
Dec-00	\$ 672.50	-	-
Dec-00	\$ 672.50	-	-
Feb-01	\$ 672.50	-	-
Apr-01	\$ 672.50	-	-
Jul-01	\$ 672.50	-	-
Aug-01	\$ 672.50	-	-
Jan-02	\$ 672.50	-	-
Mar-02	\$ 672.50	-	-
Jun-03	\$ 672.50	-	-
Oct-06	\$ 672.50	-	-
Aug-06	\$ 672.50	-	-
Jan-09	\$ 672.50	-	-

