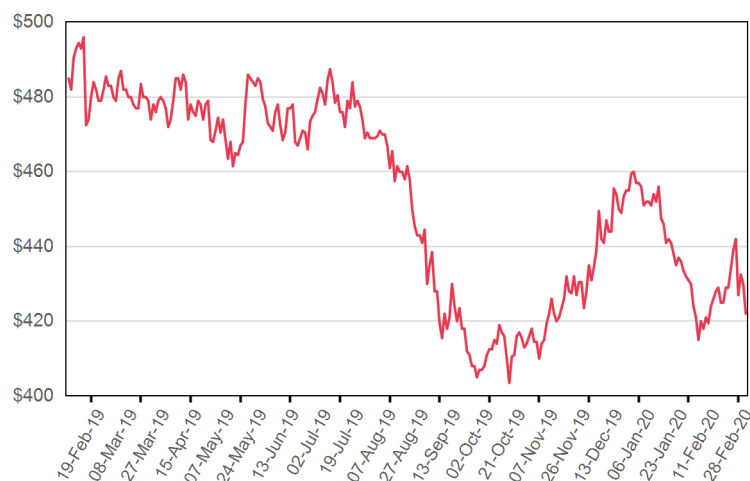
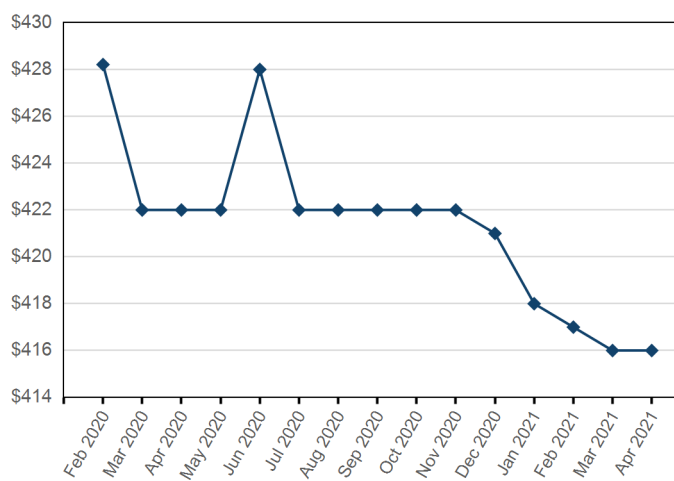


3rd Month



Trade date

Forward curve



Prompt Month

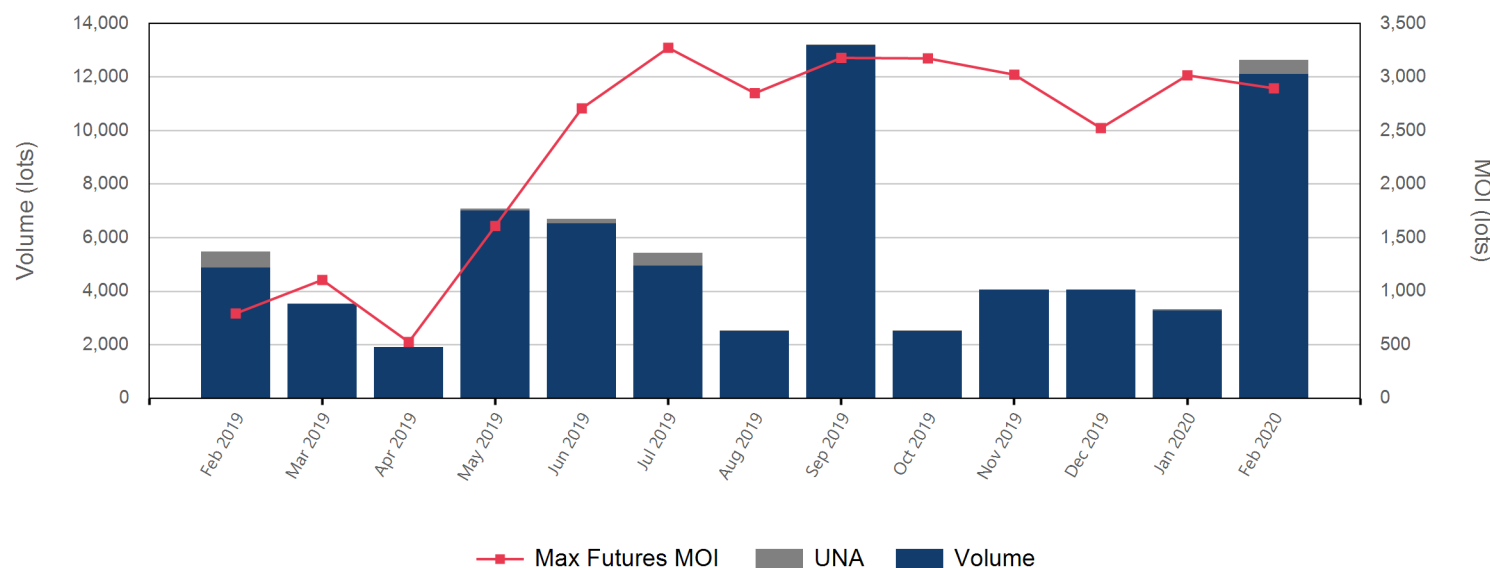
Front Month	
Average	\$423.06
Minimum	\$407.00
Maximum	\$429.00

Volume (Excl UNA) - Feb 2020	
Lots	12,112

Volume - Feb 2020	
Lots	12,632
Tonnes	126,320

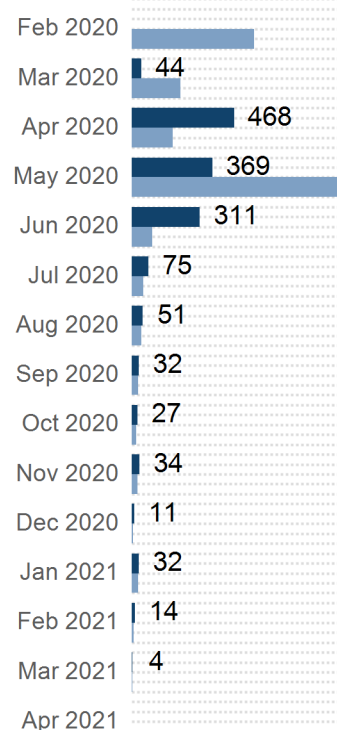
Volume - Year To date	
Lots	15,957
Tonnes	159,570

Volume & Futures Market Open Interest (MOI)

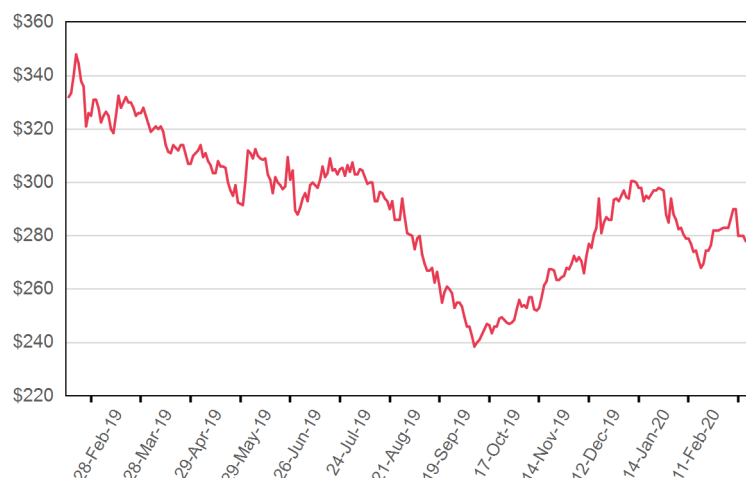


Prompt Month	End of Month - Daily Settlement	Volume	End of Month MOI
Feb 2020	\$428.21	1,870	
Mar 2020	\$422.00	810	44
Apr 2020	\$422.00	1,511	468
May 2020	\$422.00	6,032	369
Jun 2020	\$428.00	1,824	311
Jul 2020	\$422.00	206	75
Aug 2020	\$422.00	54	51
Sep 2020	\$422.00	39	32
Oct 2020	\$422.00	54	27
Nov 2020	\$422.00	56	34
Dec 2020	\$421.00	60	11
Jan 2021	\$418.00	29	32
Feb 2021	\$417.00	54	14
Mar 2021	\$416.00	33	4
Apr 2021	\$416.00		

End of Month MOI Last Month MOI

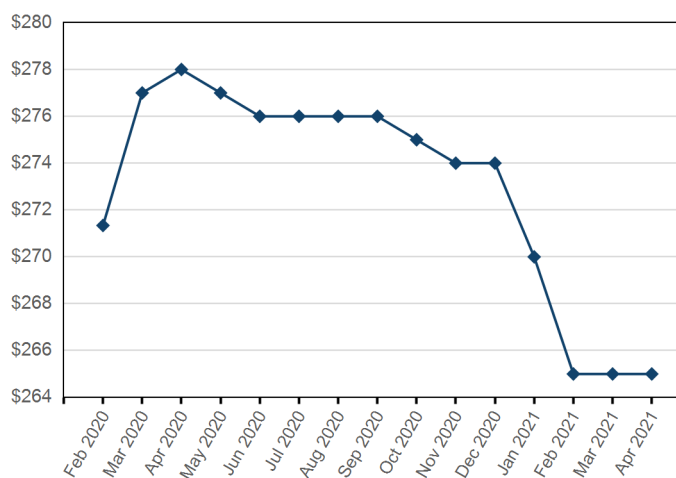


3rd Month



Trade date

Forward curve



Prompt Month

**Front Month**

<b>Average</b>	\$268.17
<b>Minimum</b>	\$255.00
<b>Maximum</b>	\$272.50

**Volume (Excl UNA) - Feb 2020**

<b>Lots</b>	15,902
-------------	--------

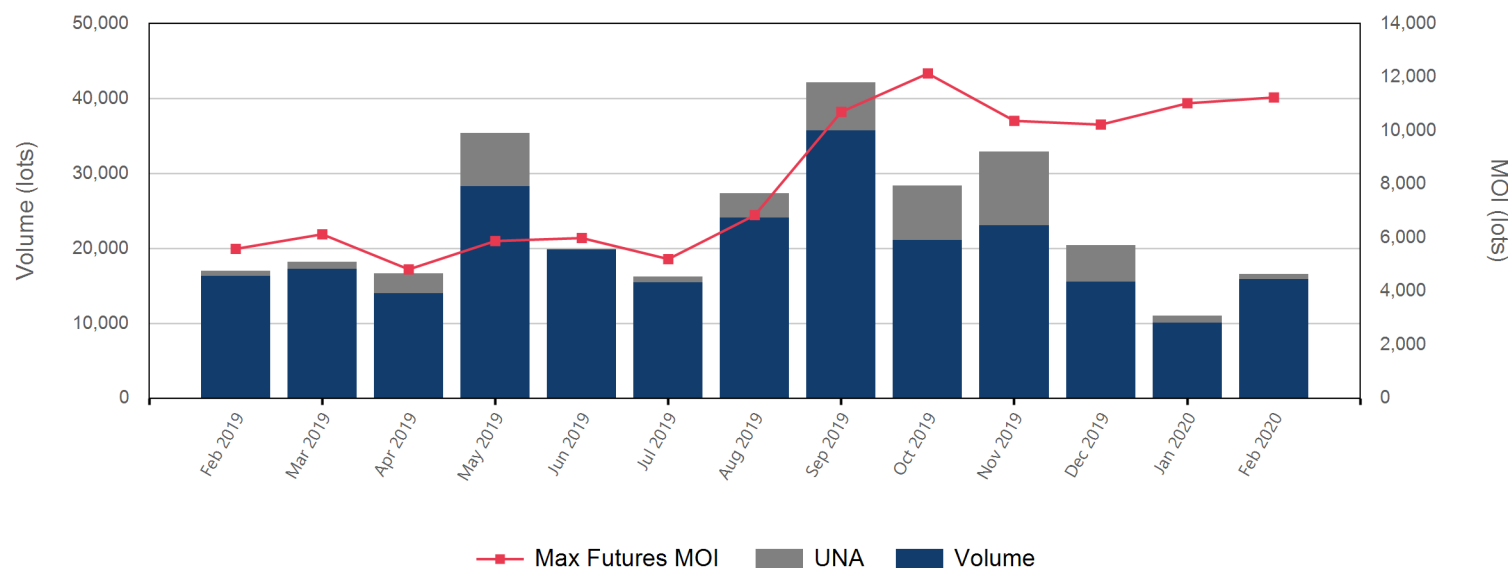
**Volume - Feb 2020**

<b>Lots</b>	16,542
<b>Tonnes</b>	165,420

**Volume - Year To date**

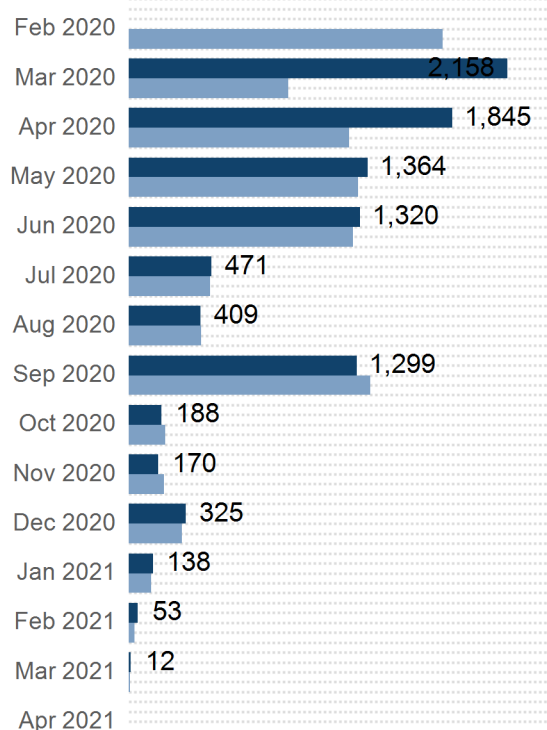
<b>Lots</b>	27,556
<b>Tonnes</b>	275,560

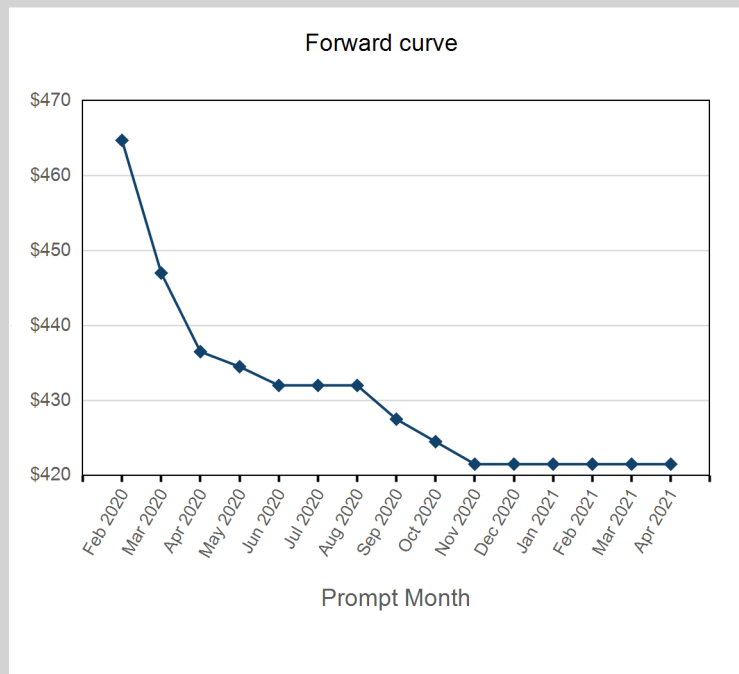
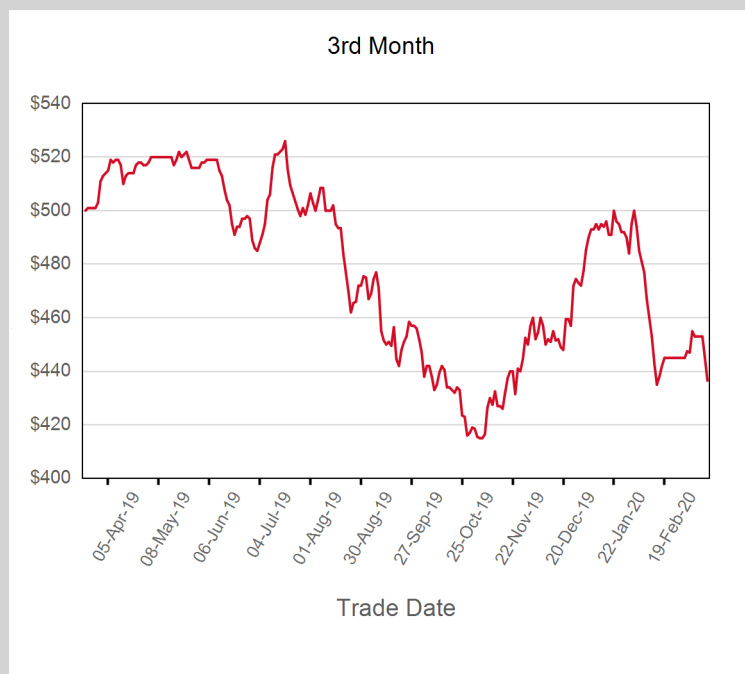
Volume & Futures Market Open Interest (MOI)



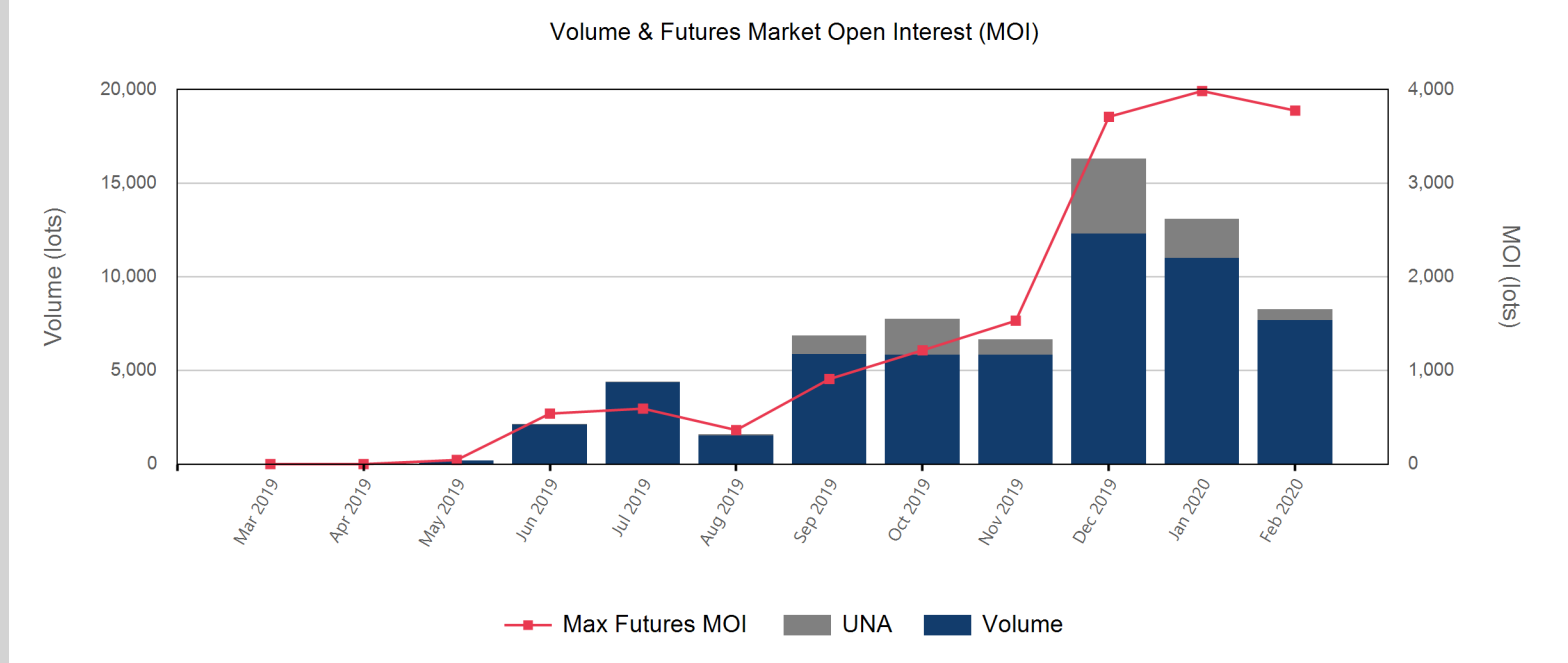
Prompt Month	End of Month - Daily Settlement	Volume	End of Month MOI
Feb 2020	\$271.34	2,552	
Mar 2020	\$277.00	5,687	2,158
Apr 2020	\$278.00	3,683	1,845
May 2020	\$277.00	2,461	1,364
Jun 2020	\$276.00	1,114	1,320
Jul 2020	\$276.00	174	471
Aug 2020	\$276.00	117	409
Sep 2020	\$276.00	93	1,299
Oct 2020	\$275.00	108	188
Nov 2020	\$274.00	124	170
Dec 2020	\$274.00	264	325
Jan 2021	\$270.00	68	138
Feb 2021	\$265.00	79	53
Mar 2021	\$265.00	18	12
Apr 2021	\$265.00		

End of Month MOI Last Month MOI





Front Month	
Average	\$466.06
Minimum	\$459.00
Maximum	\$472.50

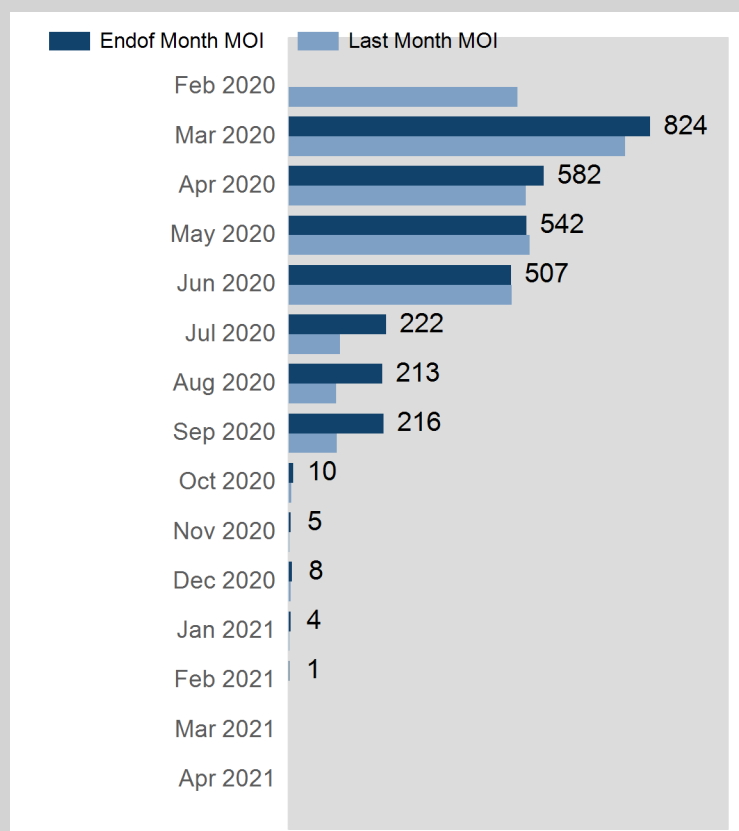


Volume (Excl UNA) - Feb 2020	
Lots	7,670

Volume - Feb 2020	
Lots	8,270
Tonnes	82,700

Volume - Year To date	
Lots	21,371
Tonnes	213,710

Prompt Month	End of Month - Daily Settlement	Volume	Endof Month MOI
Feb 2020	\$464.70	1,006	
Mar 2020	\$447.00	2,640	824
Apr 2020	\$436.50	2,992	582
May 2020	\$434.50	207	542
Jun 2020	\$432.00	418	507
Jul 2020	\$432.00	315	222
Aug 2020	\$432.00	315	213
Sep 2020	\$427.50	323	216
Oct 2020	\$424.50	27	10
Nov 2020	\$421.50	9	5
Dec 2020	\$421.50	9	8
Jan 2021	\$421.50	6	4
Feb 2021	\$421.50	3	1
Mar 2021	\$421.50		
Apr 2021	\$421.50		

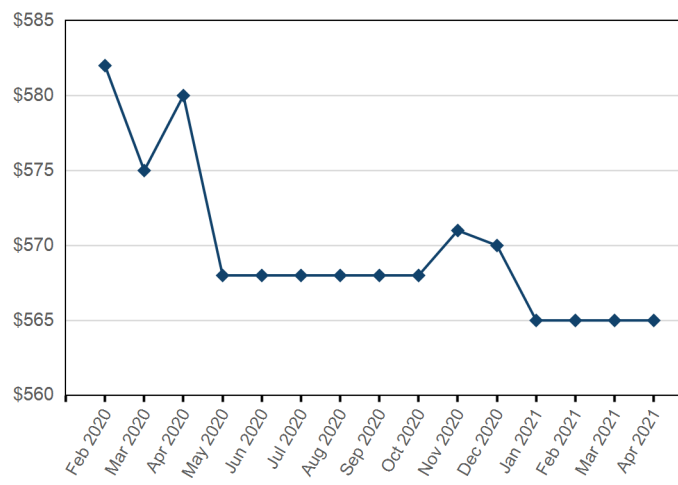


3rd Month



Trade Date

Forward curve



Prompt Month

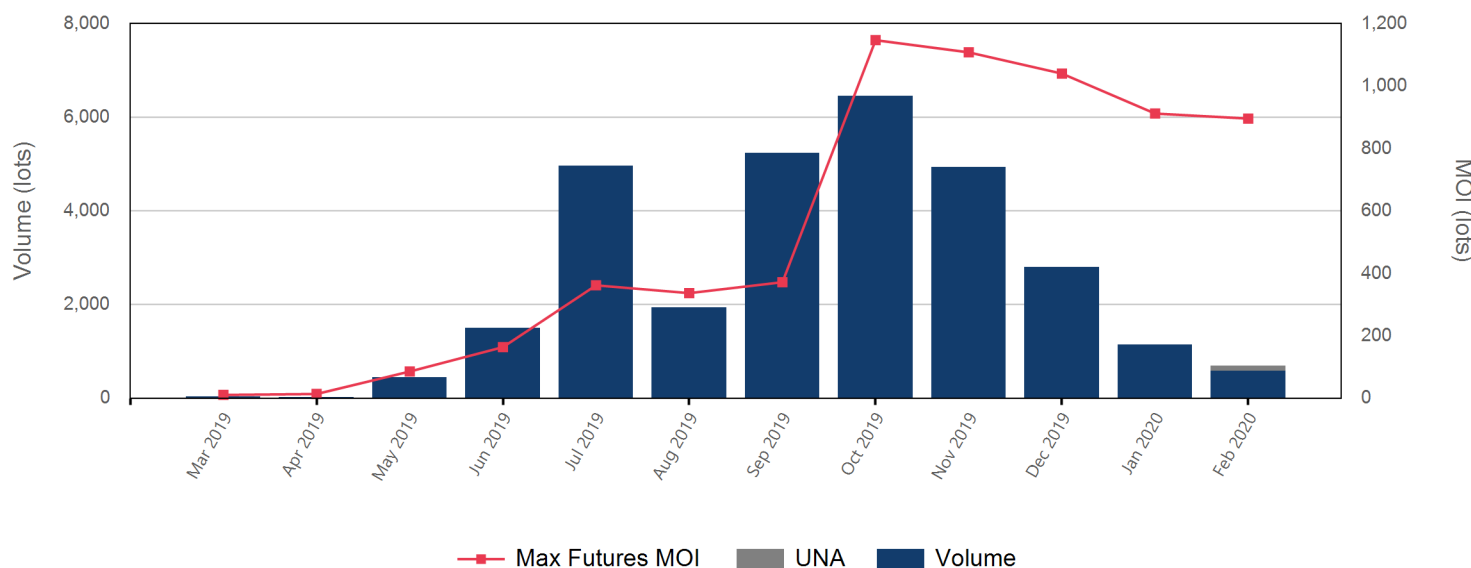
Front Month	
Average	\$579.40
Minimum	\$571.00
Maximum	\$585.00

Volume (Excl UNA) - Feb 2020	
Lots	576

Volume - Feb 2020	
Lots	696
Short tons	6,960

Volume - Year To date	
Lots	1,845
Short tons	18,450

Volume & Futures Market Open Interest (MOI)



Prompt Month	End of Month - Daily Settlement	Volume	Endof Month MOI
Feb 2020	\$582.00	33	
Mar 2020	\$575.00	84	300
Apr 2020	\$580.00	9	16
May 2020	\$568.00	18	29
Jun 2020	\$568.00	234	29
Jul 2020	\$568.00	222	18
Aug 2020	\$568.00	6	20
Sep 2020	\$568.00	18	8
Oct 2020	\$568.00	12	109
Nov 2020	\$571.00	15	102
Dec 2020	\$570.00	12	102
Jan 2021	\$565.00	18	8
Feb 2021	\$565.00	9	3
Mar 2021	\$565.00	6	
Apr 2021	\$565.00		

