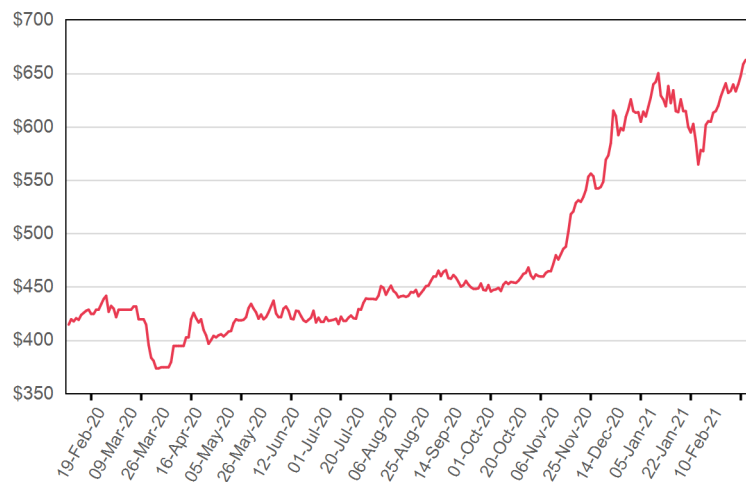
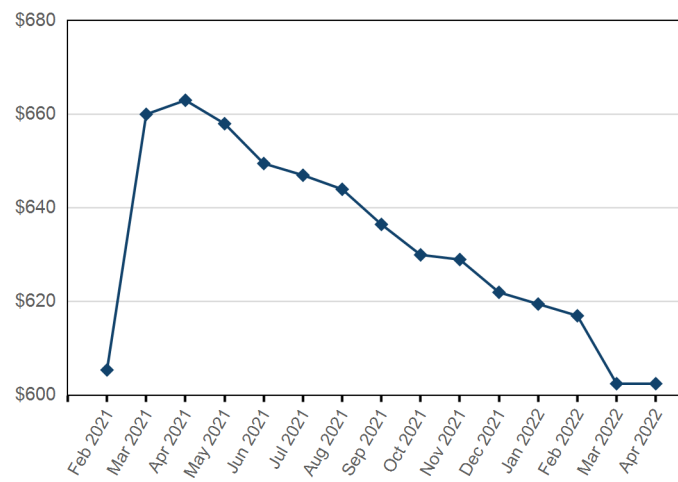


3rd Month



Trade date

Forward curve



Prompt Month

**Front Month**

<b>Average</b>	\$600.05
<b>Minimum</b>	\$563.00
<b>Maximum</b>	\$615.00

**Volume (Excl UNA) - Feb 2021**

<b>Lots</b>	3,563
-------------	-------

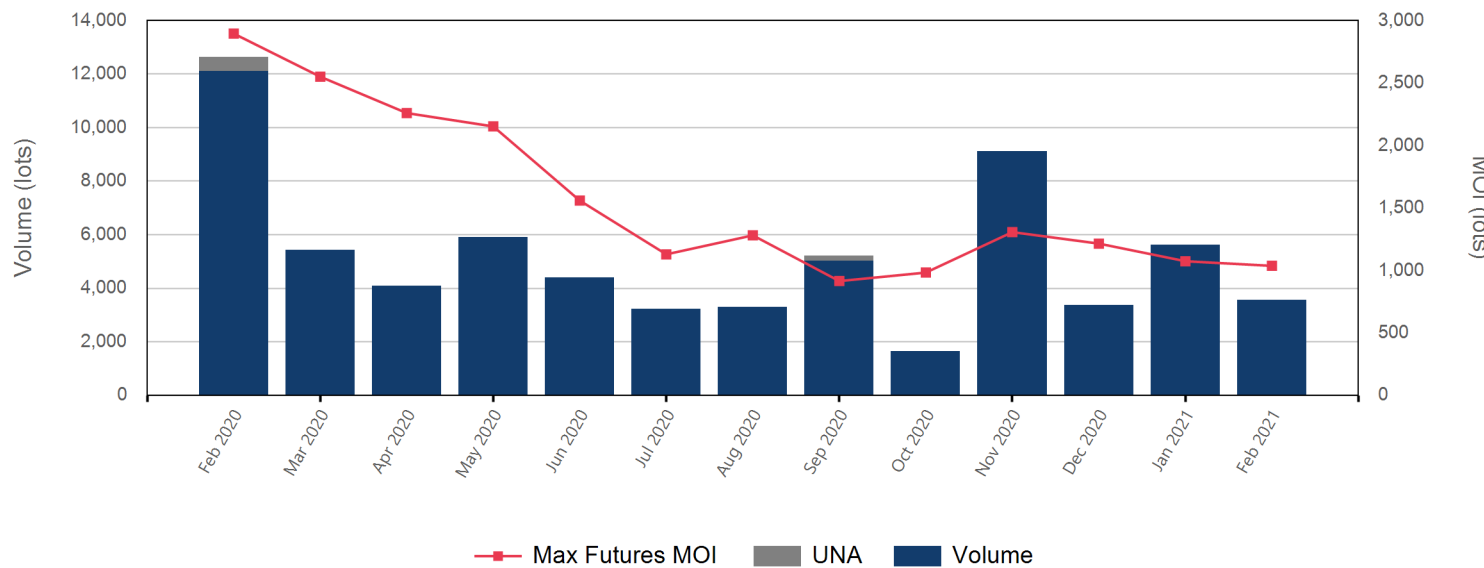
**Volume - Feb 2021**

<b>Lots</b>	3,563
<b>Tonnes</b>	35,630

**Volume - Year To date**

<b>Lots</b>	9,177
<b>Tonnes</b>	91,770

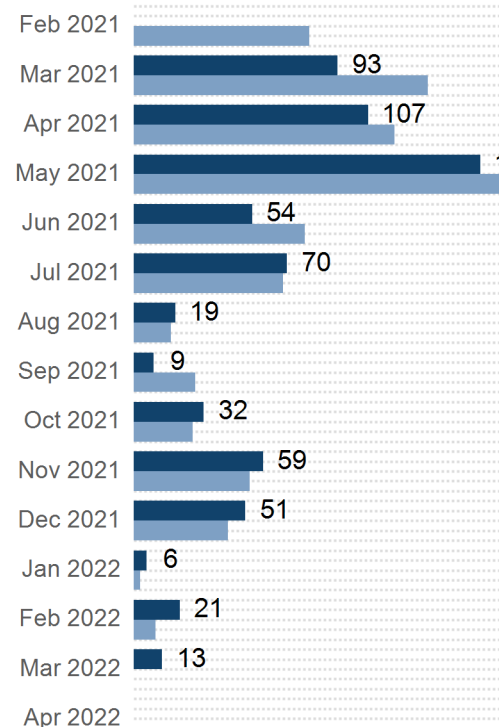
Volume & Futures Market Open Interest (MOI)



— Max Futures MOI    ■ UNA    ■ Volume

Prompt Month	End of Month - Daily Settlement	Volume	End of Month MOI
Feb 2021	\$605.43	538	
Mar 2021	\$660.00	1,163	93
Apr 2021	\$663.00	729	107
May 2021	\$658.00	300	158
Jun 2021	\$649.50	208	54
Jul 2021	\$647.00	214	70
Aug 2021	\$644.00	49	19
Sep 2021	\$636.50	91	9
Oct 2021	\$630.00	46	32
Nov 2021	\$629.00	42	59
Dec 2021	\$622.00	33	51
Jan 2022	\$619.50	27	6
Feb 2022	\$617.00	65	21
Mar 2022	\$602.50	58	13
Apr 2022	\$602.50		

■ End of Month MOI    ■ Last Month MOI

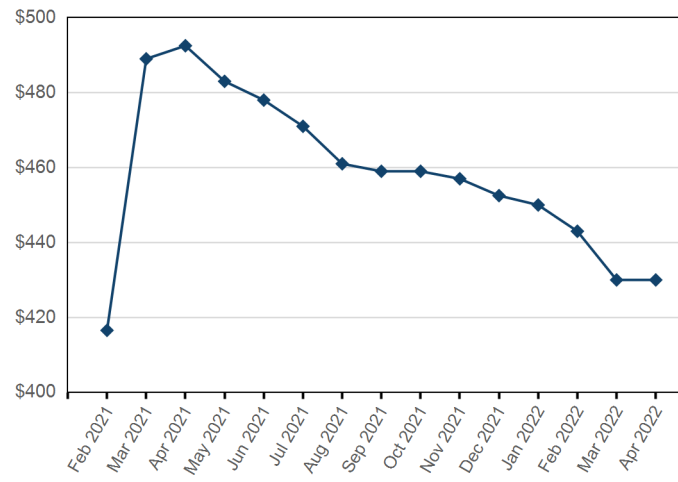


3rd Month



Trade date

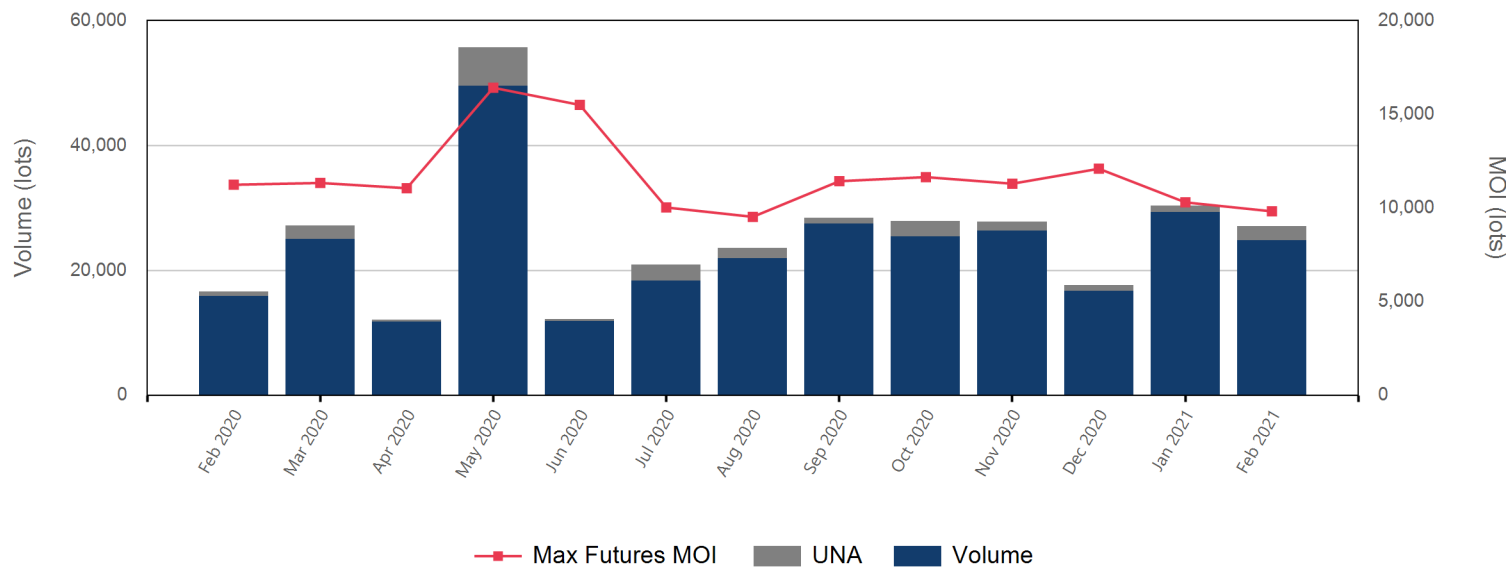
Forward curve



Prompt Month

Front Month	
Average	\$414.03
Minimum	\$387.50
Maximum	\$423.00

Volume & Futures Market Open Interest (MOI)



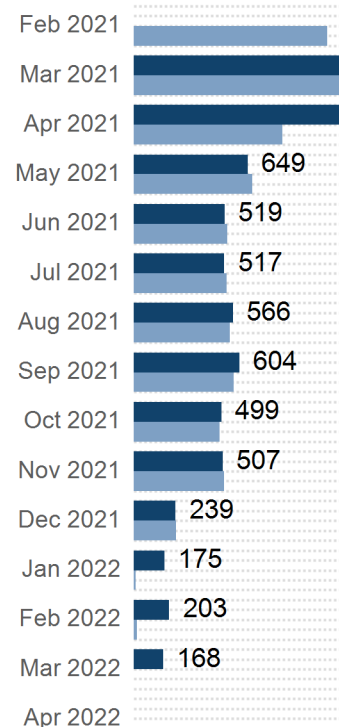
Volume (Excl UNA) - Feb 2021	
Lots	24,811

Volume - Feb 2021	
Lots	27,081
Tonnes	270,810

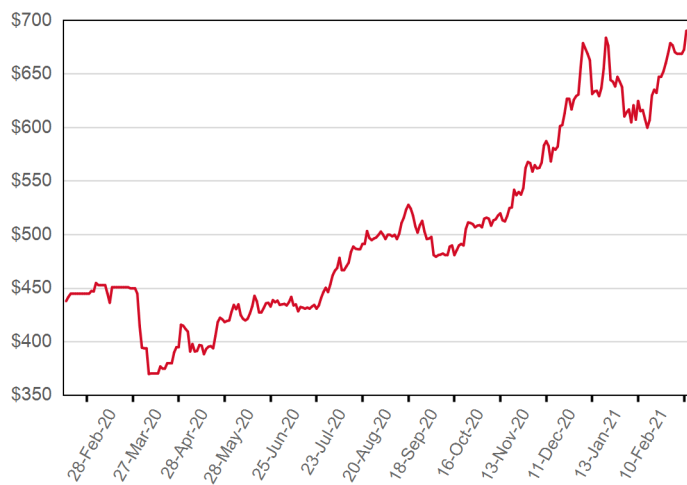
Volume - Year To date	
Lots	57,399
Tonnes	573,990

Prompt Month	End of Month - Daily Settlement	Volume	End of Month MOI
Feb 2021	\$416.55	3,521	
Mar 2021	\$489.00	13,296	1,256
Apr 2021	\$492.50	2,983	1,325
May 2021	\$483.00	1,673	649
Jun 2021	\$478.00	2,314	519
Jul 2021	\$471.00	738	517
Aug 2021	\$461.00	188	566
Sep 2021	\$459.00	166	604
Oct 2021	\$459.00	42	499
Nov 2021	\$457.00	57	507
Dec 2021	\$452.50	31	239
Jan 2022	\$450.00	661	175
Feb 2022	\$443.00	716	203
Mar 2022	\$430.00	695	168
Apr 2022	\$430.00		

End of Month MOI Last Month MOI

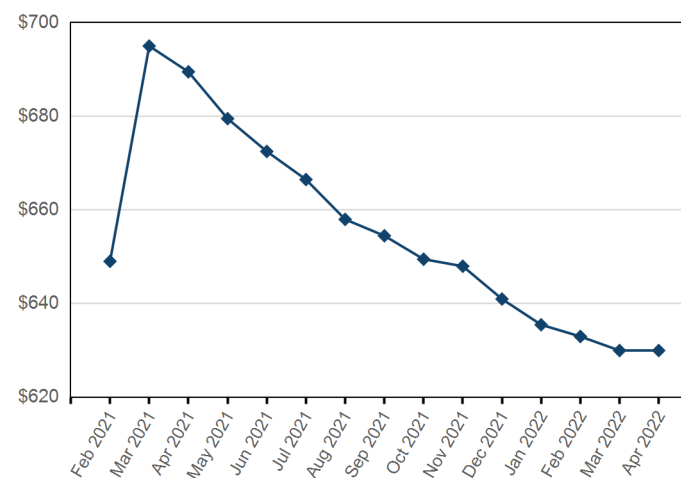


3rd Month



Trade Date

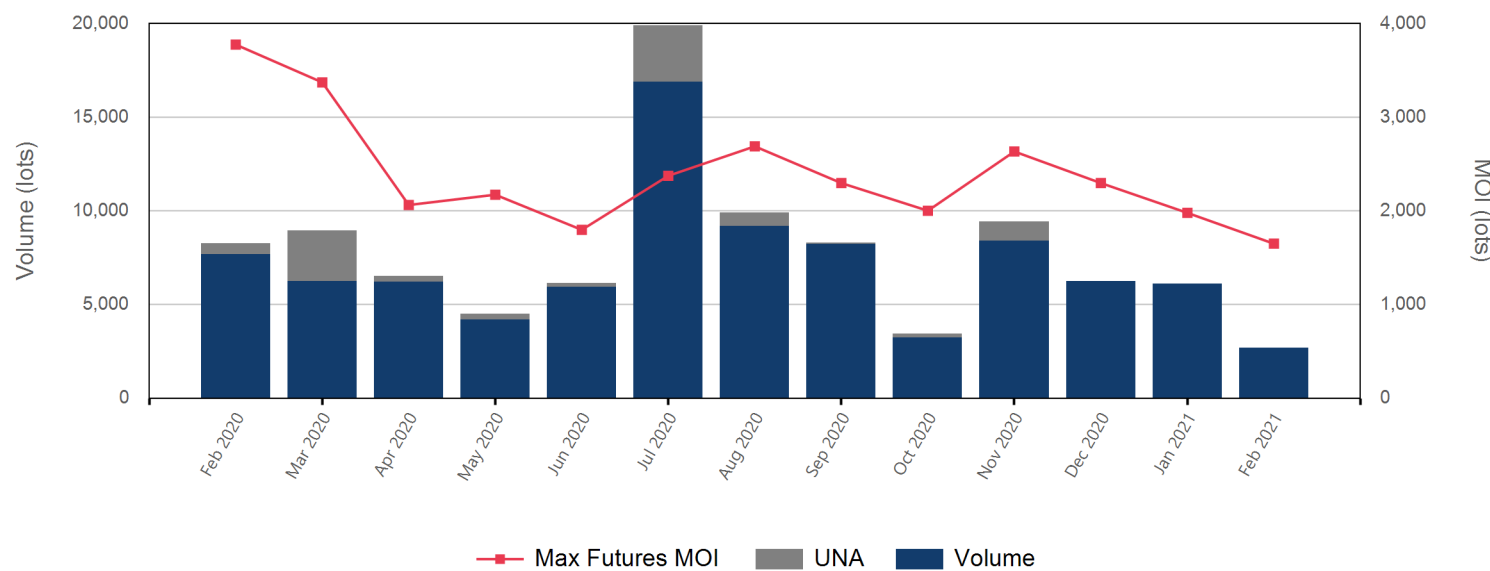
Forward curve



Prompt Month

Front Month	
Average	\$644.28
Minimum	\$615.00
Maximum	\$660.50

Volume & Futures Market Open Interest (MOI)

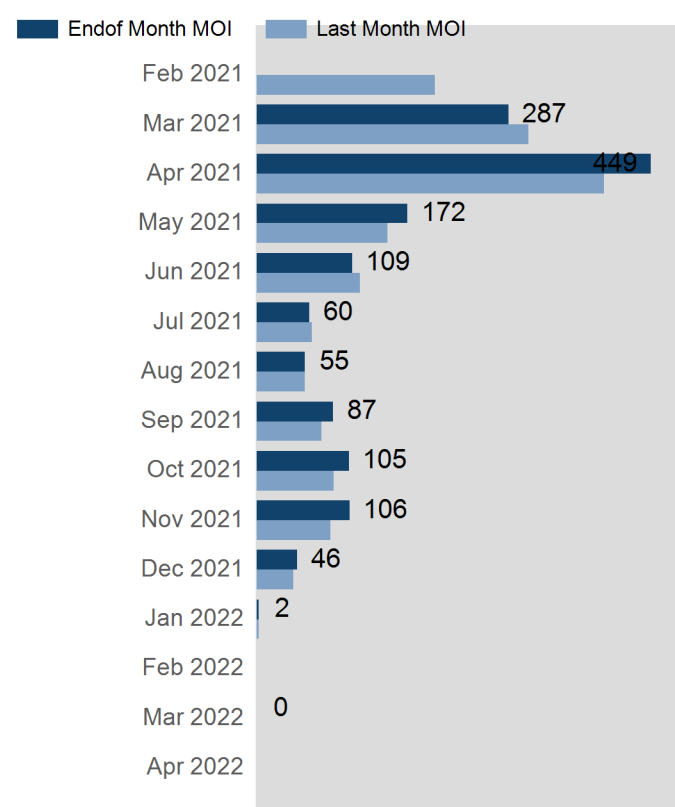


Volume (Excl UNA) - Feb 2021	
Lots	2,700

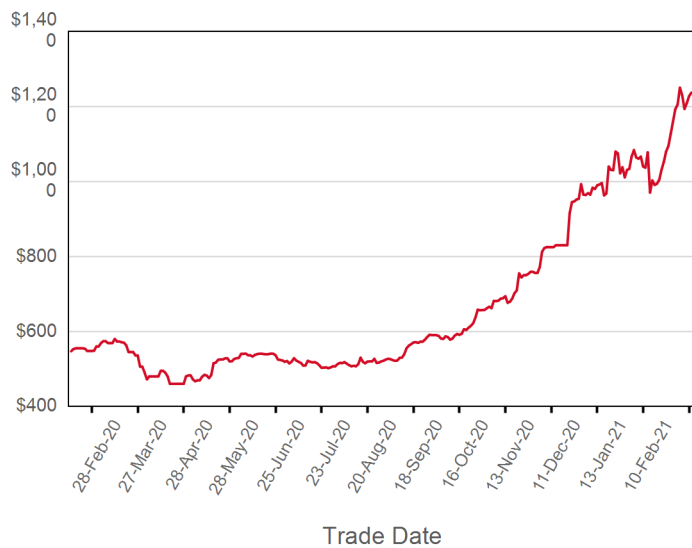
Volume - Feb 2021	
Lots	2,700
Tonnes	27,000

Volume - Year To date	
Lots	8,792
Tonnes	87,920

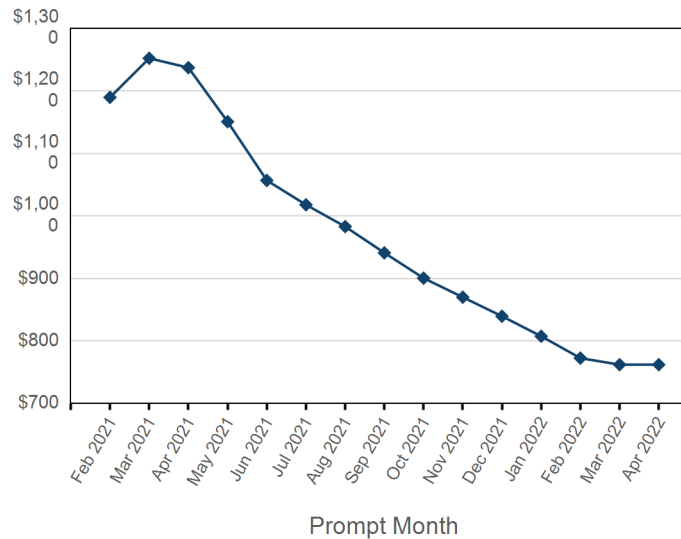
Prompt Month	End of Month - Daily Settlement	Volume	End of Month MOI
Feb 2021	\$649.05	434	
Mar 2021	\$695.00	923	287
Apr 2021	\$689.50	436	449
May 2021	\$679.50	255	172
Jun 2021	\$672.50	147	109
Jul 2021	\$666.50	124	60
Aug 2021	\$658.00	33	55
Sep 2021	\$654.50	94	87
Oct 2021	\$649.50	91	105
Nov 2021	\$648.00	98	106
Dec 2021	\$641.00	50	46
Jan 2022	\$635.50		2
Feb 2022	\$633.00	9	
Mar 2022	\$630.00	6	0
Apr 2022	\$630.00		



3rd Month



Forward curve



**Front Month**

<b>Average</b>	\$1,185.55
<b>Minimum</b>	\$1,135.50
<b>Maximum</b>	\$1,206.00

**Volume (Excl UNA) - Feb 2021**

<b>Lots</b>	1,230
-------------	-------

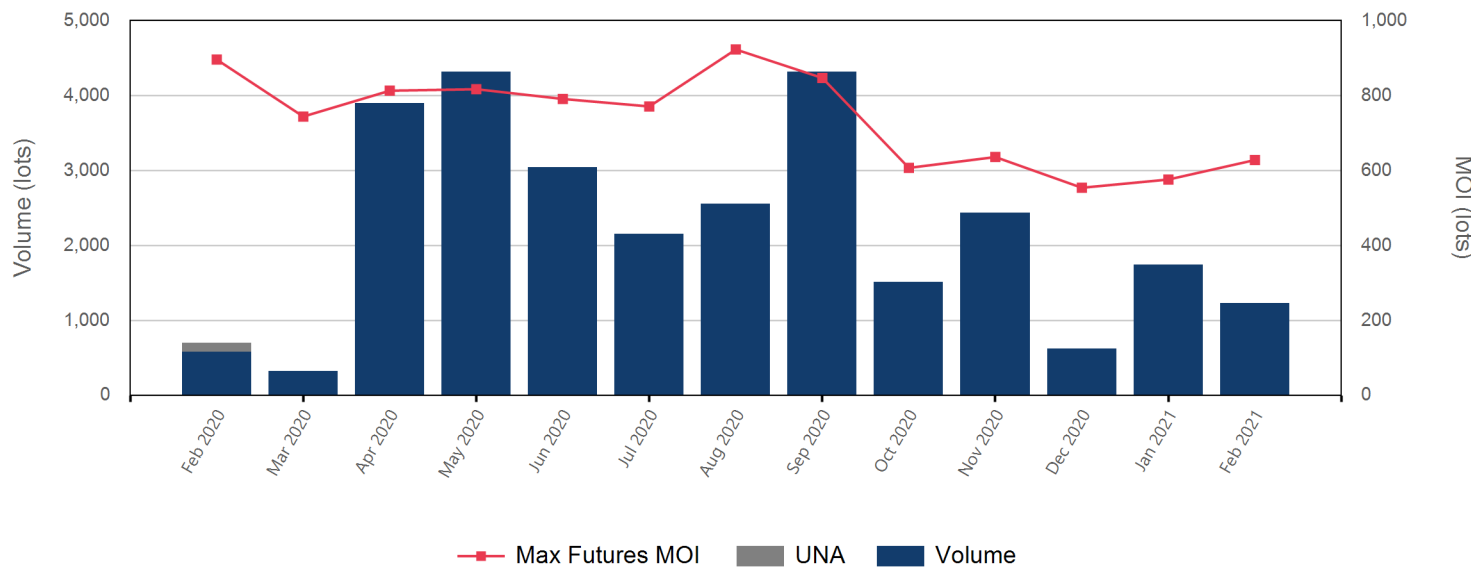
**Volume - Feb 2021**

<b>Lots</b>	1,230
<b>Short tons</b>	12,300

**Volume - Year To date**

<b>Lots</b>	2,971
<b>Short tons</b>	29,710

Volume & Futures Market Open Interest (MOI)



Prompt Month	End of Month - Daily Settlement	Volume	Endof Month MOI
Feb 2021	\$1,190.00	158	
Mar 2021	\$1,252.50	178	121
Apr 2021	\$1,237.50	206	35
May 2021	\$1,151.00	96	27
Jun 2021	\$1,057.00	102	26
Jul 2021	\$1,018.00	93	64
Aug 2021	\$983.00	53	63
Sep 2021	\$941.00	89	48
Oct 2021	\$900.50	91	42
Nov 2021	\$870.00	67	41
Dec 2021	\$839.50	37	29
Jan 2022	\$807.50	20	5
Feb 2022	\$772.50	28	10
Mar 2022	\$762.00	12	0
Apr 2022	\$762.00		

