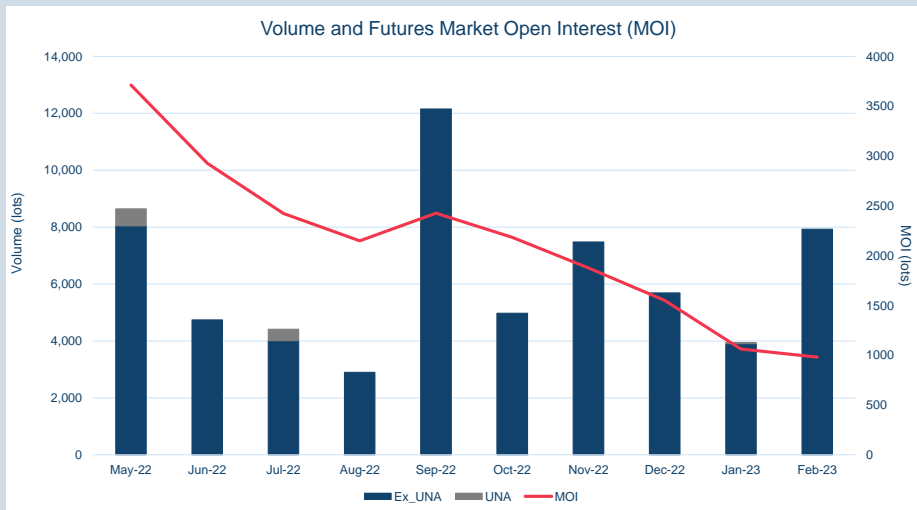


Front Month	
Average	\$706.99
Minimum	\$699.00
Maximum	\$712.00

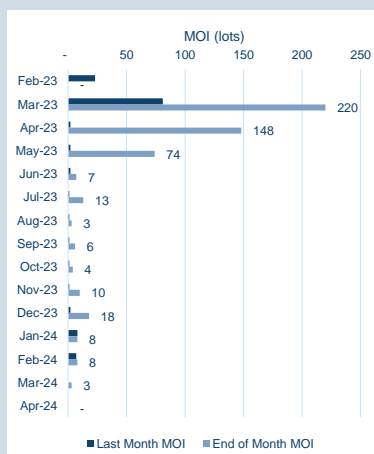
Volume (ex UNA) Feb-2023	
Lots	7,933

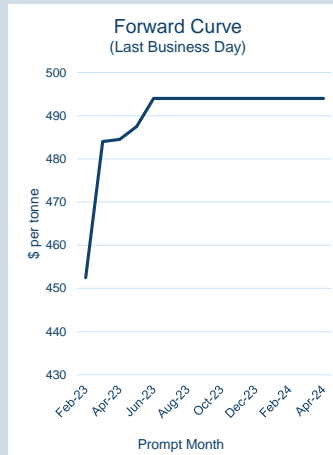
Volume (inc UNA) Feb-2023	
Lots	7,933
Tonnes	79,330

Volume Year To Date	
Lots	11,876
Tonnes	118,760



Prompt Month	End of Month - Daily Settlement	Volume (inc UNA)	End of Month - MOI
Feb-23	\$ 706.88	1,708	-
Mar-23	\$ 764.00	3,704	220
Apr-23	\$ 781.50	1,258	148
May-23	\$ 779.50	694	74
Jun-23	\$ 777.00	120	7
Jul-23	\$ 776.00	167	13
Aug-23	\$ 783.00	44	3
Sep-23	\$ 781.50	34	6
Oct-23	\$ 779.50	19	4
Nov-23	\$ 778.00	34	10
Dec-23	\$ 778.50	77	18
Jan-24	\$ 779.50	30	8
Feb-24	\$ 779.50	19	8
Mar-24	\$ 778.00	25	3
Apr-24	\$ 778.00	-	-



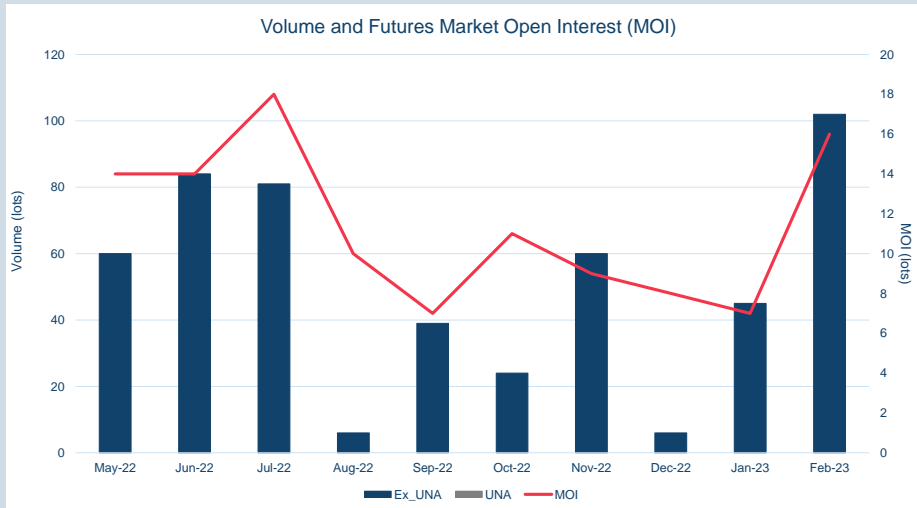


Front Month	
Average	\$449.60
Minimum	\$443.00
Maximum	\$455.00

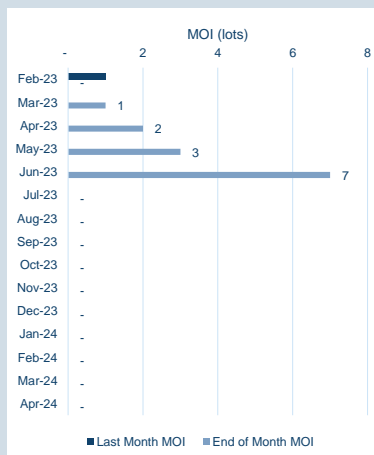
Volume (ex UNA) Feb-2023	
Lots	102

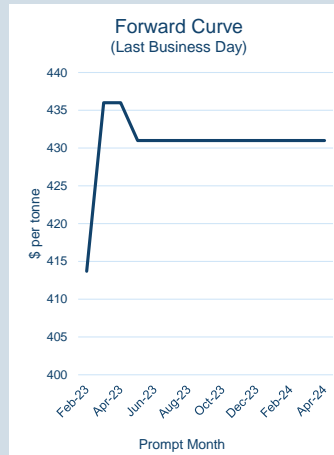
Volume (inc UNA) Feb-2023	
Lots	102
Tonnes	1,020

Volume Year To Date	
Lots	147
Tonnes	1,470



Prompt Month	End of Month - Daily Settlement	Volume (inc UNA)	End of Month - MOI
Feb-23	\$ 452.50	-	-
Mar-23	\$ 484.00	21	1
Apr-23	\$ 484.50	12	2
May-23	\$ 487.50	12	3
Jun-23	\$ 494.00	57	7
Jul-23	\$ 494.00	-	-
Aug-23	\$ 494.00	-	-
Sep-23	\$ 494.00	-	-
Oct-23	\$ 494.00	-	-
Nov-23	\$ 494.00	-	-
Dec-23	\$ 494.00	-	-
Jan-24	\$ 494.00	-	-
Feb-24	\$ 494.00	-	-
Mar-24	\$ 494.00	-	-
Apr-24	\$ 494.00	-	-



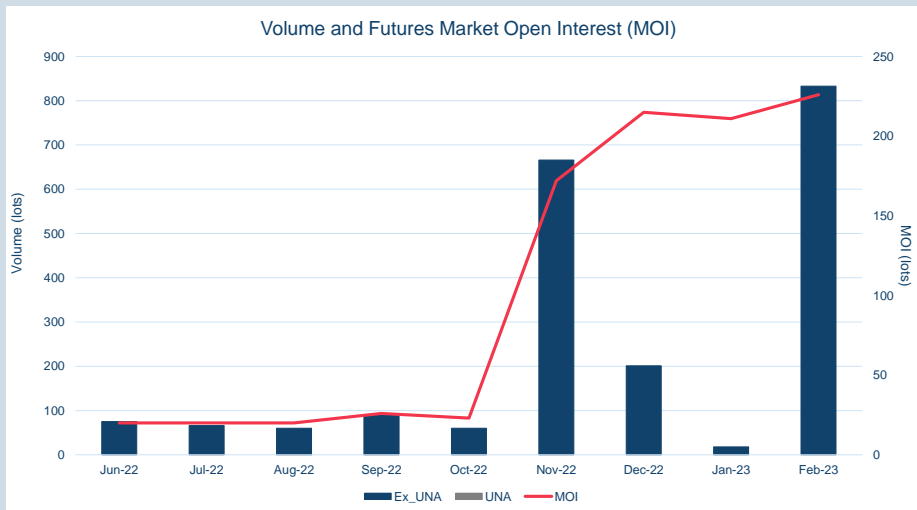


Front Month	
Average	\$414.82
Minimum	\$408.50
Maximum	\$419.00

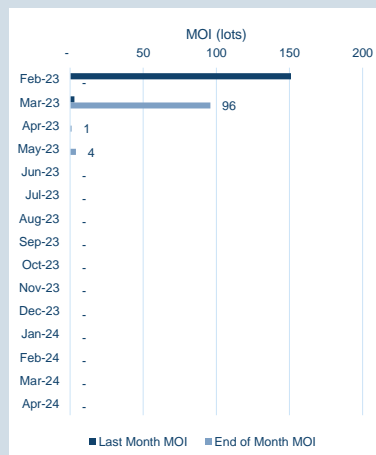
Volume (ex UNA) Feb-2023	
Lots	833

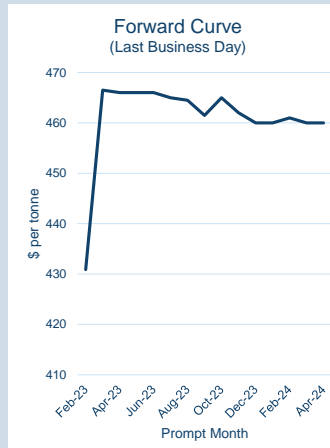
Volume (inc UNA) Feb-2023	
Lots	833
Tonnes	8,330

Volume Year To Date	
Lots	851
Tonnes	8,510



Prompt Month	End of Month - Daily Settlement	Volume (inc UNA)	End of Month - MOI
Feb-23	\$ 413.70	353	-
Mar-23	\$ 436.00	438	96
Apr-23	\$ 436.00	15	1
May-23	\$ 431.00	18	4
Jun-23	\$ 431.00	9	-
Jul-23	\$ 431.00	-	-
Aug-23	\$ 431.00	-	-
Sep-23	\$ 431.00	-	-
Oct-23	\$ 431.00	-	-
Nov-23	\$ 431.00	-	-
Dec-23	\$ 431.00	-	-
Jan-24	\$ 431.00	-	-
Feb-24	\$ 431.00	-	-
Mar-24	\$ 431.00	-	-
Apr-24	\$ 431.00	-	-



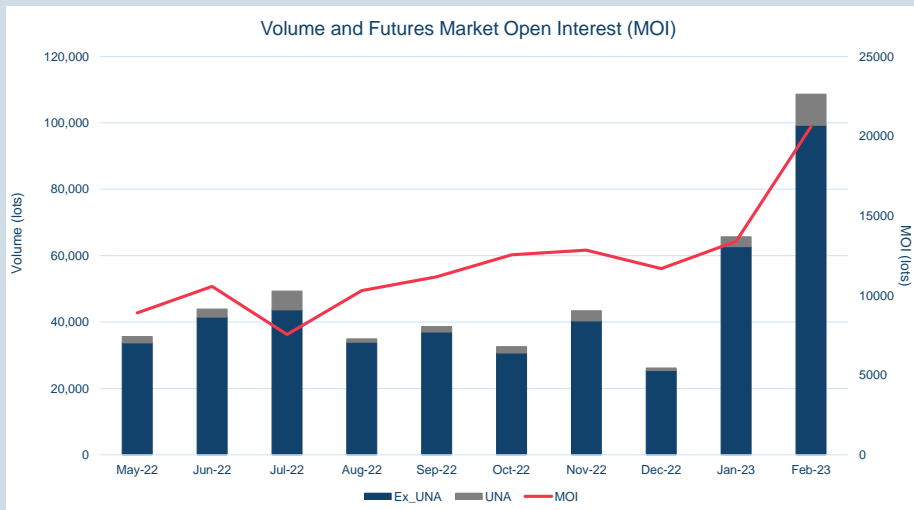


Front Month	
Average	\$426.52
Minimum	\$415.00
Maximum	\$433.00

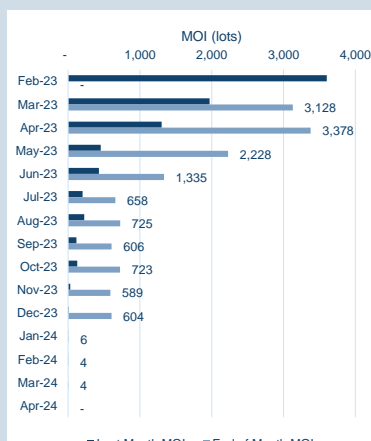
Volume (ex UNA) Feb-2023	
Lots	99,261

Volume (inc UNA) Feb-2023	
Lots	108,671
Tonnes	1,086,710

Volume Year To Date	
Lots	174,343
Tonnes	1,743,430



Prompt Month	End of Month - Daily Settlement	Volume (inc UNA)	End of Month - MOI
Feb-23	\$ 430.88	9,326	-
Mar-23	\$ 466.50	26,809	3,128
Apr-23	\$ 466.00	25,144	3,378
May-23	\$ 466.00	13,165	2,228
Jun-23	\$ 466.00	7,215	1,335
Jul-23	\$ 465.00	6,037	658
Aug-23	\$ 464.50	4,988	725
Sep-23	\$ 461.50	4,941	606
Oct-23	\$ 465.00	3,580	723
Nov-23	\$ 462.00	3,779	589
Dec-23	\$ 460.00	3,570	604
Jan-24	\$ 460.00	22	6
Feb-24	\$ 461.00	49	4
Mar-24	\$ 460.00	46	4
Apr-24	\$ 460.00	-	-



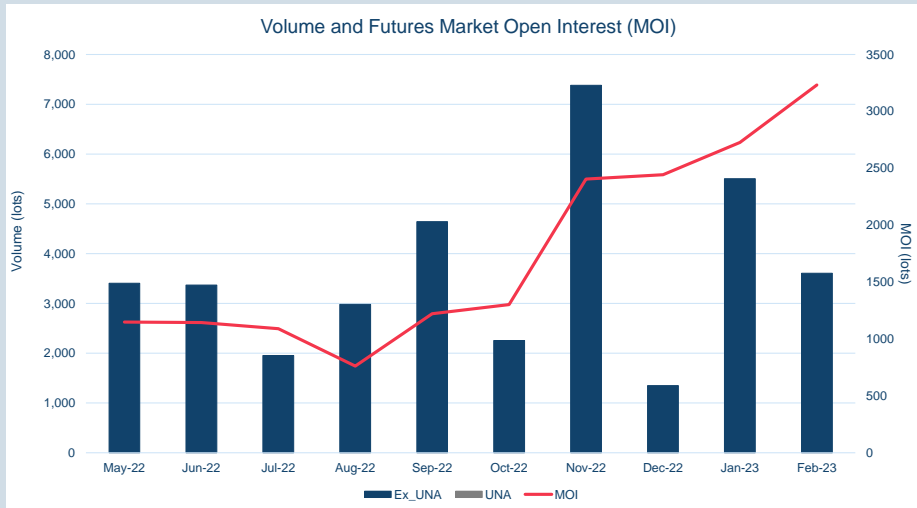


Front Month	
Average	\$640.24
Minimum	\$623.00
Maximum	\$646.50

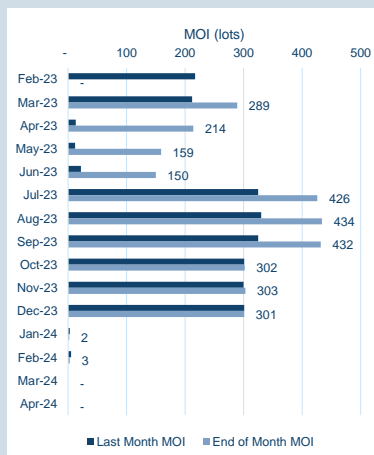
Volume (ex UNA) Feb-2023	
Lots	3,604

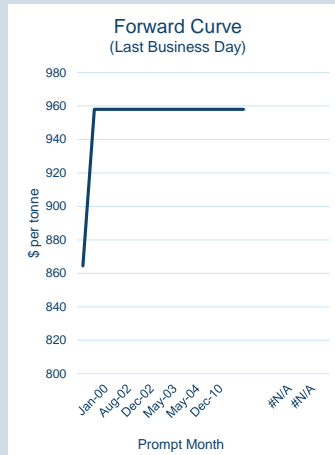
Volume (inc UNA) Feb-2023	
Lots	3,604
Tonnes	36,040

Volume Year To Date	
Lots	9,109
Tonnes	91,090



Prompt Month	End of Month - Daily Settlement	Volume (inc UNA)	End of Month - MOI
Feb-23	\$ 638.80	128	-
Mar-23	\$ 655.00	339	289
Apr-23	\$ 667.50	787	214
May-23	\$ 665.50	706	159
Jun-23	\$ 663.00	610	150
Jul-23	\$ 662.50	358	426
Aug-23	\$ 665.00	311	434
Sep-23	\$ 663.50	306	432
Oct-23	\$ 660.50	-	302
Nov-23	\$ 662.00	11	303
Dec-23	\$ 662.00	20	301
Jan-24	\$ 662.00	2	2
Feb-24	\$ 659.50	26	3
Mar-24	\$ 662.00	-	-
Apr-24	\$ 662.00	-	-



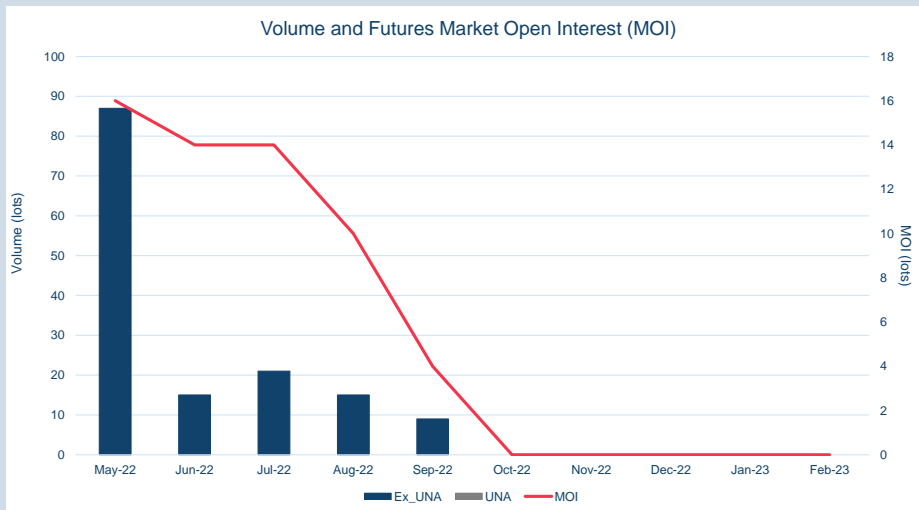


Front Month	
Average	\$820.42
Minimum	\$771.00
Maximum	\$864.47

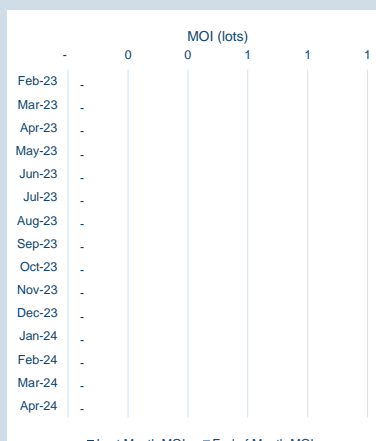
Volume (ex UNA)	Feb-2023
Lots	-

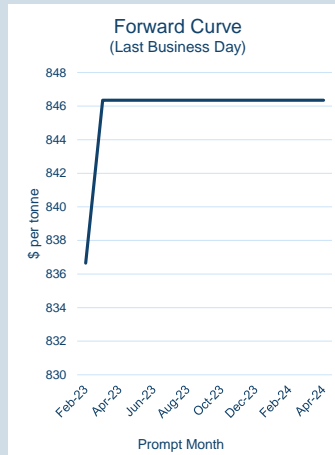
Volume (inc UNA)	Feb-2023
Lots	-
Tonnes	-

Volume	Year To Date
Lots	-
Tonnes	-



Prompt Month	End of Month - Daily Settlement	Volume (inc UNA)	End of Month - MOI
Jan-00	\$ 864.47	-	-
Jan-00	\$ 958.00	-	-
Jan-00	\$ 958.00	-	-
Jan-00	\$ 958.00	-	-
Aug-02	\$ 958.00	-	-
Jul-02	\$ 958.00	-	-
Dec-02	\$ 958.00	-	-
Dec-02	\$ 958.00	-	-
May-03	\$ 958.00	-	-
May-03	\$ 958.00	-	-
May-04	\$ 958.00	-	-
Jun-07	\$ 958.00	-	-
Dec-10	\$ 958.00	-	-
Feb-11	\$ 958.00	-	-
Jan-00	\$ 958.00	-	-



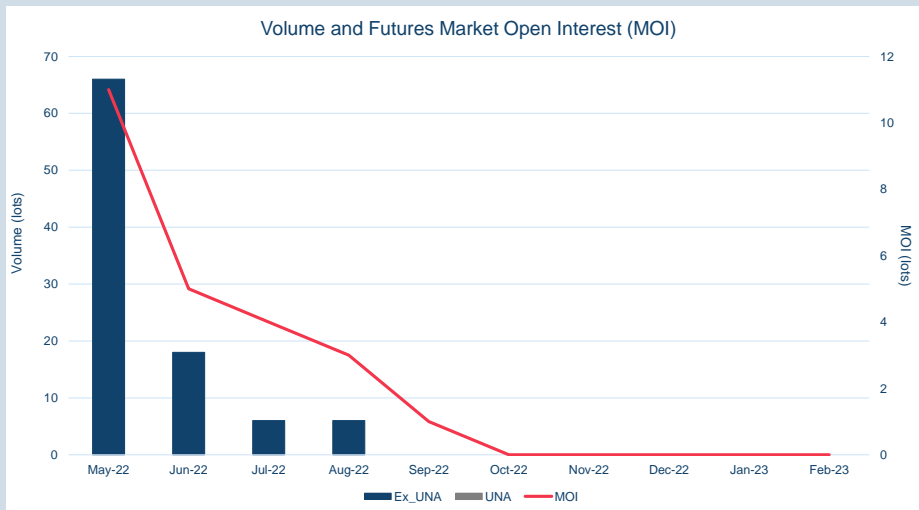


Front Month	
Average	\$830.37
Minimum	\$814.14
Maximum	\$837.88

Volume (ex UNA) Feb-2023	
Lots	-

Volume (inc UNA) Feb-2023	
Lots	-
Tonnes	-

Volume Year To Date	
Lots	-
Tonnes	-



Prompt Month	End of Month - Daily Settlement	Volume (inc UNA)	End of Month - MOI
Feb-23	\$ 836.65	-	-
Mar-23	\$ 846.35	-	-
Apr-23	\$ 846.35	-	-
May-23	\$ 846.35	-	-
Jun-23	\$ 846.35	-	-
Jul-23	\$ 846.35	-	-
Aug-23	\$ 846.35	-	-
Sep-23	\$ 846.35	-	-
Oct-23	\$ 846.35	-	-
Nov-23	\$ 846.35	-	-
Dec-23	\$ 846.35	-	-
Jan-24	\$ 846.35	-	-
Feb-24	\$ 846.35	-	-
Mar-24	\$ 846.35	-	-
Apr-24	\$ 846.35	-	-

