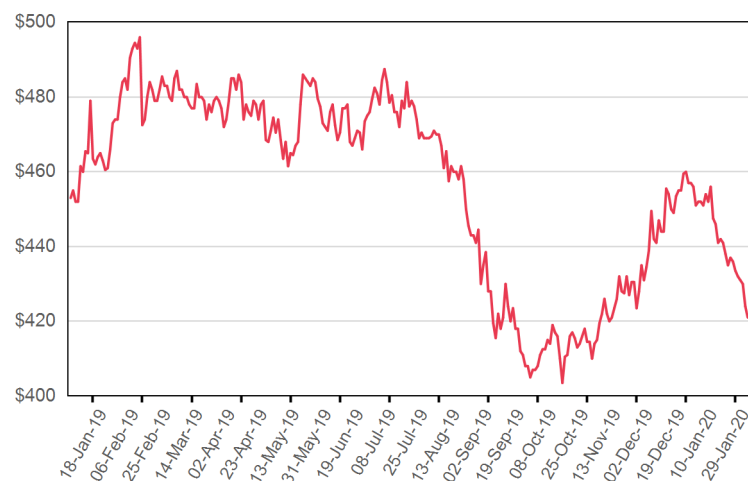
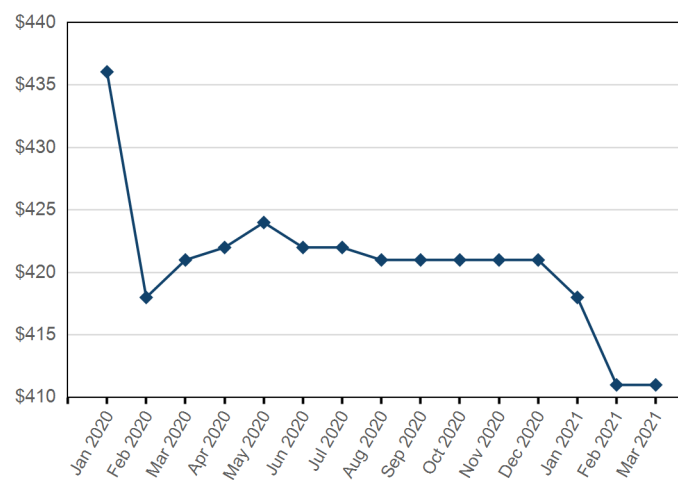


3rd Month



Trade date

Forward curve



Prompt Month

Front Month	
Average	\$439.50
Minimum	\$433.00
Maximum	\$450.00

Volume (Excl UNA) - Jan 2020

Lots	3,264
------	-------

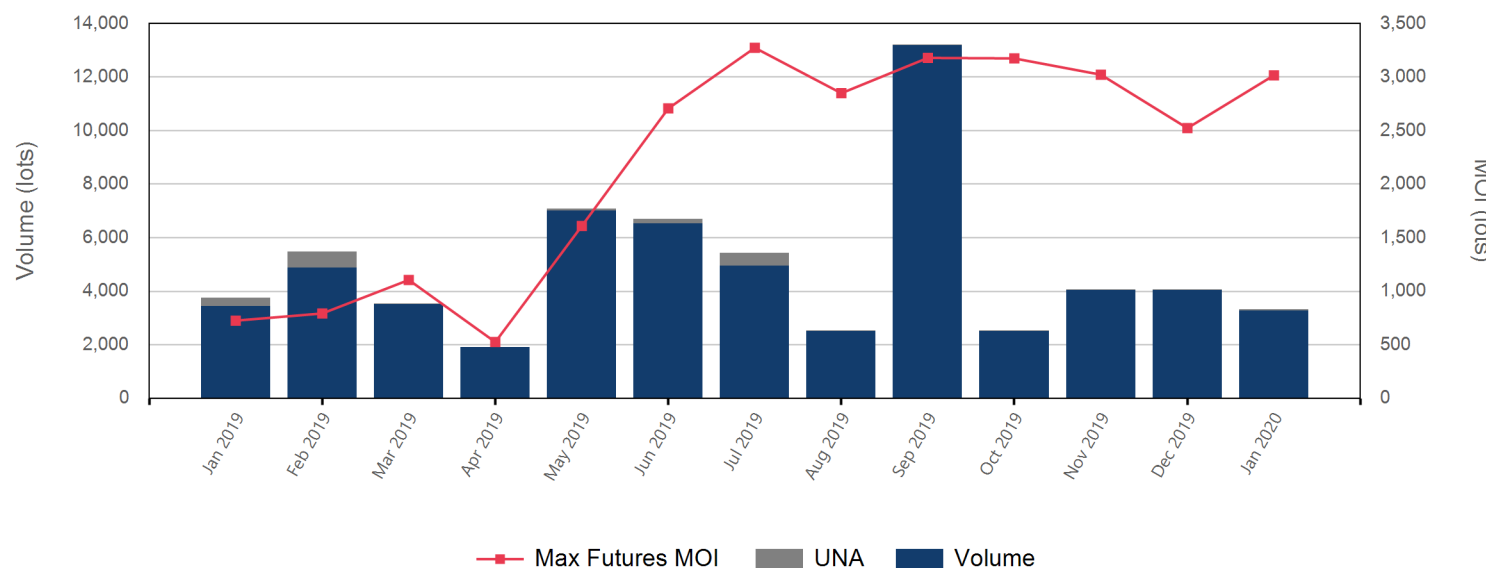
Volume - Jan 2020

Lots	3,325
Tonnes	33,250

Volume - Year To date

Lots	3,325
Tonnes	33,250

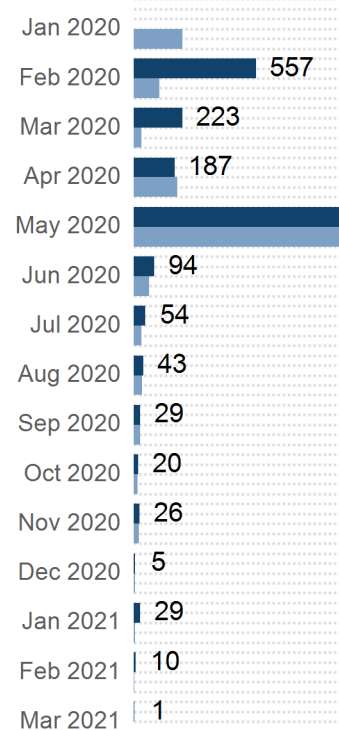
Volume & Futures Market Open Interest (MOI)



— Max Futures MOI ■ UNA ■ Volume

Prompt Month	End of Month - Daily Settlement	Volume	End of Month MOI
Jan 2020	\$436.06	46	
Feb 2020	\$418.00	1,841	557
Mar 2020	\$421.00	666	223
Apr 2020	\$422.00	96	187
May 2020	\$424.00	158	1,559
Jun 2020	\$422.00	231	94
Jul 2020	\$422.00	81	54
Aug 2020	\$421.00	18	43
Sep 2020	\$421.00	3	29
Oct 2020	\$421.00	3	20
Nov 2020	\$421.00	5	26
Dec 2020	\$421.00	48	5
Jan 2021	\$418.00	99	29
Feb 2021	\$411.00	27	10
Mar 2021	\$411.00	3	1

■ End of Month MOI ■ Last Month MOI

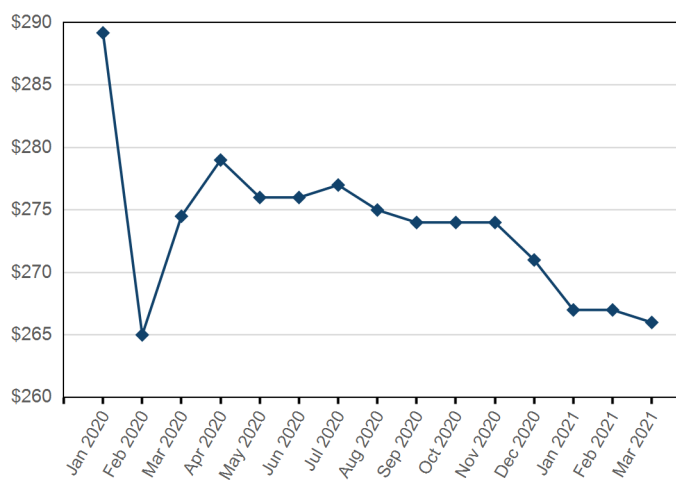


3rd Month



Trade date

Forward curve



Prompt Month

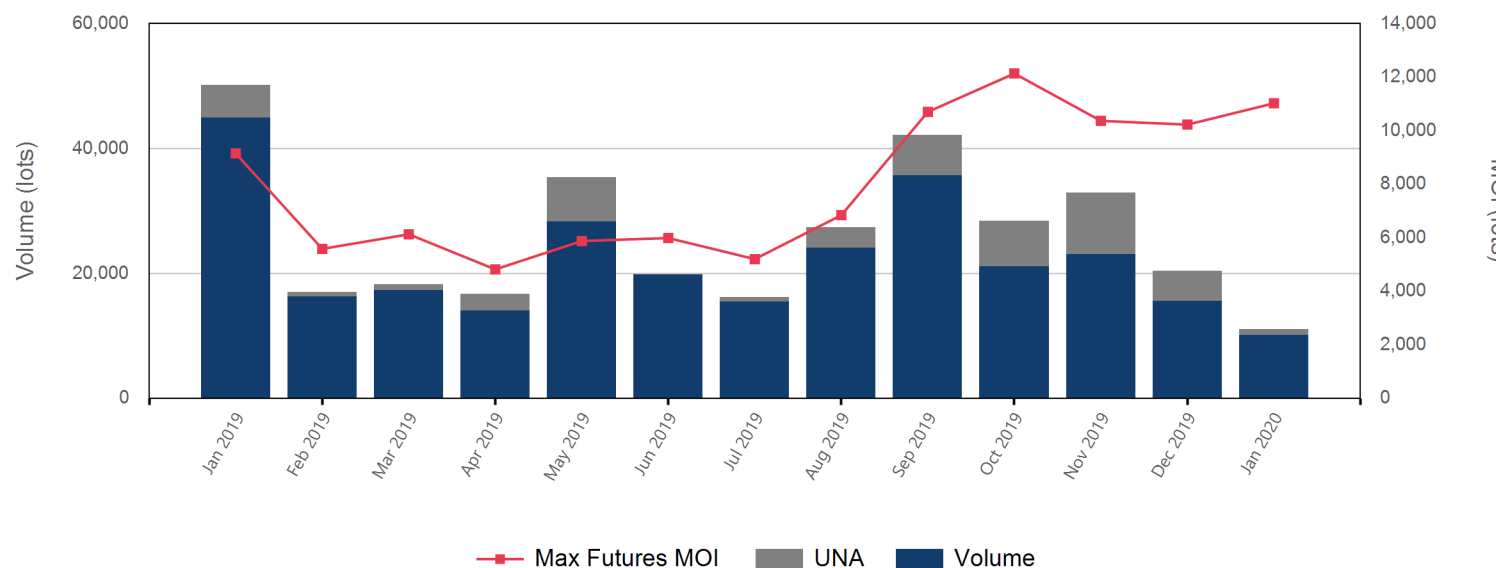
Front Month	
Average	\$293.71
Minimum	\$284.00
Maximum	\$302.00

Volume (Excl UNA) - Jan 2020	
Lots	10,093

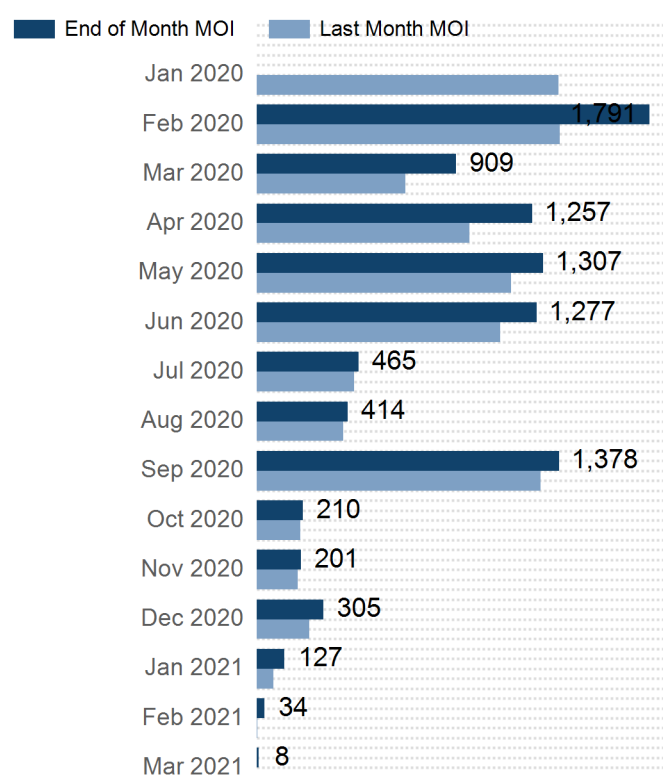
Volume - Jan 2020	
Lots	11,014
Tonnes	110,140

Volume - Year To date	
Lots	11,014
Tonnes	110,140

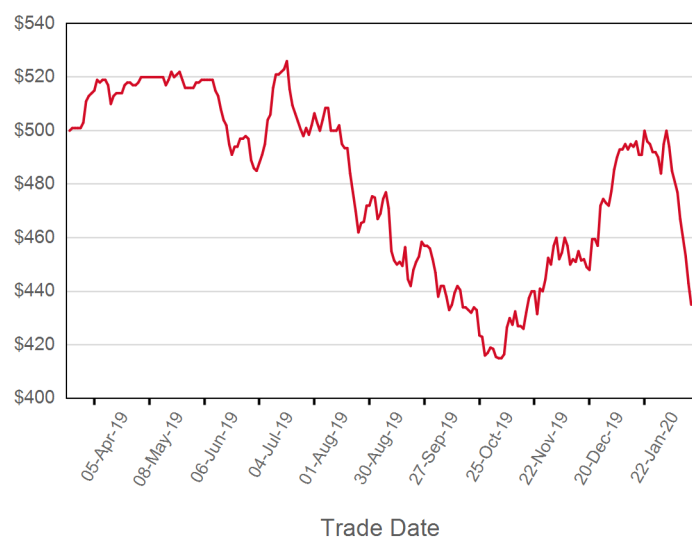
Volume & Futures Market Open Interest (MOI)



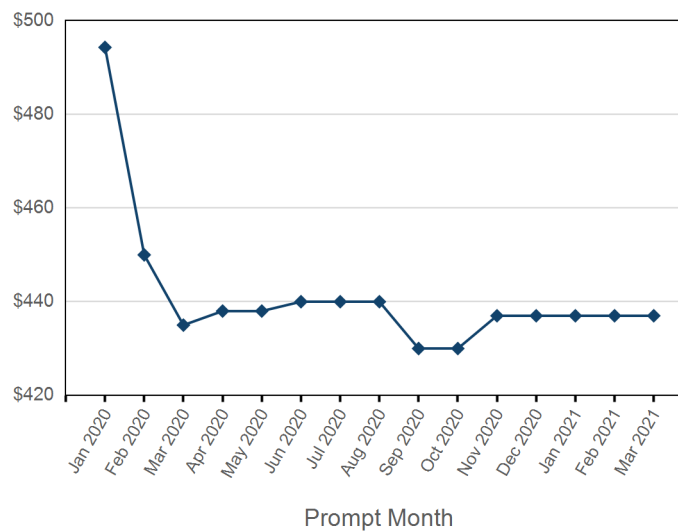
Prompt Month	End of Month - Daily Settlement	Volume	End of Month MOI
Jan 2020	\$289.18	72	
Feb 2020	\$265.00	5,737	1,791
Mar 2020	\$274.50	1,163	909
Apr 2020	\$279.00	1,279	1,257
May 2020	\$276.00	875	1,307
Jun 2020	\$276.00	849	1,277
Jul 2020	\$277.00	154	465
Aug 2020	\$275.00	71	414
Sep 2020	\$274.00	255	1,378
Oct 2020	\$274.00	30	210
Nov 2020	\$274.00	48	201
Dec 2020	\$271.00	189	305
Jan 2021	\$267.00	160	127
Feb 2021	\$267.00	99	34
Mar 2021	\$266.00	33	8



3rd Month

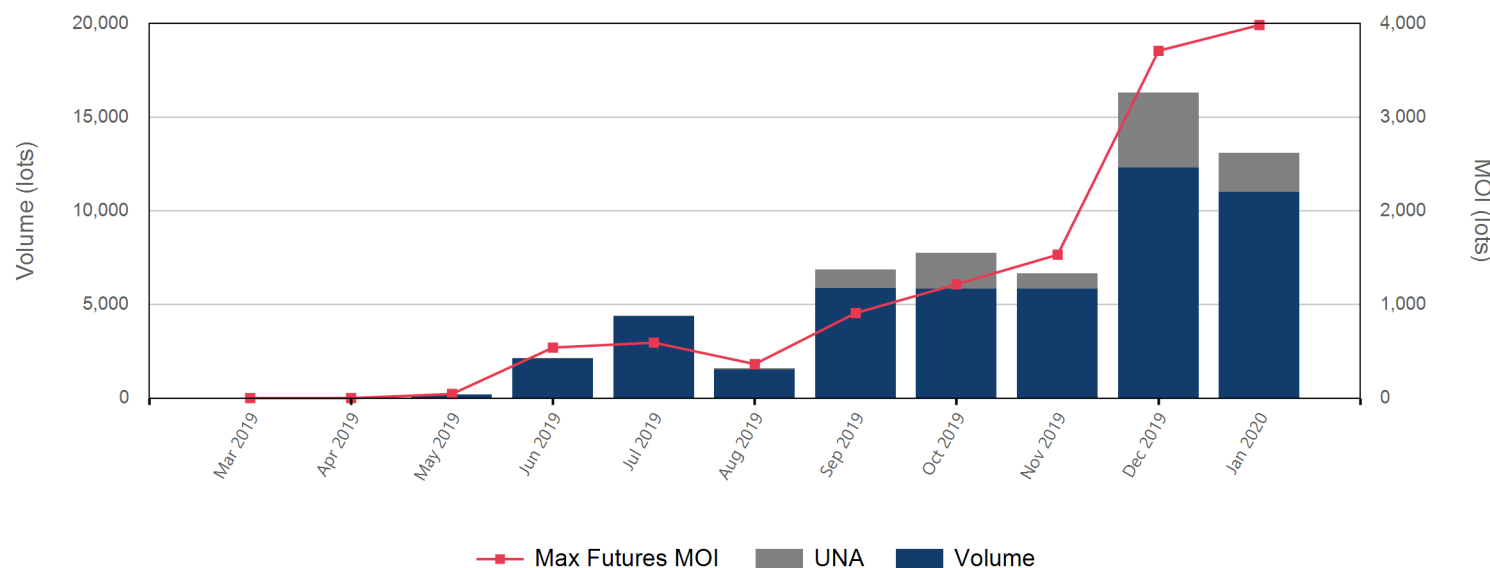


Forward curve



Front Month	
Average	\$492.90
Minimum	\$483.00
Maximum	\$499.00

Volume & Futures Market Open Interest (MOI)

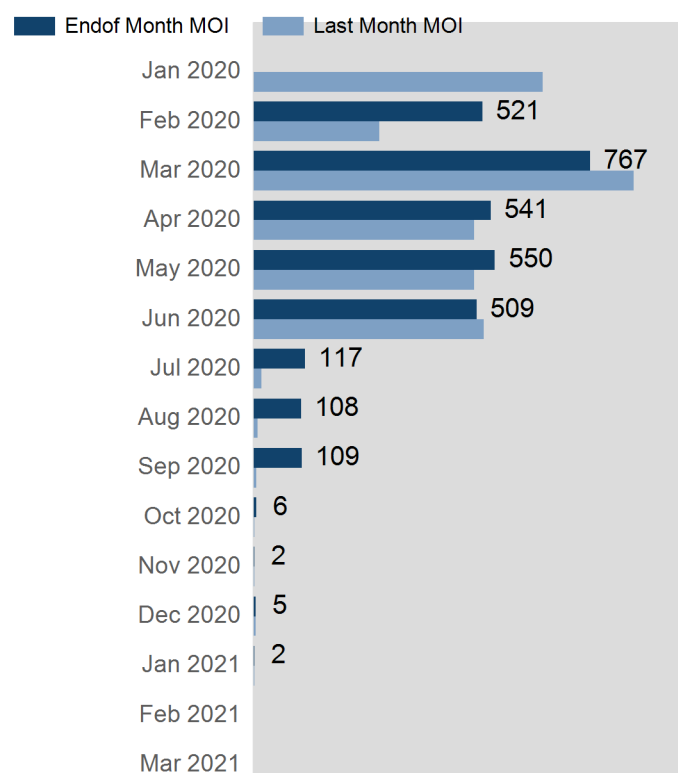


Volume (Excl UNA) - Jan 2020	
Lots	11,001

Volume - Jan 2020	
Lots	13,101
Tonnes	131,010

Volume - Year To date	
Lots	13,101
Tonnes	131,010

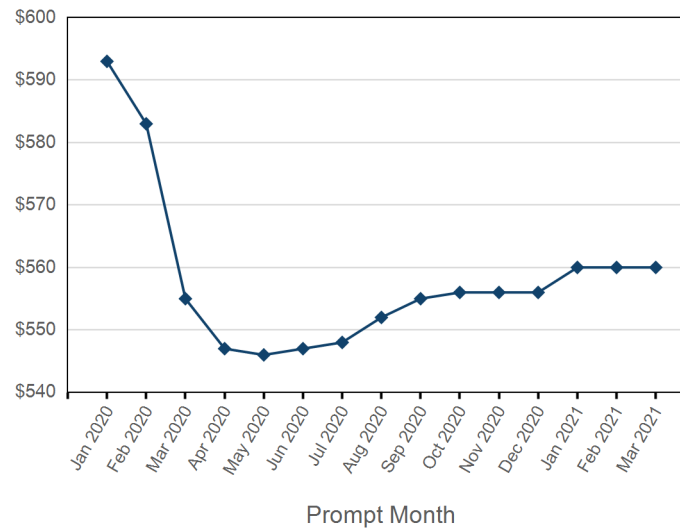
Prompt Month	End of Month - Daily Settlement	Volume	End of Month MOI
Jan 2020	\$494.29	72	
Feb 2020	\$450.00	2,862	521
Mar 2020	\$435.00	2,094	767
Apr 2020	\$438.00	2,209	541
May 2020	\$438.00	2,134	550
Jun 2020	\$440.00	2,145	509
Jul 2020	\$440.00	534	117
Aug 2020	\$440.00	515	108
Sep 2020	\$430.00	515	109
Oct 2020	\$430.00	12	6
Nov 2020	\$437.00	6	2
Dec 2020	\$437.00	3	5
Jan 2021	\$437.00		2
Feb 2021	\$437.00		
Mar 2021	\$437.00		



3rd Month

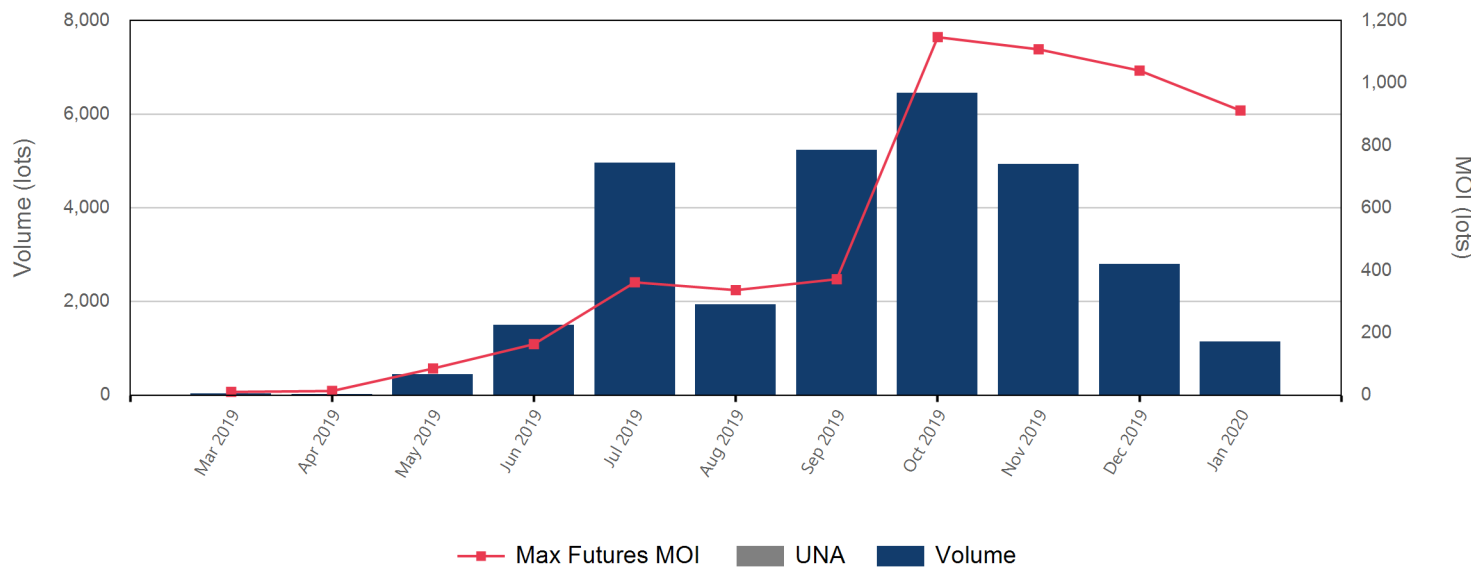


Forward curve



Front Month	
Average	\$591.80
Minimum	\$583.00
Maximum	\$598.50

Volume & Futures Market Open Interest (MOI)



Volume (Excl UNA) - Jan 2020	
Lots	1,149

Volume - Jan 2020	
Lots	1,149
Short tons	11,490

Volume - Year To date	
Lots	1,149
Short tons	11,490

Prompt Month	End of Month - Daily Settlement	Volume	End of Month MOI
Jan 2020	\$593.00	134	
Feb 2020	\$583.00	223	58
Mar 2020	\$555.00	234	300
Apr 2020	\$547.00	105	17
May 2020	\$546.00	99	25
Jun 2020	\$547.00	87	31
Jul 2020	\$548.00	108	24
Aug 2020	\$552.00	27	20
Sep 2020	\$555.00	21	7
Oct 2020	\$556.00	15	108
Nov 2020	\$556.00	60	105
Dec 2020	\$556.00	18	102
Jan 2021	\$560.00	6	12
Feb 2021	\$560.00	6	
Mar 2021	\$560.00	6	2

