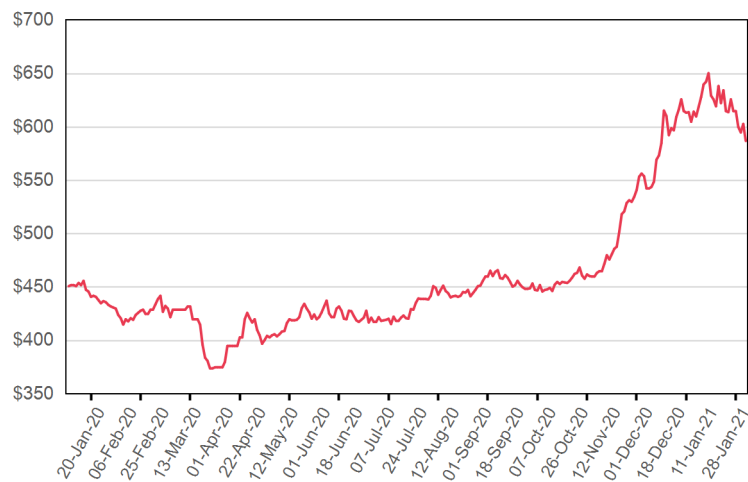
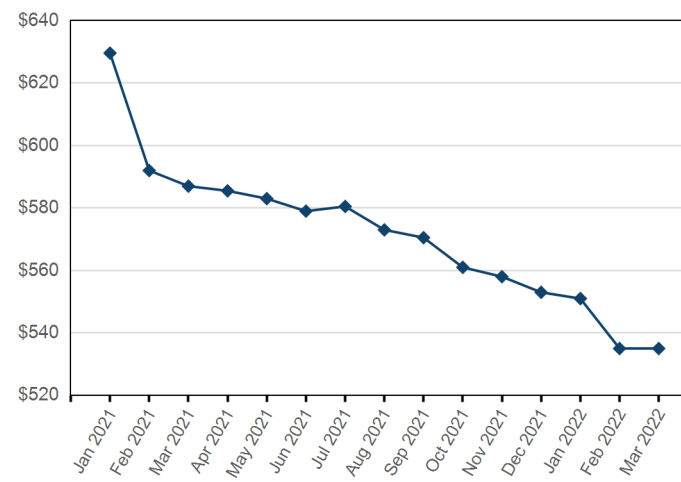


3rd Month



Trade date

Forward curve



Prompt Month

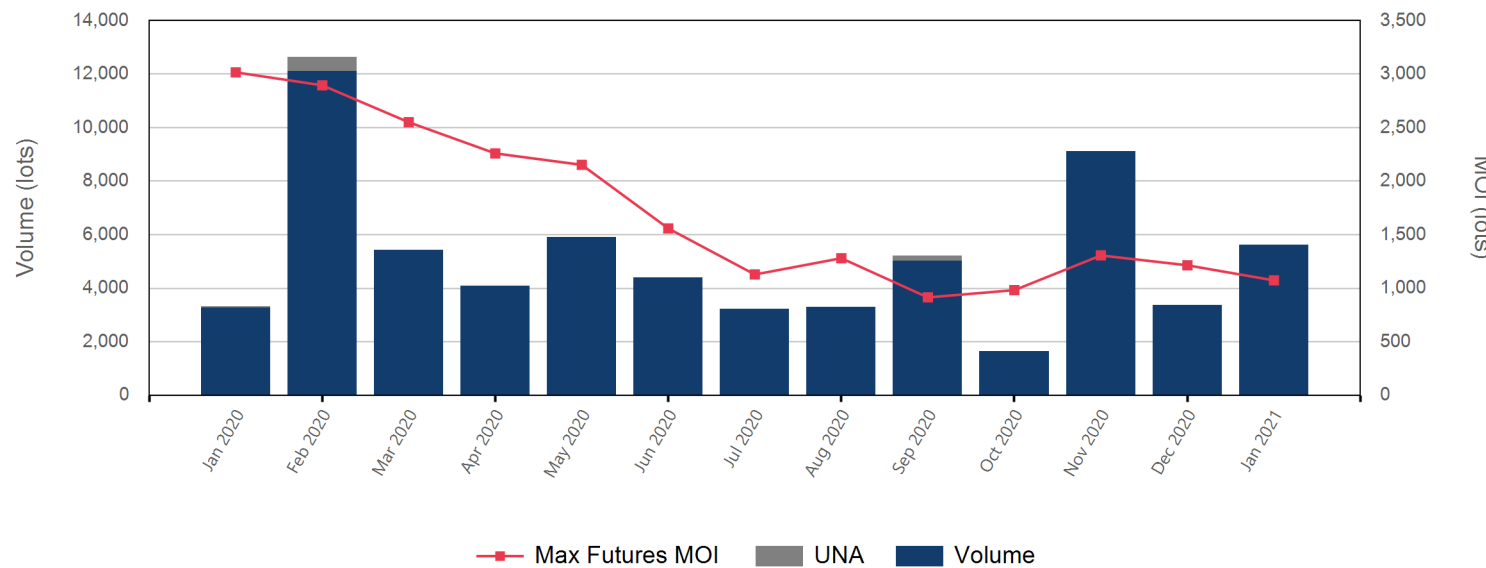
Front Month	
Average	\$640.83
Minimum	\$629.60
Maximum	\$662.00

Volume (Excl UNA) - Jan 2021	
Lots	5,614

Volume - Jan 2021	
Lots	5,614
Tonnes	56,140

Volume - Year To date	
Lots	5,614
Tonnes	56,140

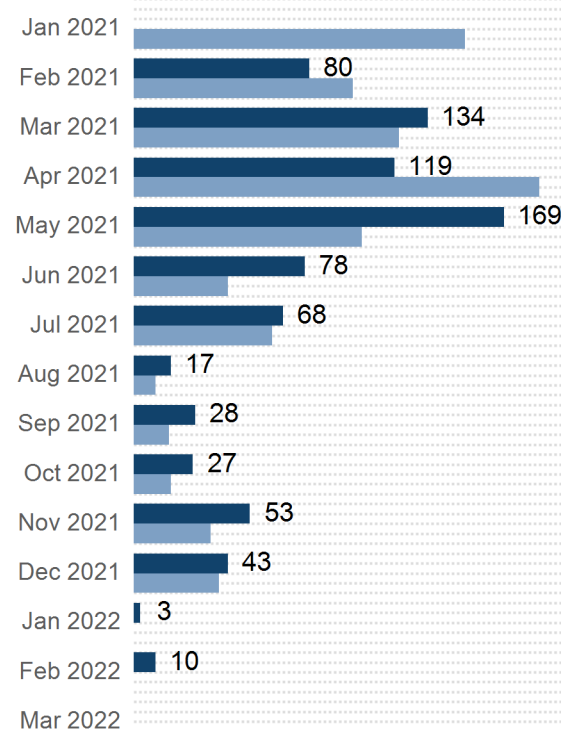
Volume & Futures Market Open Interest (MOI)



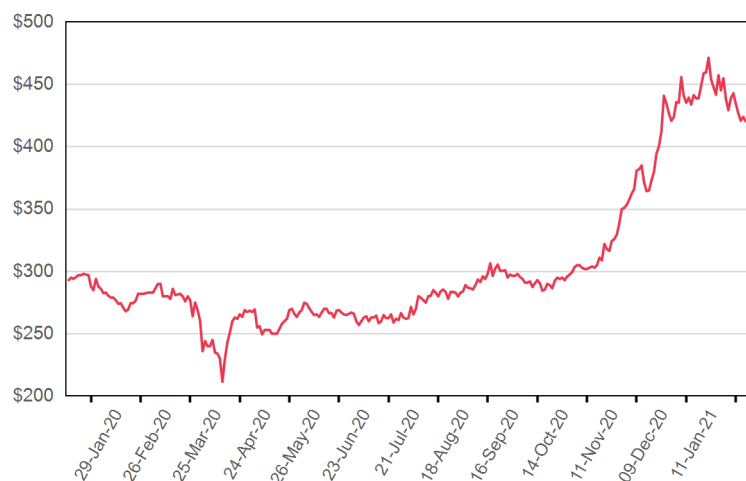
— Max Futures MOI ■ UNA ■ Volume

Prompt Month	End of Month - Daily Settlement	Volume	End of Month MOI
Jan 2021	\$629.60	386	
Feb 2021	\$592.00	1,544	80
Mar 2021	\$587.00	922	134
Apr 2021	\$585.50	946	119
May 2021	\$583.00	661	169
Jun 2021	\$579.00	433	78
Jul 2021	\$580.50	260	68
Aug 2021	\$573.00	140	17
Sep 2021	\$570.50	99	28
Oct 2021	\$561.00	58	27
Nov 2021	\$558.00	68	53
Dec 2021	\$553.00	49	43
Jan 2022	\$551.00	15	3
Feb 2022	\$535.00	33	10
Mar 2022	\$535.00		

■ End of Month MOI ■ Last Month MOI

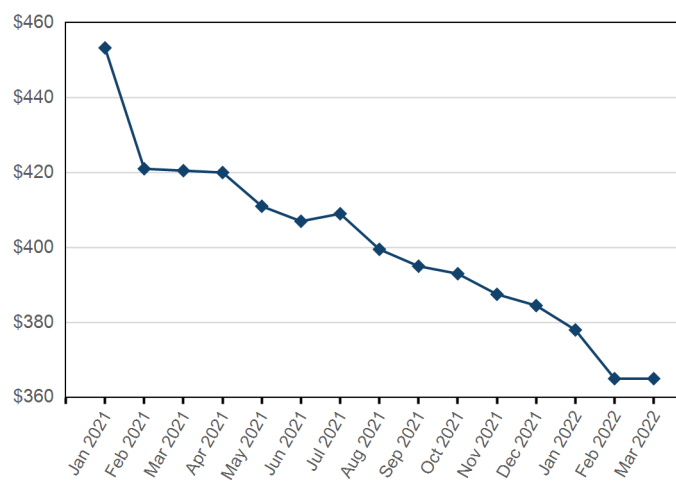


3rd Month



Trade date

Forward curve



Prompt Month

Front Month

Average	\$465.96
Minimum	\$453.00
Maximum	\$488.00

Volume (Excl UNA) - Jan 2021

Lots	29,296
-------------	--------

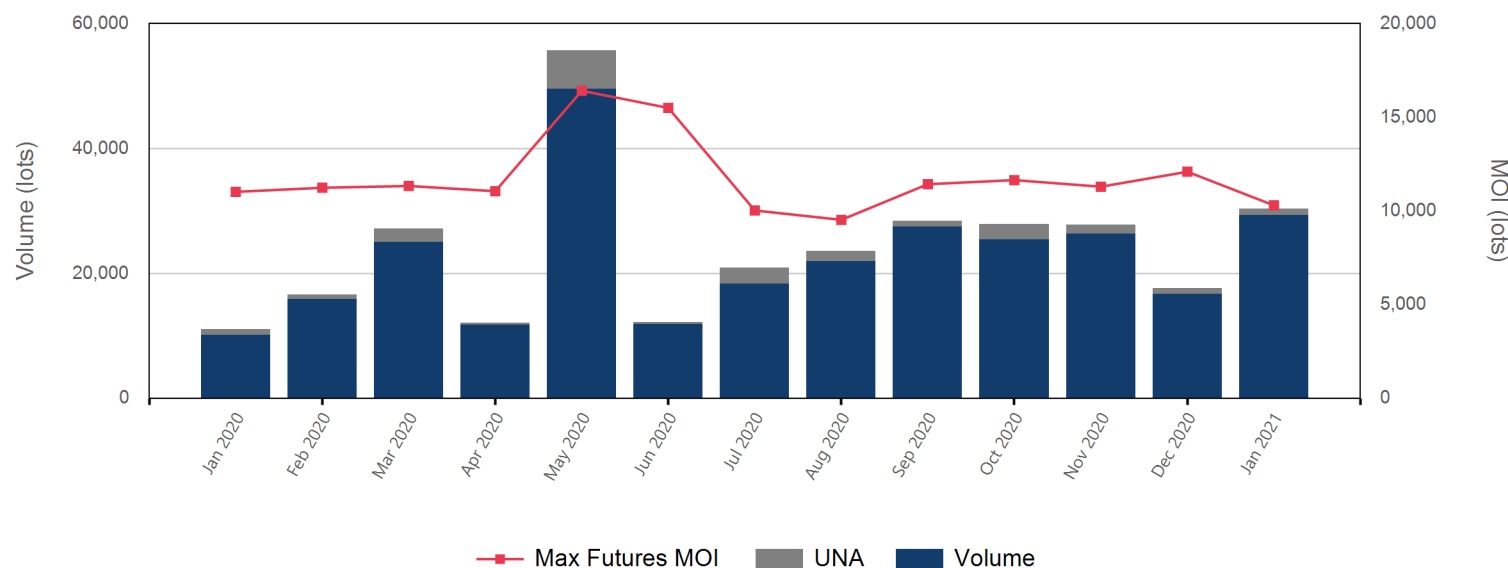
Volume - Jan 2021

Lots	30,318
Tonnes	303,180

Volume - Year To date

Lots	30,318
Tonnes	303,180

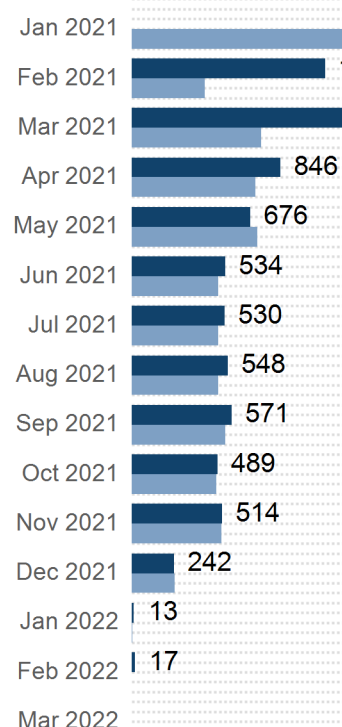
Volume & Futures Market Open Interest (MOI)



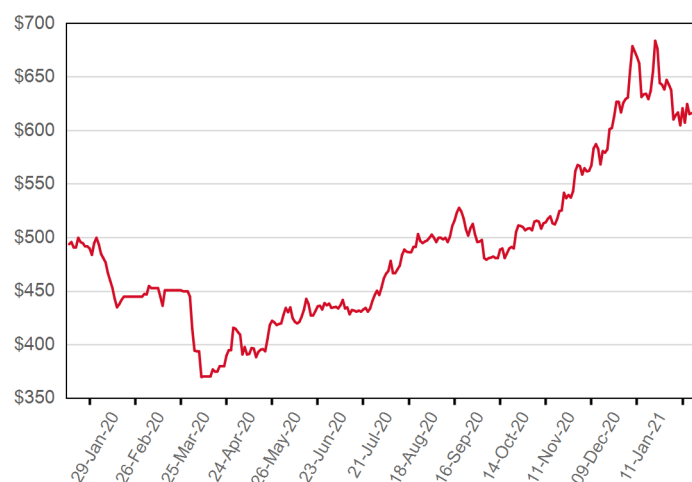
— Max Futures MOI ■ UNA ■ Volume

Prompt Month	End of Month - Daily Settlement	Volume	End of Month MOI
Jan 2021	\$453.26	1,237	
Feb 2021	\$421.00	9,523	1,105
Mar 2021	\$420.50	8,736	2,122
Apr 2021	\$420.00	7,290	846
May 2021	\$411.00	1,448	676
Jun 2021	\$407.00	1,103	534
Jul 2021	\$409.00	281	530
Aug 2021	\$399.50	182	548
Sep 2021	\$395.00	151	571
Oct 2021	\$393.00	83	489
Nov 2021	\$387.50	59	514
Dec 2021	\$384.50	76	242
Jan 2022	\$378.00	66	13
Feb 2022	\$365.00	83	17
Mar 2022	\$365.00		

■ End of Month MOI ■ Last Month MOI

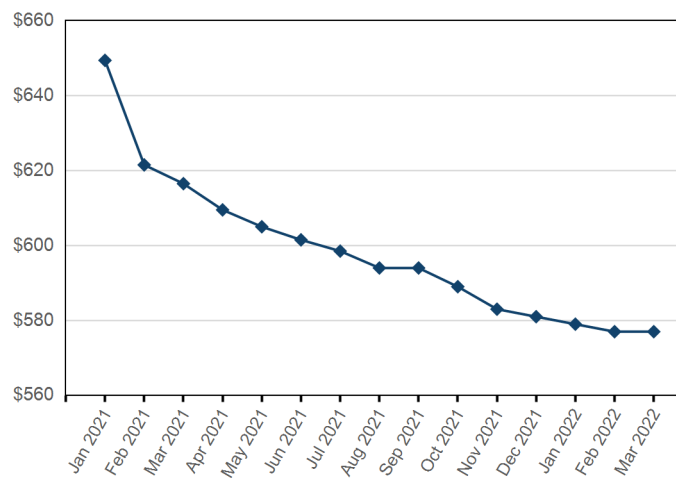


3rd Month



Trade Date

Forward curve



Prompt Month

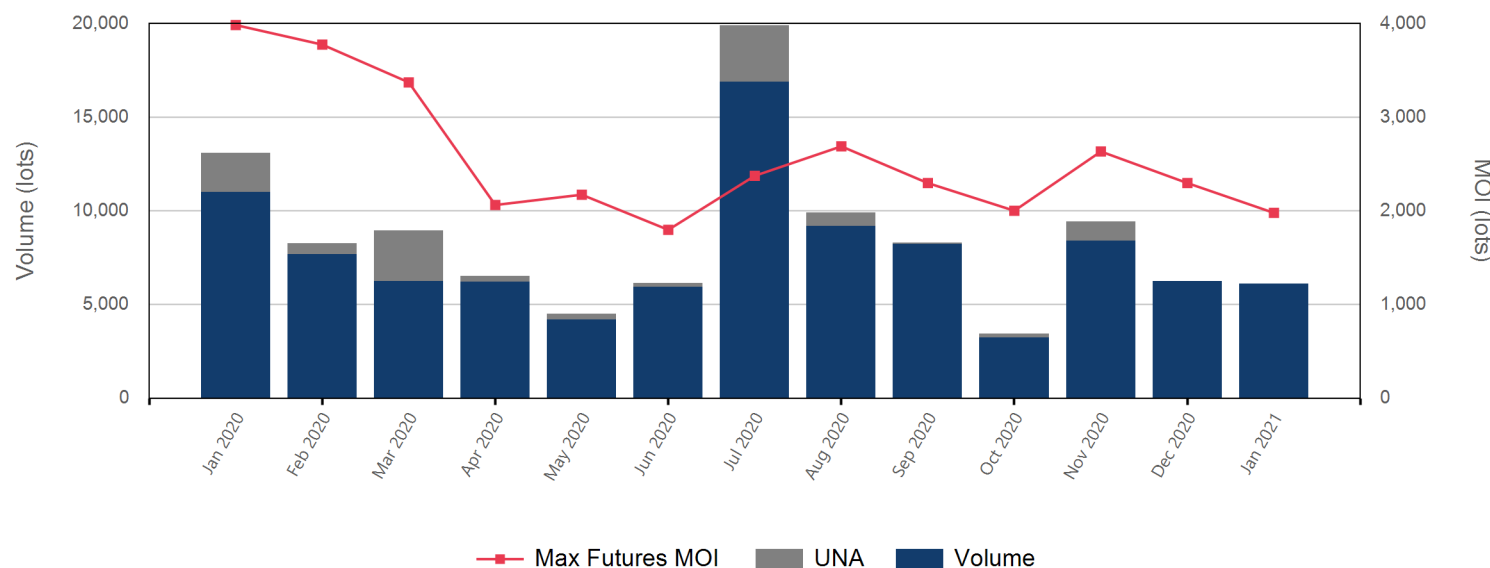
Front Month	
Average	\$657.10
Minimum	\$644.00
Maximum	\$686.00

Volume (Excl UNA) - Jan 2021	
Lots	6,092

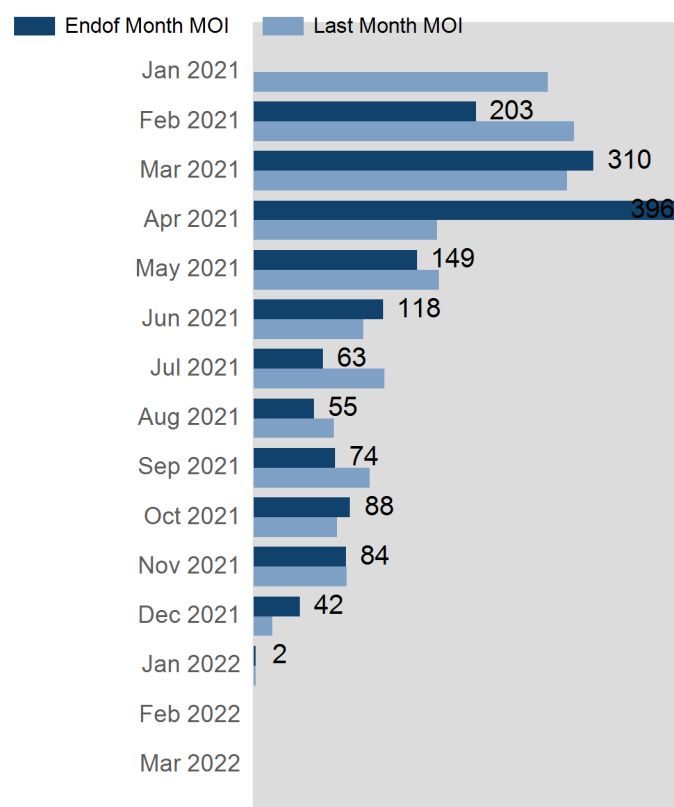
Volume - Jan 2021	
Lots	6,092
Tonnes	60,920

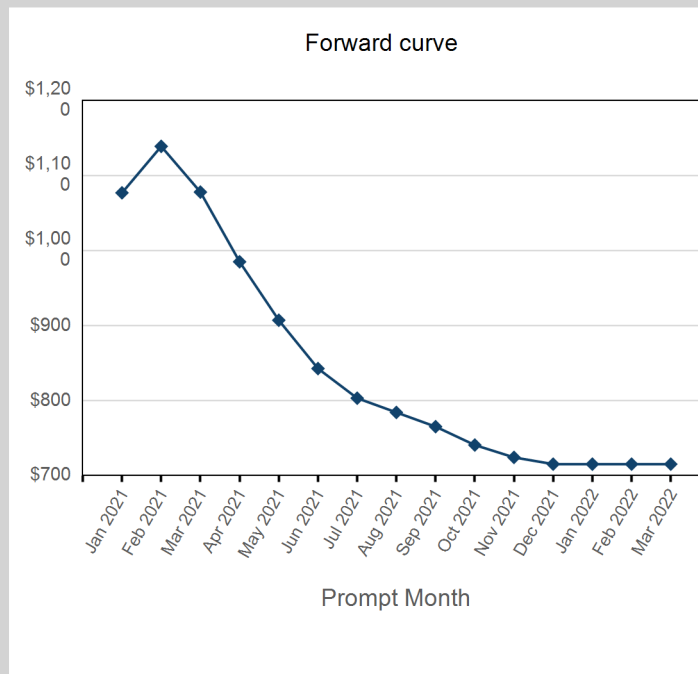
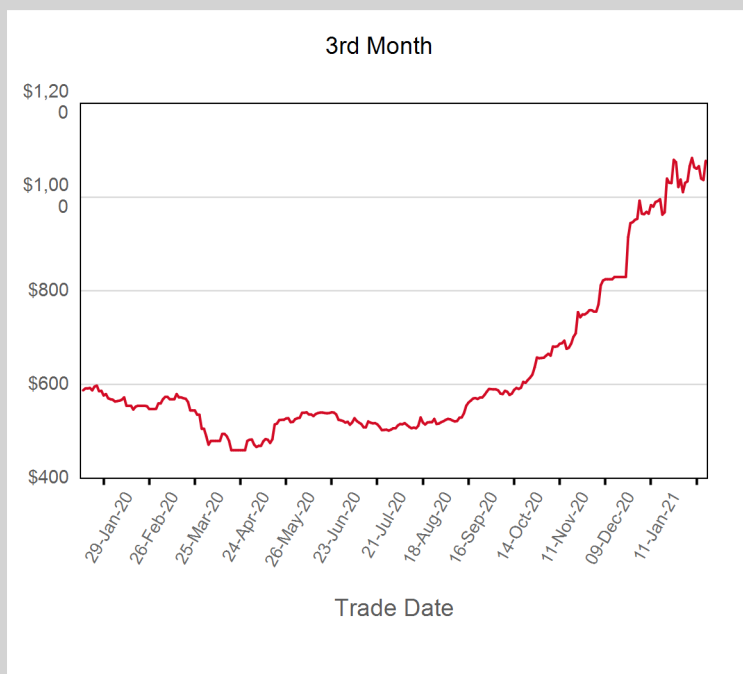
Volume - Year To date	
Lots	6,092
Tonnes	60,920

Volume & Futures Market Open Interest (MOI)



Prompt Month	End of Month - Daily Settlement	Volume	Endof Month MOI
Jan 2021	\$649.40	740	
Feb 2021	\$621.50	1,218	203
Mar 2021	\$616.50	1,481	310
Apr 2021	\$609.50	1,422	396
May 2021	\$605.00	273	149
Jun 2021	\$601.50	215	118
Jul 2021	\$598.50	263	63
Aug 2021	\$594.00	104	55
Sep 2021	\$594.00	158	74
Oct 2021	\$589.00	46	88
Nov 2021	\$583.00	104	84
Dec 2021	\$581.00	68	42
Jan 2022	\$579.00		2
Feb 2022	\$577.00		
Mar 2022	\$577.00		



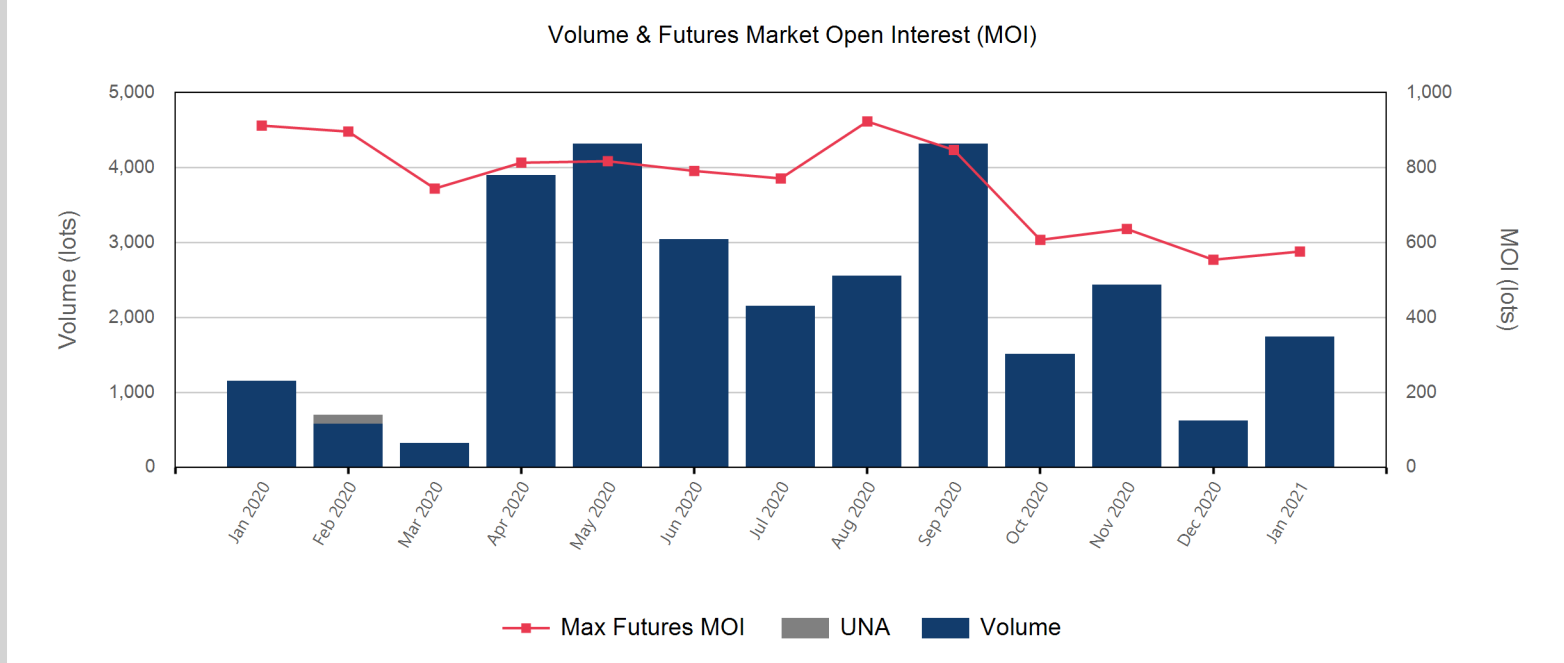


Front Month	
Average	\$1,069.43
Minimum	\$1,023.00
Maximum	\$1,088.50

Volume (Excl UNA) - Jan 2021	
Lots	1,741

Volume - Jan 2021	
Lots	1,741
Short tons	17,410

Volume - Year To date	
Lots	1,741
Short tons	17,410



Prompt Month	End of Month - Daily Settlement	Volume	End of Month MOI
Jan 2021	\$1,077.00	103	
Feb 2021	\$1,139.00	296	93
Mar 2021	\$1,078.00	272	106
Apr 2021	\$985.00	176	39
May 2021	\$907.00	145	21
Jun 2021	\$842.50	106	16
Jul 2021	\$803.00	120	43
Aug 2021	\$784.00	126	52
Sep 2021	\$765.00	68	20
Oct 2021	\$740.50	109	34
Nov 2021	\$724.00	107	36
Dec 2021	\$715.00	72	24
Jan 2022	\$715.00	27	6
Feb 2022	\$715.00	14	4
Mar 2022	\$715.00		

