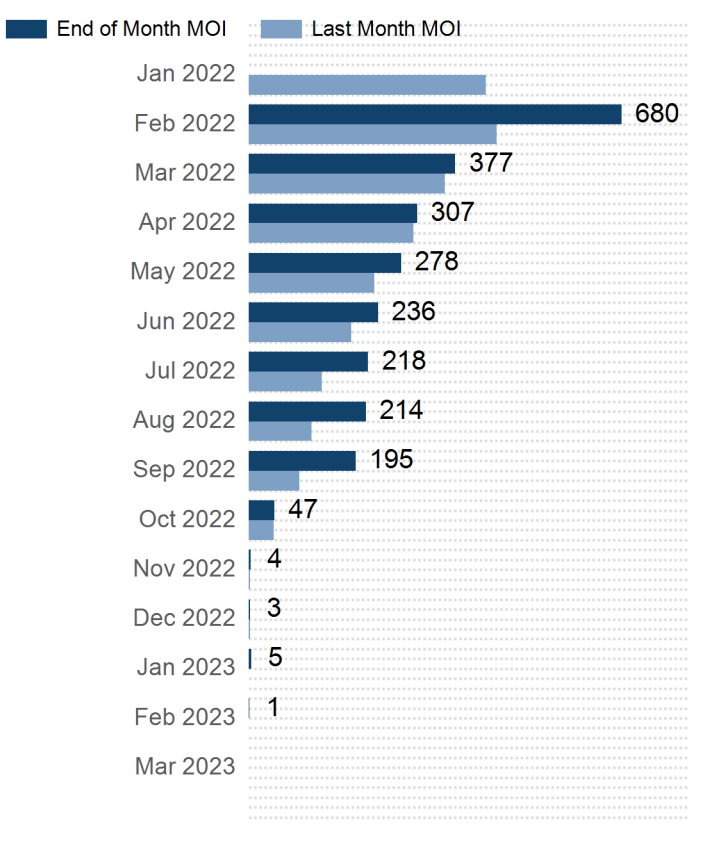


Prompt Month	End of Month - Daily Settlement	Volume	End of Month MOI
Jan 2022	\$701.45	632	
Feb 2022	\$736.00	4,011	680
Mar 2022	\$726.50	244	377
Apr 2022	\$722.50	976	307
May 2022	\$715.00	146	278
Jun 2022	\$708.00	151	236
Jul 2022	\$705.00	215	218
Aug 2022	\$691.00	260	214
Sep 2022	\$687.00	177	195
Oct 2022	\$677.50	21	47
Nov 2022	\$671.00	6	4
Dec 2022	\$664.00	2	3
Jan 2023	\$649.00	29	5
Feb 2023	\$649.00	12	1
Mar 2023	\$649.00		

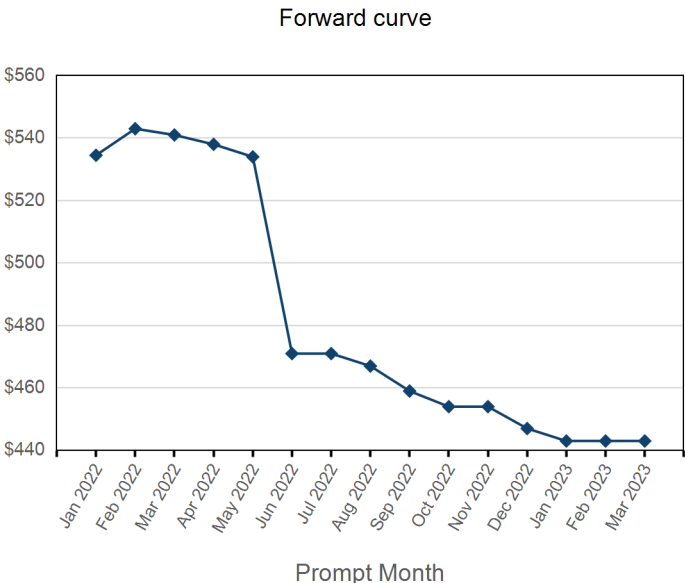
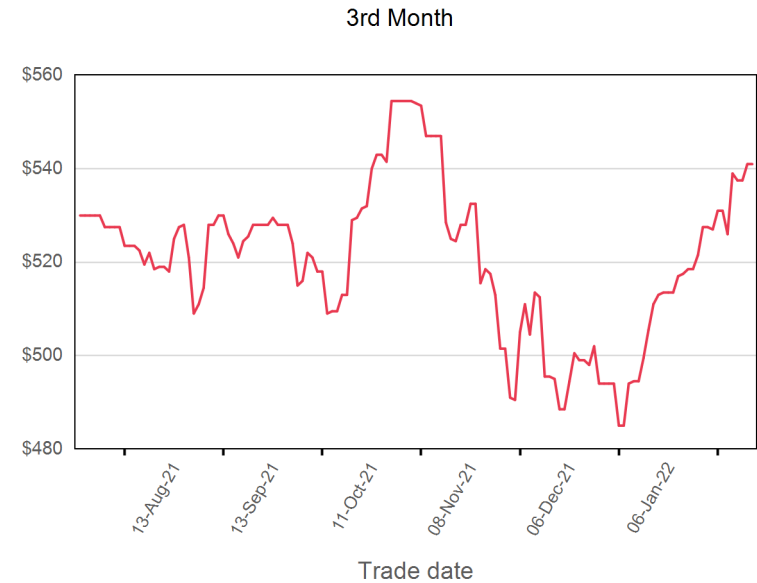


Front Month	
Average	\$702.35
Minimum	\$689.00
Maximum	\$715.00

Volume (Excl UNA) - Jan 2022	
Lots	5,882

Volume - Jan 2022	
Lots	6,882
Tonnes	68,820

Volume - Year To date	
Lots	6,882
Tonnes	68,820

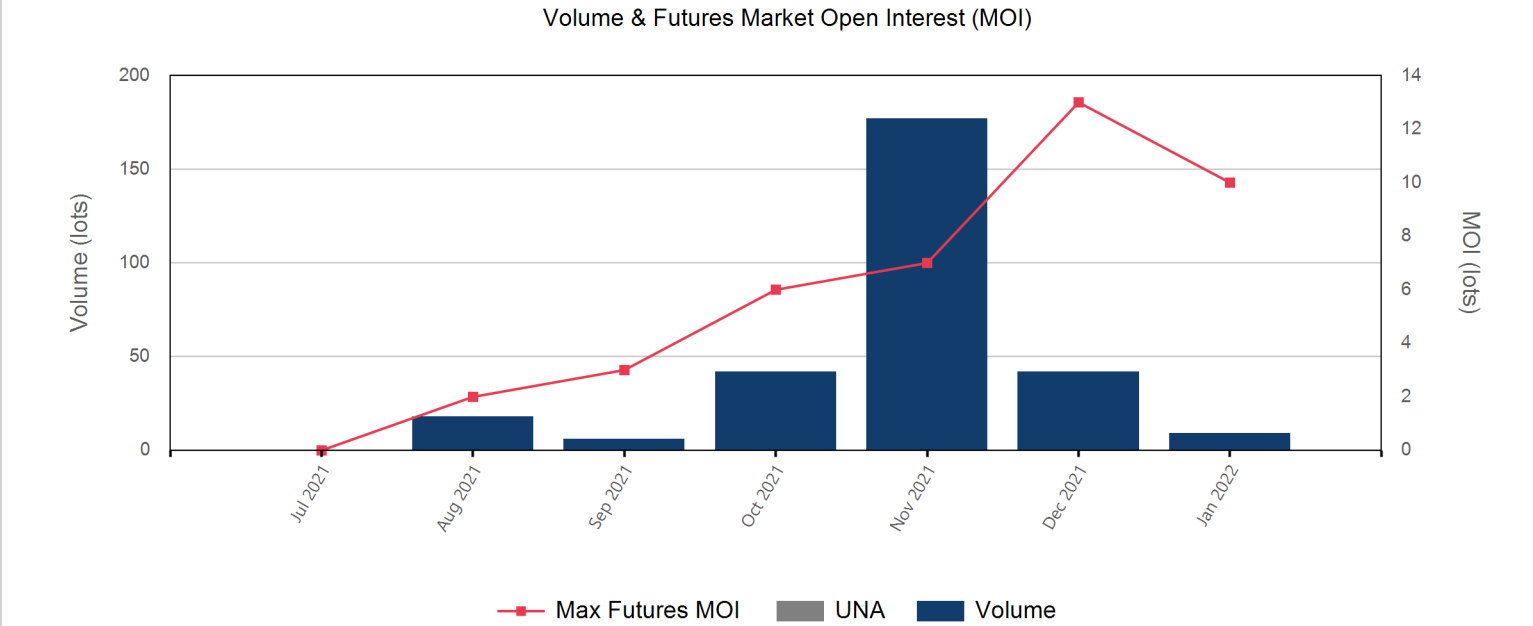


Front Month	
Average	\$530.60
Minimum	\$519.50
Maximum	\$538.00

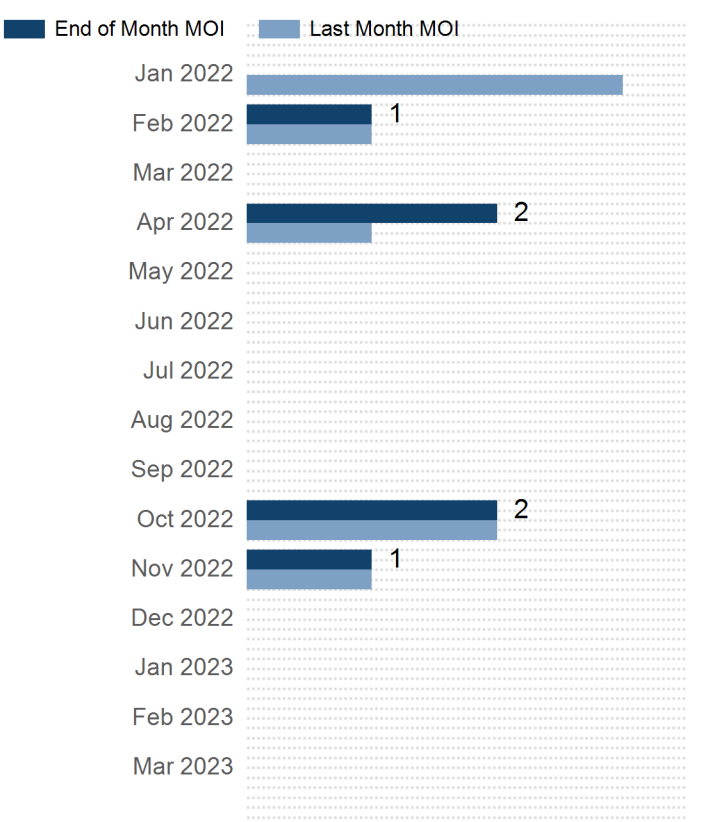
Volume (Excl UNA) - Jan 2022	
Lots	9

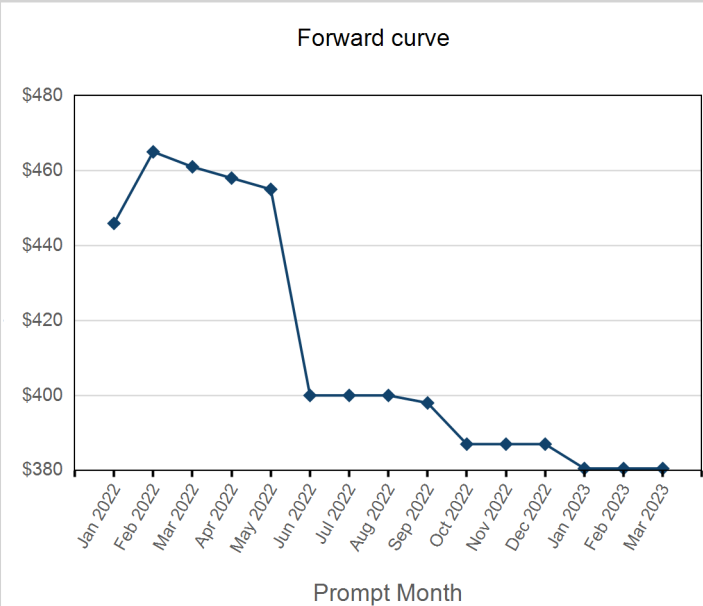
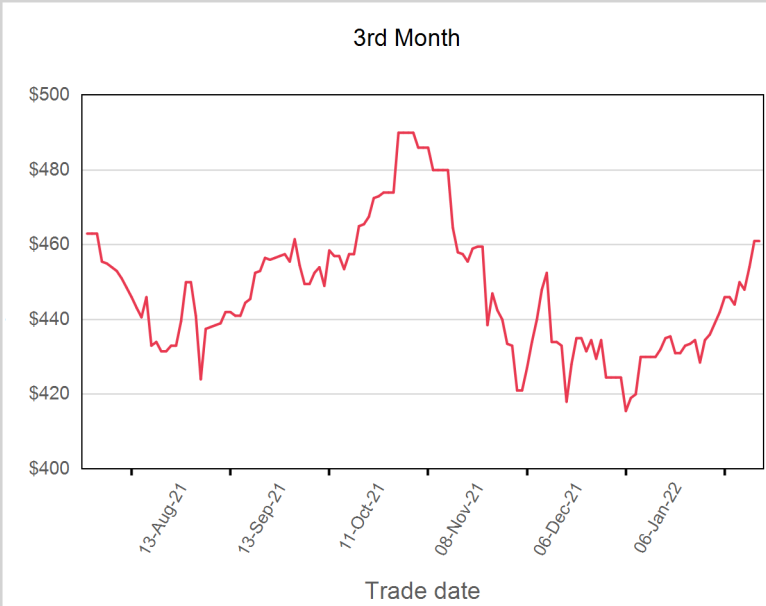
Volume - Jan 2022	
Lots	9
Tonnes	90

Volume - Year To date	
Lots	9
Tonnes	90



Prompt Month	End of Month - Daily Settlement	Volume	End of Month MOI
Jan 2022	\$534.50		
Feb 2022	\$543.00		1
Mar 2022	\$541.00		
Apr 2022	\$538.00	9	2
May 2022	\$534.00		
Jun 2022	\$471.00		
Jul 2022	\$471.00		
Aug 2022	\$467.00		
Sep 2022	\$459.00		
Oct 2022	\$454.00		2
Nov 2022	\$454.00		1
Dec 2022	\$447.00		
Jan 2023	\$443.00		
Feb 2023	\$443.00		
Mar 2023	\$443.00		



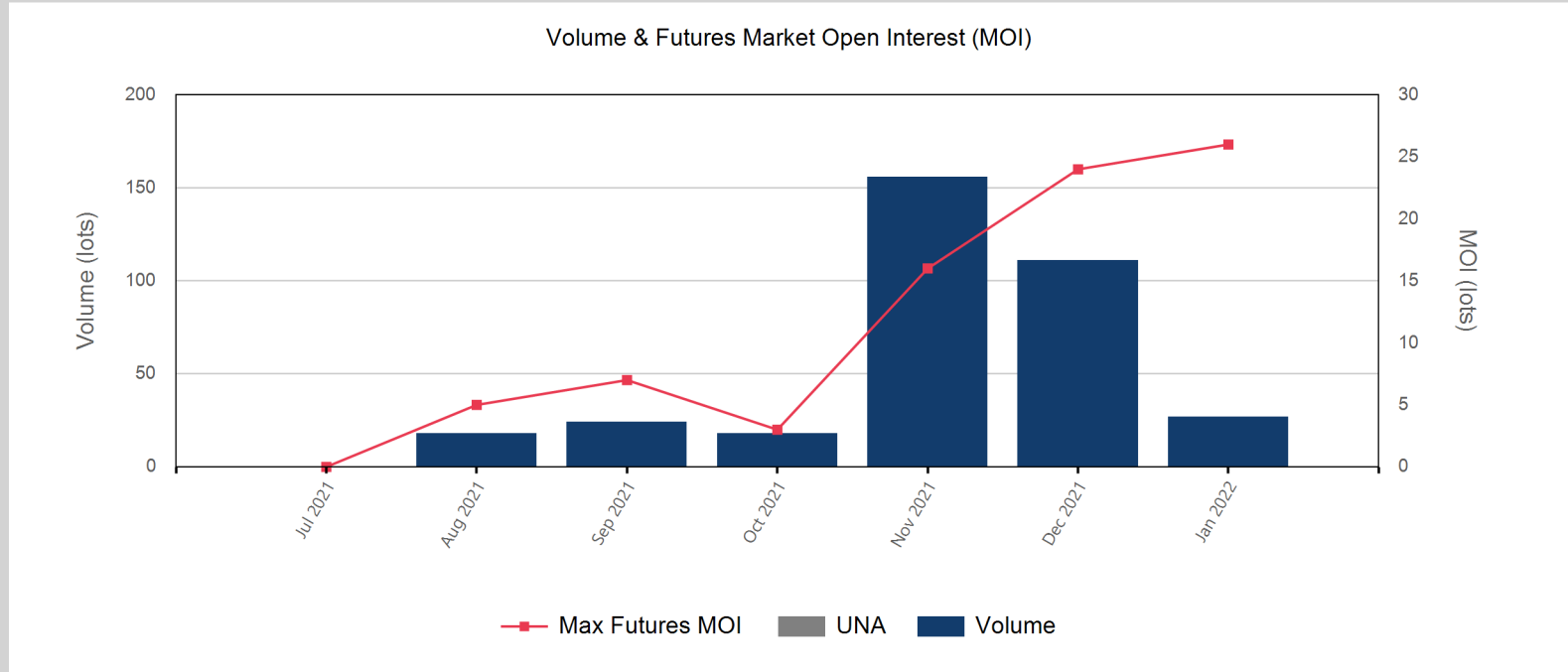


Front Month	
Average	\$442.65
Minimum	\$436.00
Maximum	\$448.00

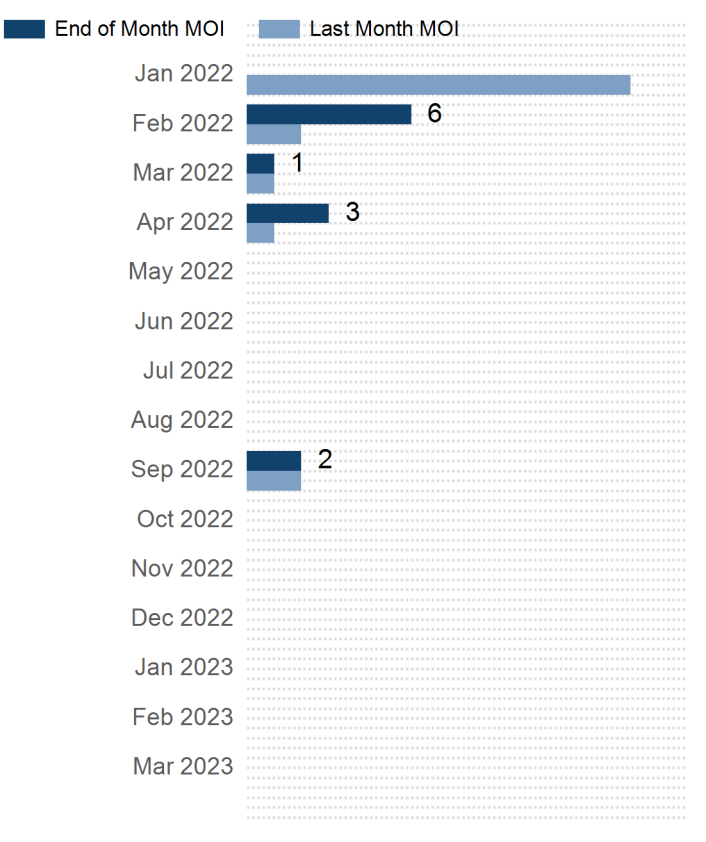
Volume (Excl UNA) - Jan 2022	
Lots	27

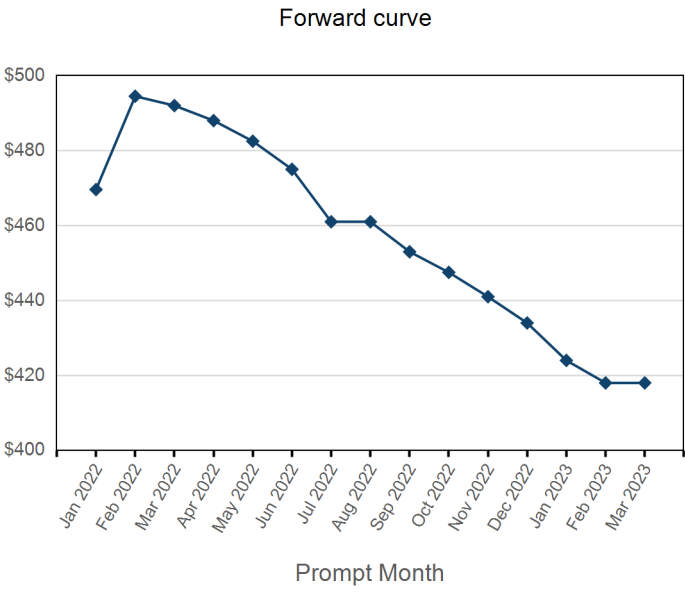
Volume - Jan 2022	
Lots	27
Tonnes	270

Volume - Year To date	
Lots	27
Tonnes	270



Prompt Month	End of Month - Daily Settlement	Volume	End of Month MOI
Jan 2022	\$445.91		
Feb 2022	\$465.00	18	6
Mar 2022	\$461.00		1
Apr 2022	\$458.00	9	3
May 2022	\$455.00		
Jun 2022	\$400.00		
Jul 2022	\$400.00		
Aug 2022	\$400.00		
Sep 2022	\$398.00		2
Oct 2022	\$387.00		
Nov 2022	\$387.00		
Dec 2022	\$387.00		
Jan 2023	\$380.50		
Feb 2023	\$380.50		
Mar 2023	\$380.50		



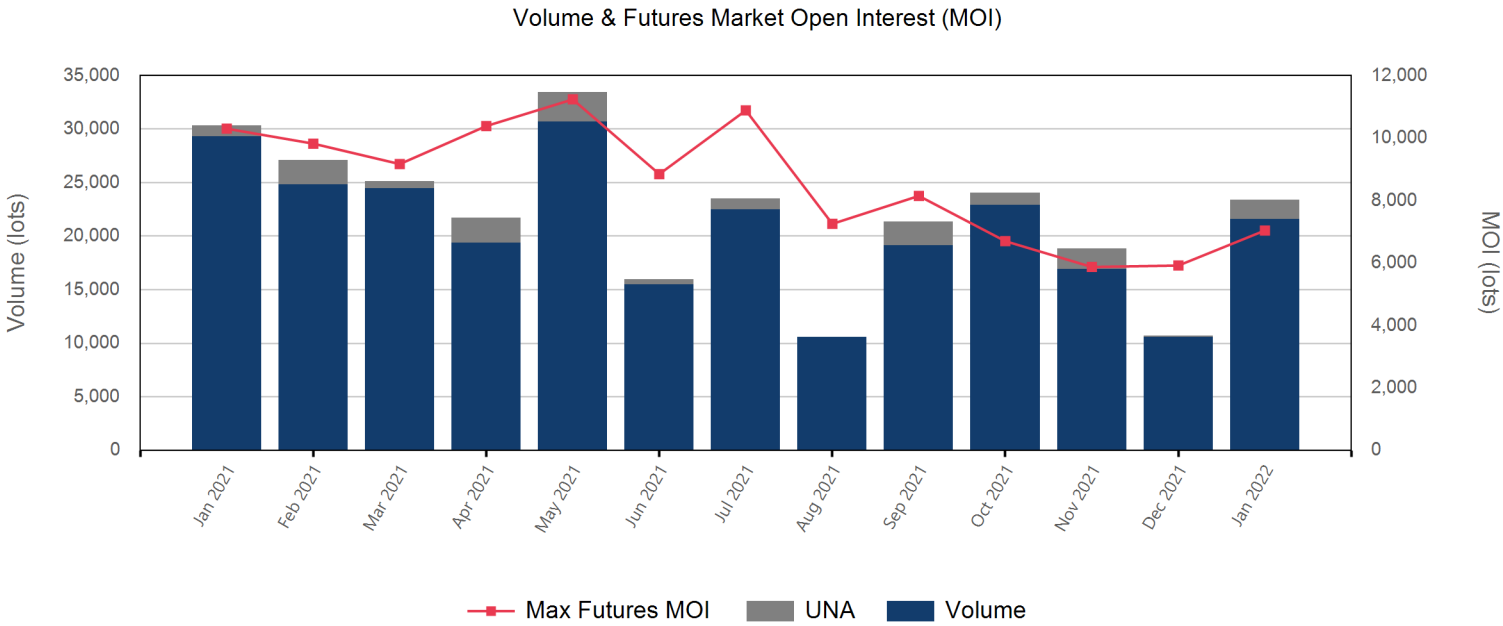


Front Month	
Average	\$467.96
Minimum	\$457.00
Maximum	\$474.00

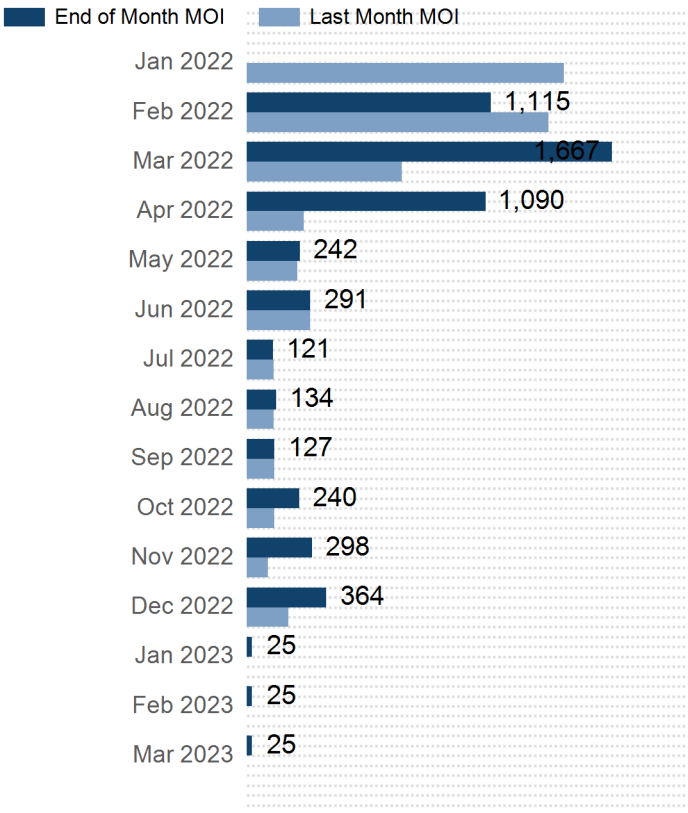
Volume (Excl UNA) - Jan 2022	
Lots	21,567

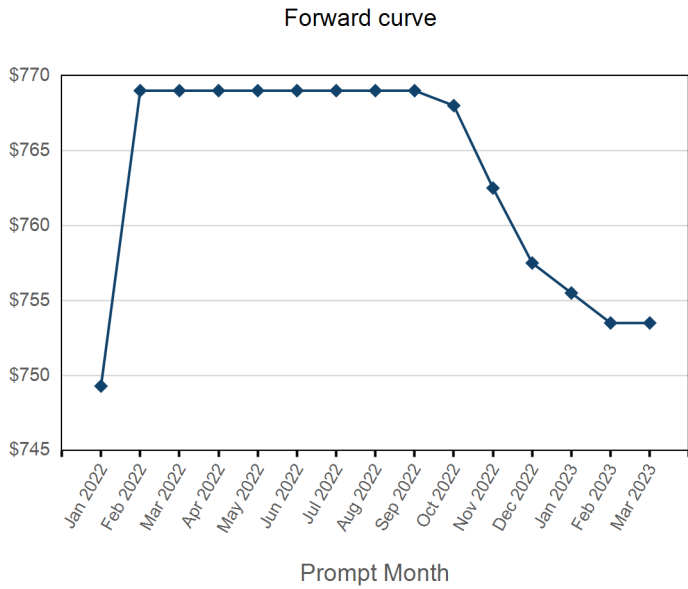
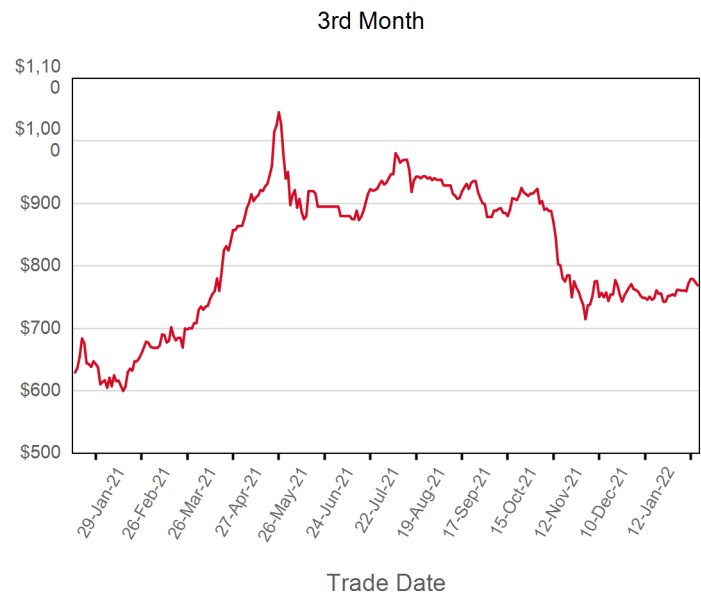
Volume - Jan 2022	
Lots	23,367
Tonnes	233,670

Volume - Year To date	
Lots	23,367
Tonnes	233,670



Prompt Month	End of Month - Daily Settlement	Volume	End of Month MOI
Jan 2022	\$469.60	2,548	
Feb 2022	\$494.50	9,005	1,115
Mar 2022	\$492.00	5,077	1,667
Apr 2022	\$488.00	3,396	1,090
May 2022	\$482.50	551	242
Jun 2022	\$475.00	523	291
Jul 2022	\$461.00	81	121
Aug 2022	\$461.00	103	134
Sep 2022	\$453.00	187	127
Oct 2022	\$447.50	541	240
Nov 2022	\$441.00	606	298
Dec 2022	\$434.00	542	364
Jan 2023	\$424.00	78	25
Feb 2023	\$418.00	79	25
Mar 2023	\$418.00	50	25



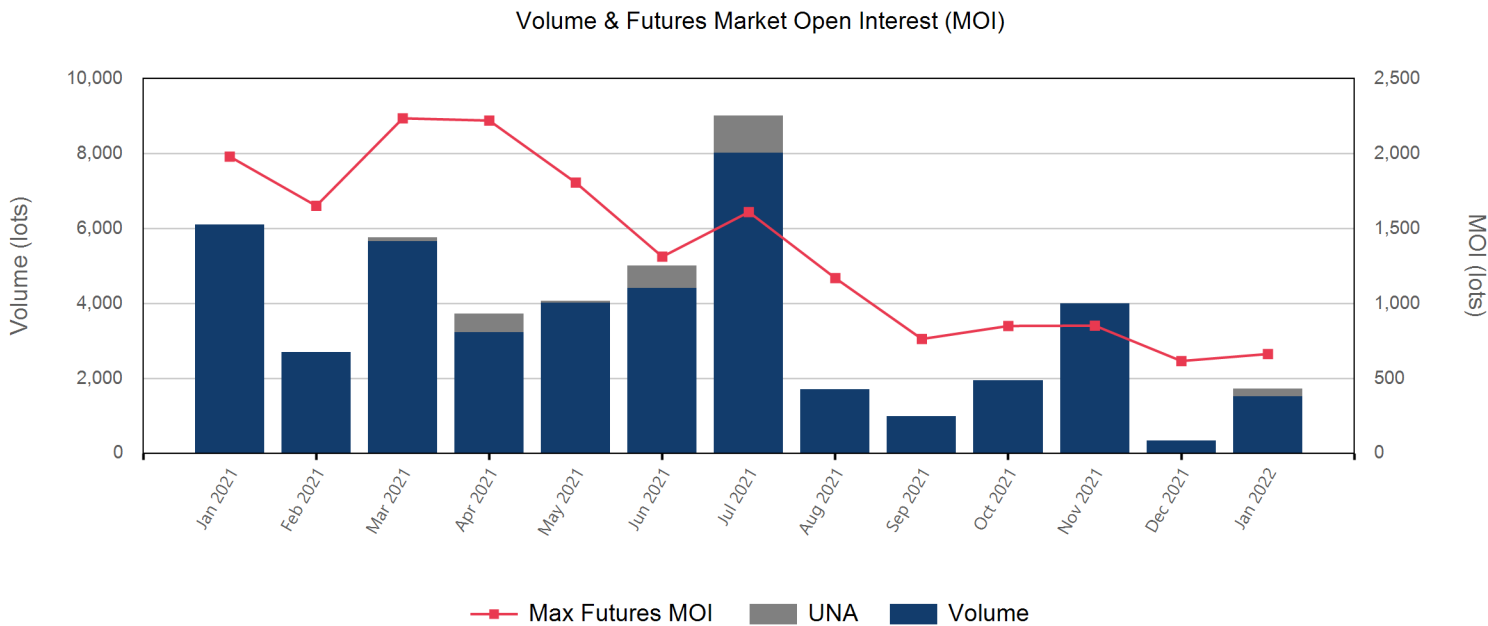


Front Month	
Average	\$748.99
Minimum	\$740.00
Maximum	\$760.00

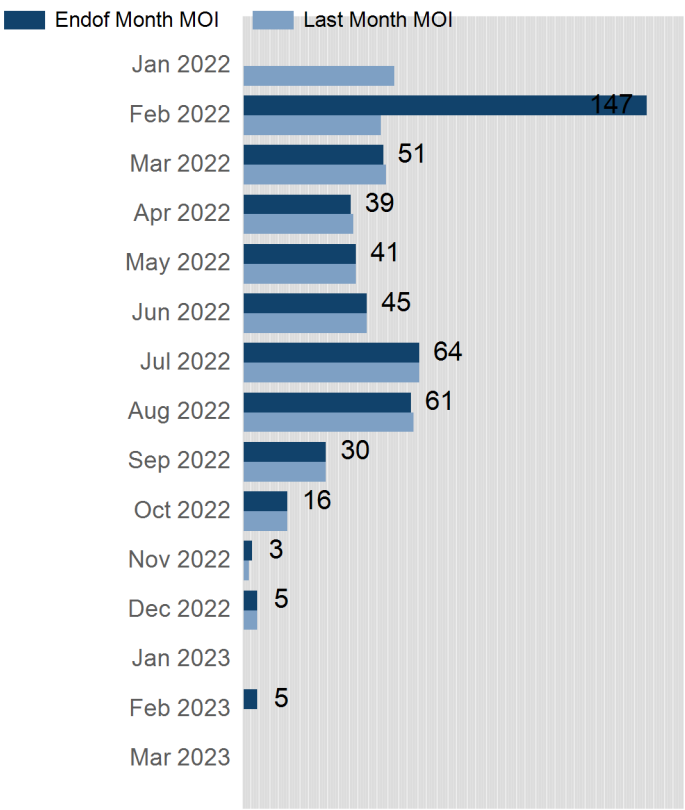
Volume (Excl UNA) - Jan 2022	
Lots	1,521

Volume - Jan 2022	
Lots	1,721
Tonnes	17,210

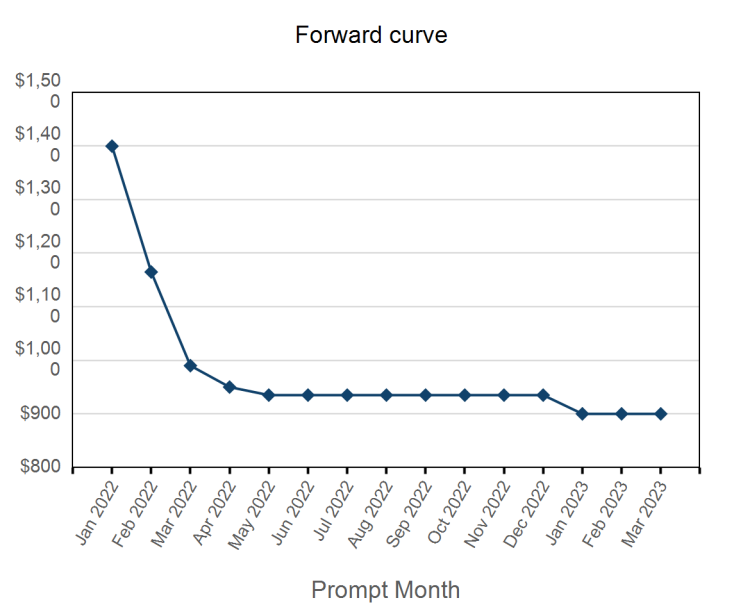
Volume - Year To date	
Lots	1,721
Tonnes	17,210



Prompt Month	End of Month - Daily Settlement	Volume	Endof Month MOI
Jan 2022	\$749.29	244	
Feb 2022	\$769.00	1,357	147
Mar 2022	\$769.00	12	51
Apr 2022	\$769.00	45	39
May 2022	\$769.00		41
Jun 2022	\$769.00	5	45
Jul 2022	\$769.00	8	64
Aug 2022	\$769.00	21	61
Sep 2022	\$769.00		30
Oct 2022	\$768.00	9	16
Nov 2022	\$762.50	10	3
Dec 2022	\$757.50		5
Jan 2023	\$755.50		
Feb 2023	\$753.50	10	5
Mar 2023	\$753.50		





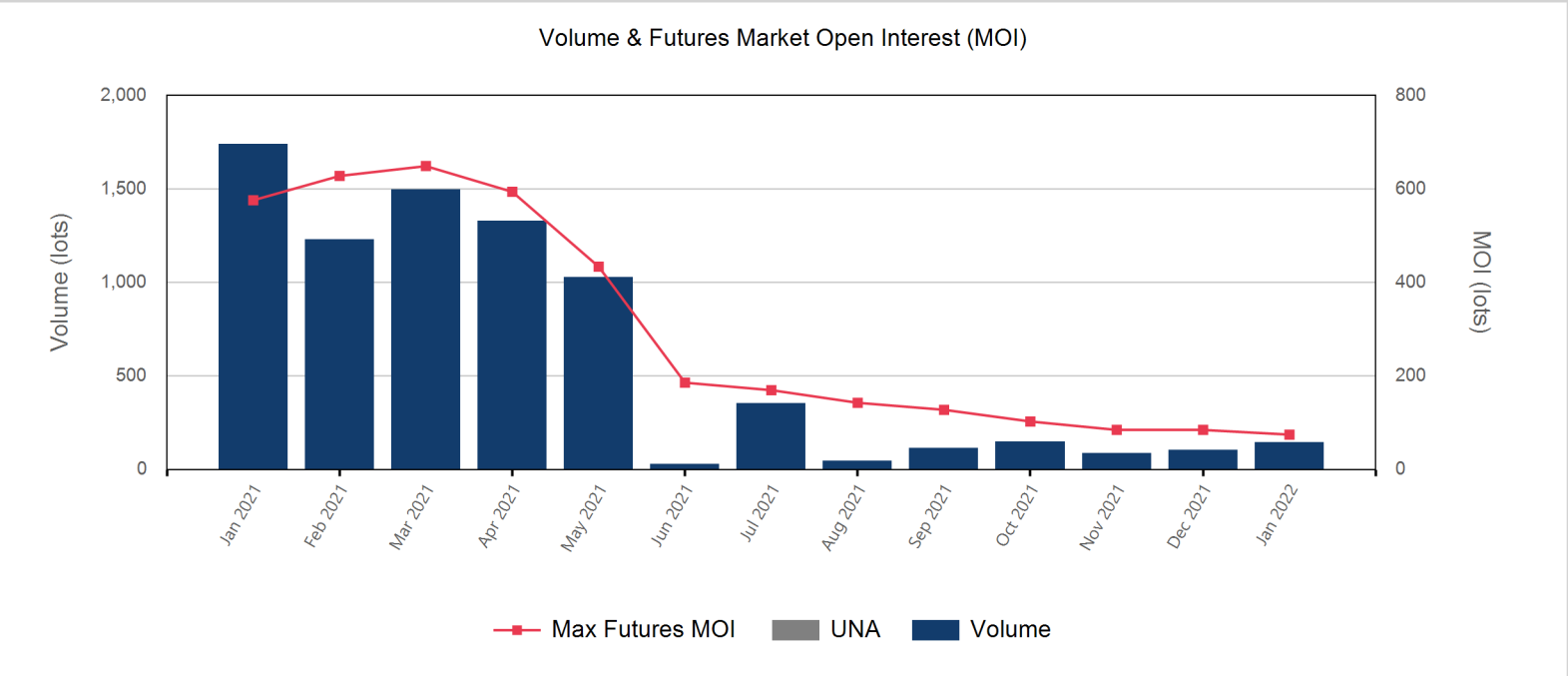


Front Month	
Average	\$1,424.98
Minimum	\$1,400.00
Maximum	\$1,455.00

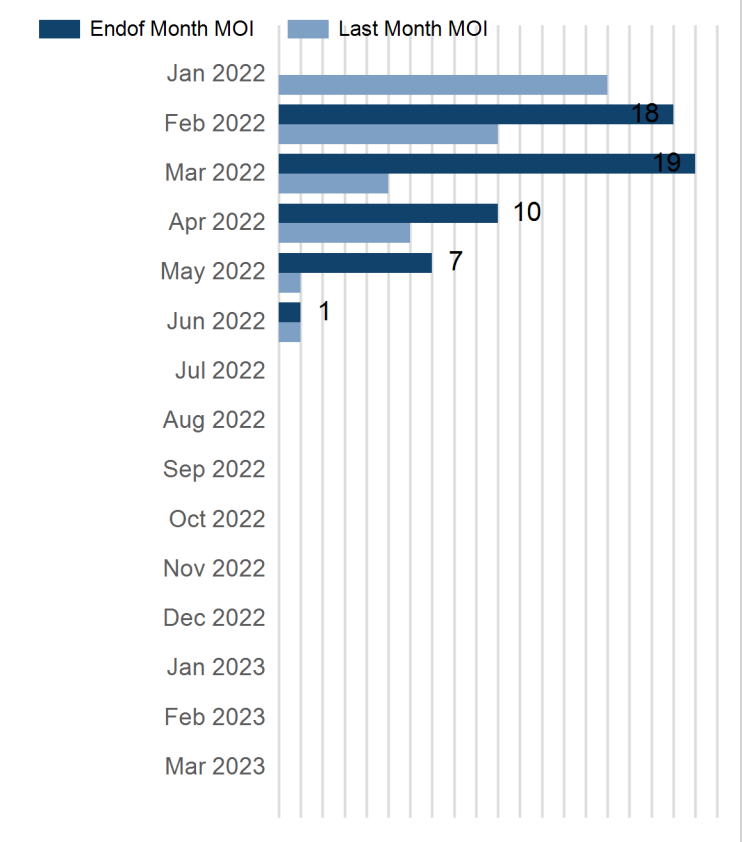
Volume (Excl UNA) - Jan 2022	
Lots	144

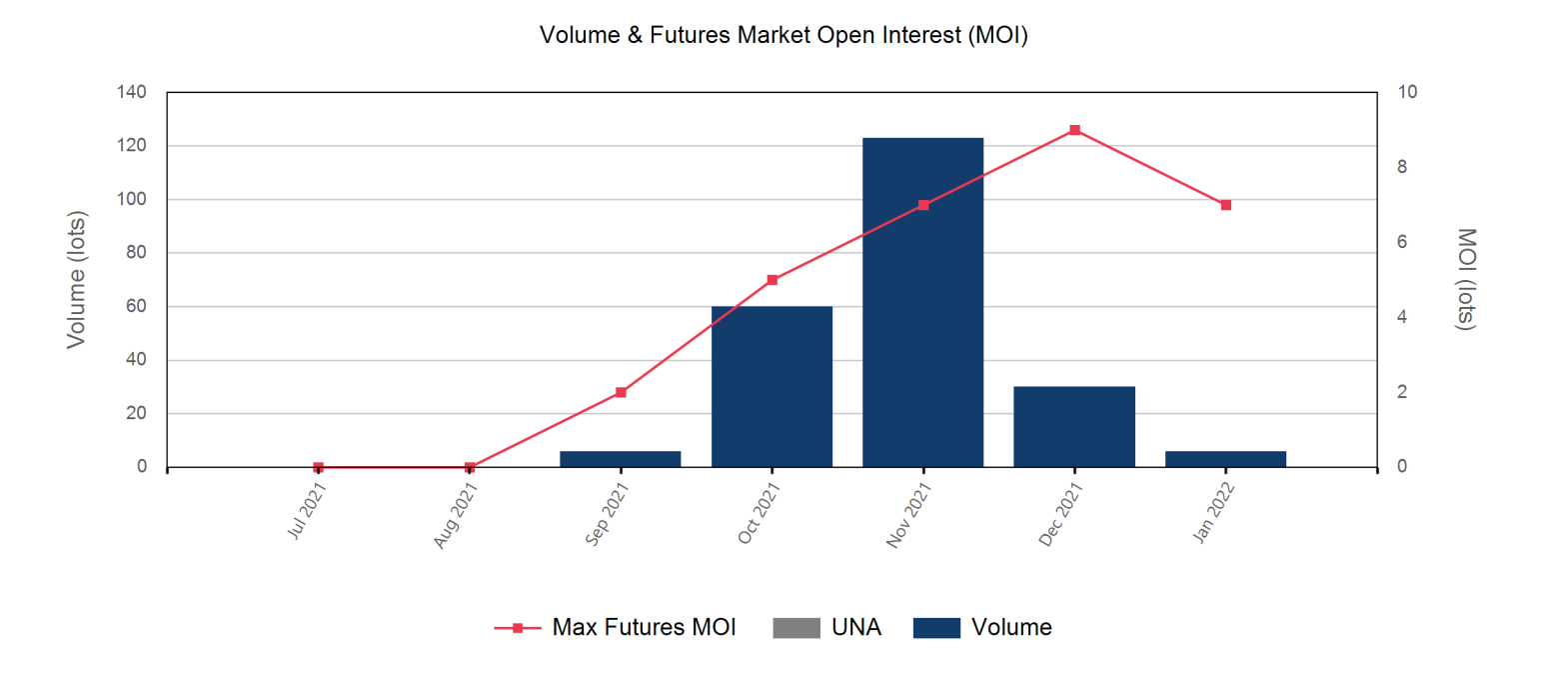
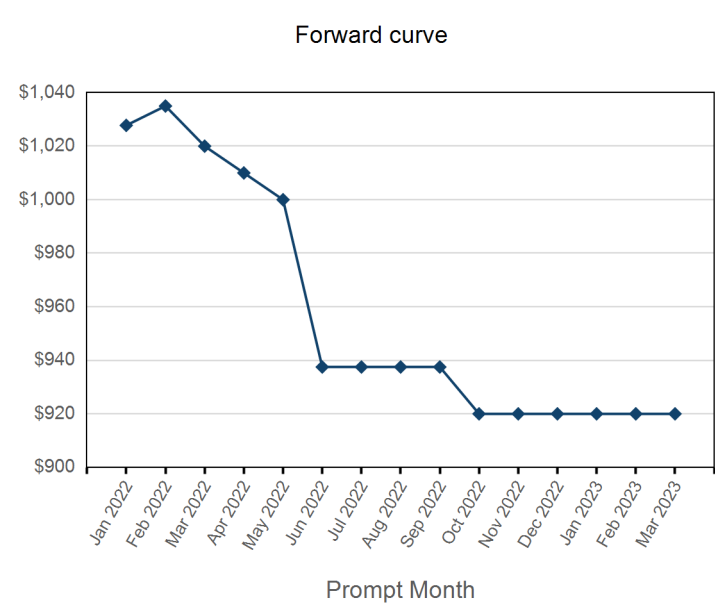
Volume - Jan 2022	
Lots	144
Short tons	1,440

Volume - Year To date	
Lots	144
Short tons	1,440

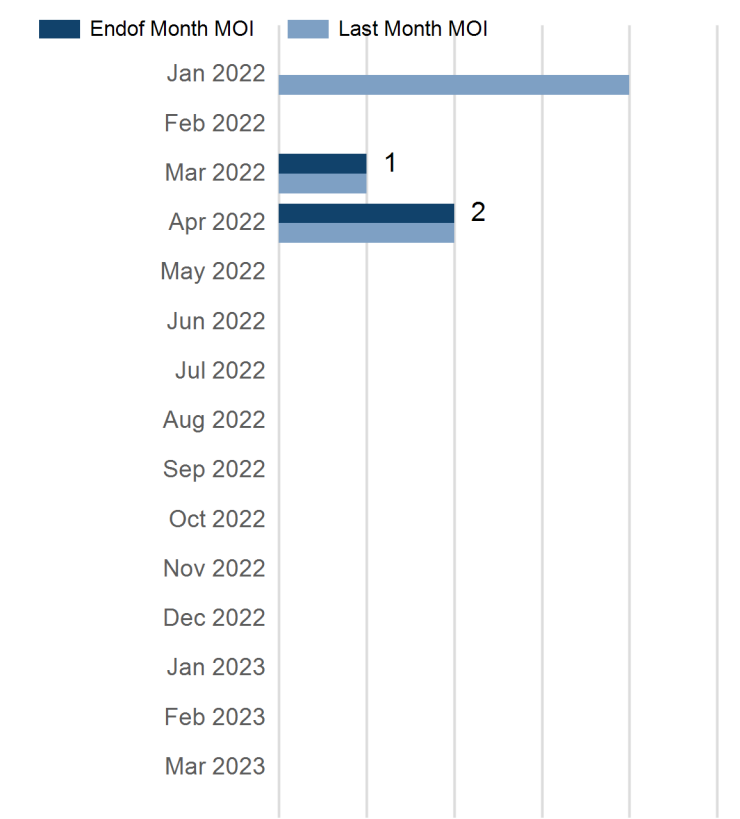


Prompt Month	End of Month - Daily Settlement	Volume	Endof Month MOI
Jan 2022	\$1,400.00	15	
Feb 2022	\$1,165.00	33	18
Mar 2022	\$990.00	54	19
Apr 2022	\$950.00	18	10
May 2022	\$935.00	24	7
Jun 2022	\$935.00		1
Jul 2022	\$935.00		
Aug 2022	\$935.00		
Sep 2022	\$935.00		
Oct 2022	\$935.00		
Nov 2022	\$935.00		
Dec 2022	\$935.00		
Jan 2023	\$900.00		
Feb 2023	\$900.00		
Mar 2023	\$900.00		





Prompt Month	End of Month - Daily Settlement	Volume	Endof Month MOI
Jan 2022	\$1,027.77		
Feb 2022	\$1,035.00		
Mar 2022	\$1,020.00	6	1
Apr 2022	\$1,010.00		2
May 2022	\$1,000.00		
Jun 2022	\$937.50		
Jul 2022	\$937.50		
Aug 2022	\$937.50		
Sep 2022	\$937.50		
Oct 2022	\$920.00		
Nov 2022	\$920.00		
Dec 2022	\$920.00		
Jan 2023	\$920.00		
Feb 2023	\$920.00		
Mar 2023	\$920.00		



Front Month	
Average	\$1,022.61
Minimum	\$980.00
Maximum	\$1,050.00

Volume (Excl UNA) - Jan 2022	
Lots	6

Volume - Jan 2022	
Lots	6
Tonnes	60

Volume - Year To date	
Lots	6
Tonnes	60