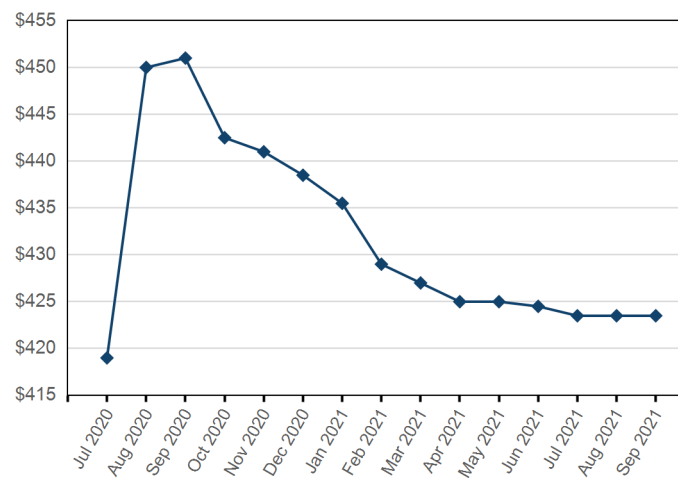


3rd Month



Trade date

Forward curve



Prompt Month

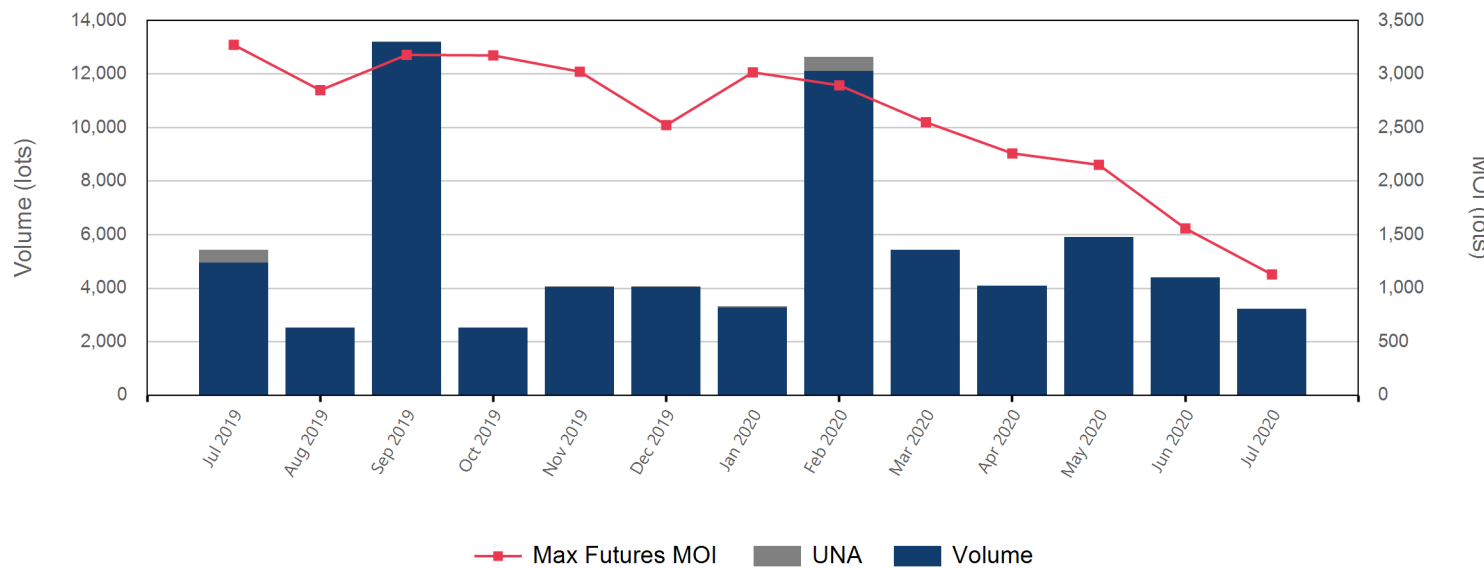
| Front Month | |
|-------------|----------|
| Average | \$418.63 |
| Minimum | \$410.00 |
| Maximum | \$427.50 |

| Volume (Excl UNA) - Jul 2020 | |
|------------------------------|-------|
| Lots | 3,215 |

| Volume - Jul 2020 | |
|-------------------|--------|
| Lots | 3,215 |
| Tonnes | 32,150 |

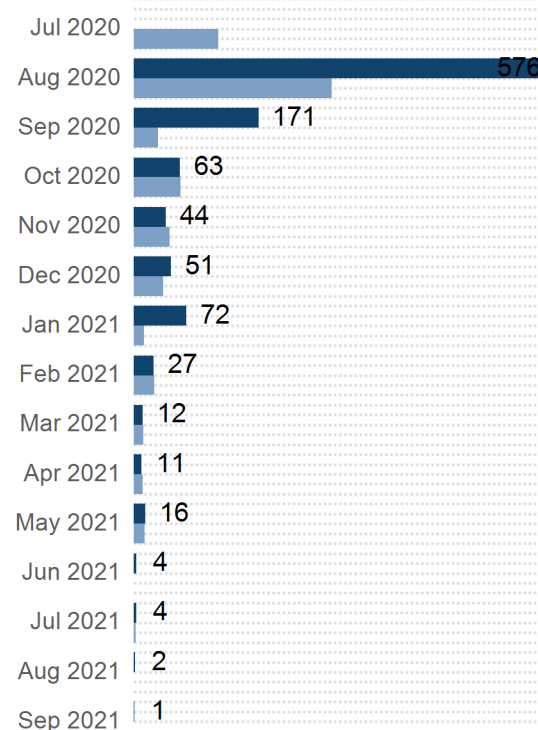
| Volume - Year To date | |
|-----------------------|---------|
| Lots | 38,957 |
| Tonnes | 389,570 |

Volume & Futures Market Open Interest (MOI)

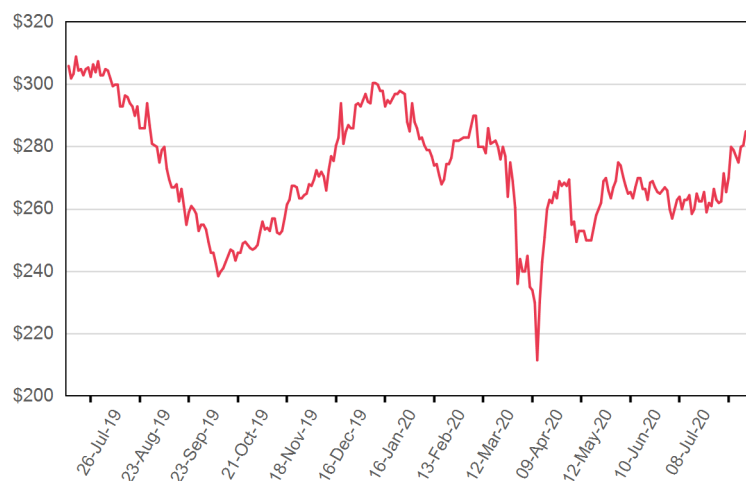


| Prompt Month | End of Month - Daily Settlement | Volume | End of Month MOI |
|--------------|---------------------------------|--------|------------------|
| Jul 2020 | \$419.00 | 249 | |
| Aug 2020 | \$450.00 | 1,176 | 576 |
| Sep 2020 | \$451.00 | 814 | 171 |
| Oct 2020 | \$442.50 | 250 | 63 |
| Nov 2020 | \$441.00 | 240 | 44 |
| Dec 2020 | \$438.50 | 171 | 51 |
| Jan 2021 | \$435.50 | 213 | 72 |
| Feb 2021 | \$429.00 | 6 | 27 |
| Mar 2021 | \$427.00 | 12 | 12 |
| Apr 2021 | \$425.00 | 15 | 11 |
| May 2021 | \$425.00 | 15 | 16 |
| Jun 2021 | \$424.50 | 21 | 4 |
| Jul 2021 | \$423.50 | 15 | 4 |
| Aug 2021 | \$423.50 | 15 | 2 |
| Sep 2021 | \$423.50 | 3 | 1 |

End of Month MOI Last Month MOI

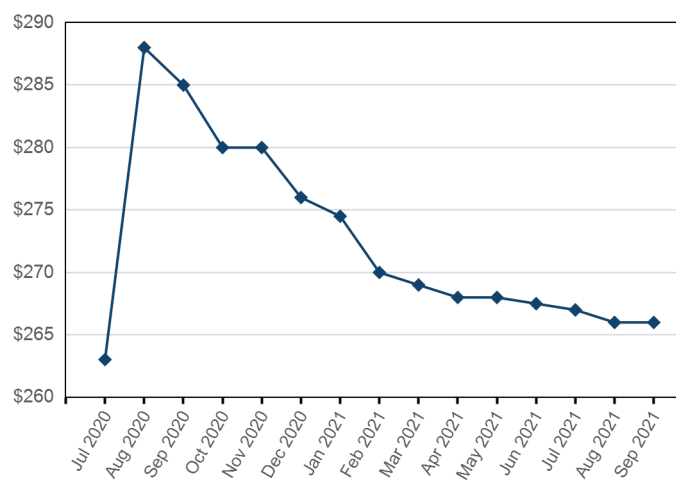


3rd Month



Trade date

Forward curve



Prompt Month

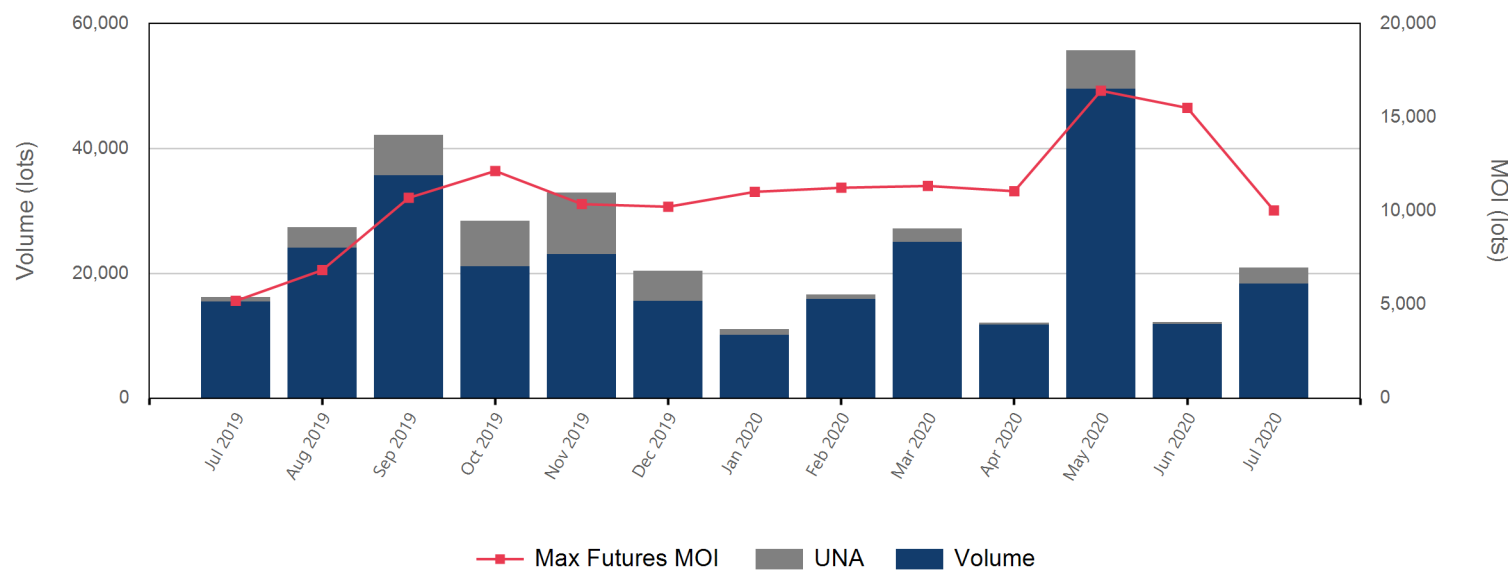
| Front Month | |
|-------------|----------|
| Average | \$261.89 |
| Minimum | \$257.00 |
| Maximum | \$266.50 |

| Volume (Excl UNA) - Jul 2020 | |
|------------------------------|--------|
| Lots | 18,350 |

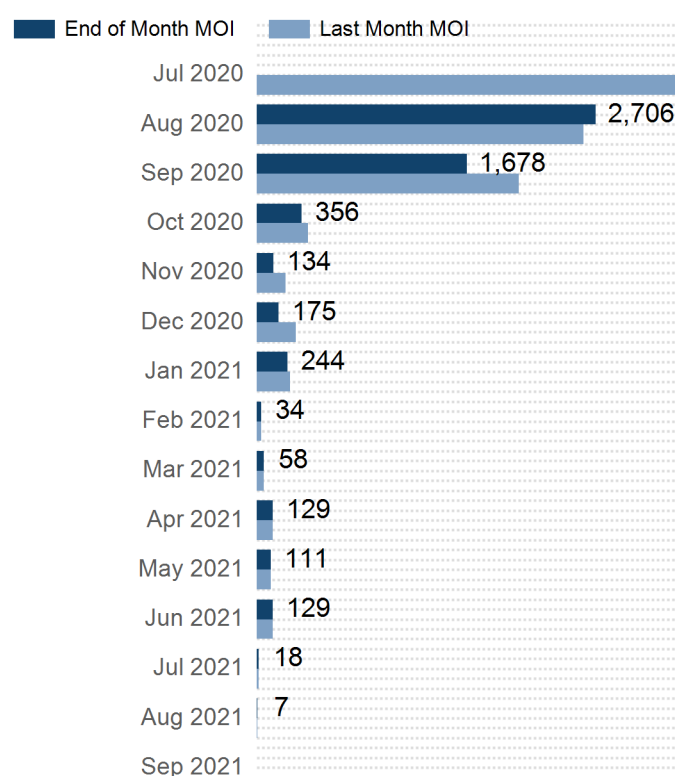
| Volume - Jul 2020 | |
|-------------------|---------|
| Lots | 20,912 |
| Tonnes | 209,120 |

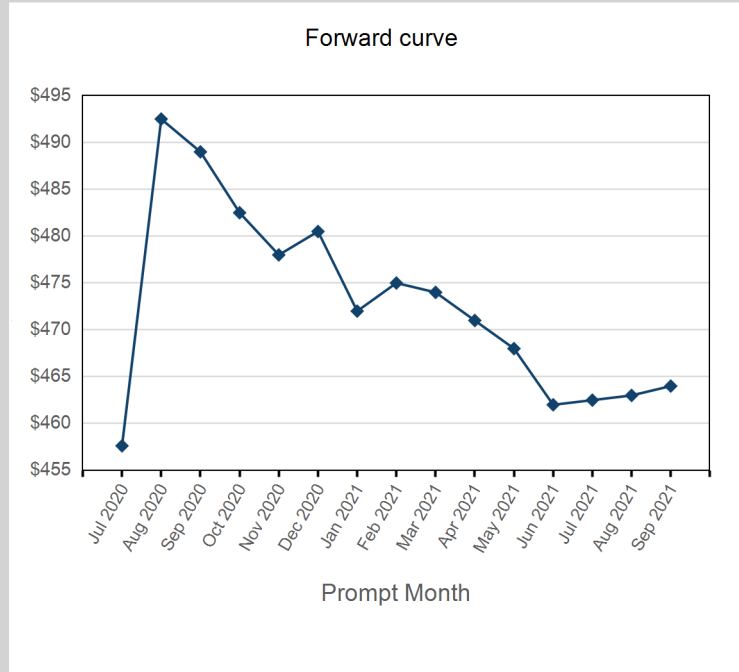
| Volume - Year To date | |
|-----------------------|-----------|
| Lots | 155,507 |
| Tonnes | 1,555,070 |

Volume & Futures Market Open Interest (MOI)



| Prompt Month | End of Month - Daily Settlement | Volume | End of Month MOI |
|--------------|---------------------------------|--------|------------------|
| Jul 2020 | \$263.03 | 394 | |
| Aug 2020 | \$288.00 | 5,900 | 2,706 |
| Sep 2020 | \$285.00 | 8,277 | 1,678 |
| Oct 2020 | \$280.00 | 3,042 | 356 |
| Nov 2020 | \$280.00 | 1,637 | 134 |
| Dec 2020 | \$276.00 | 1,473 | 175 |
| Jan 2021 | \$274.50 | 117 | 244 |
| Feb 2021 | \$270.00 | 21 | 34 |
| Mar 2021 | \$269.00 | 9 | 58 |
| Apr 2021 | \$268.00 | 3 | 129 |
| May 2021 | \$268.00 | 6 | 111 |
| Jun 2021 | \$267.50 | 6 | 129 |
| Jul 2021 | \$267.00 | 15 | 18 |
| Aug 2021 | \$266.00 | 12 | 7 |
| Sep 2021 | \$266.00 | | |



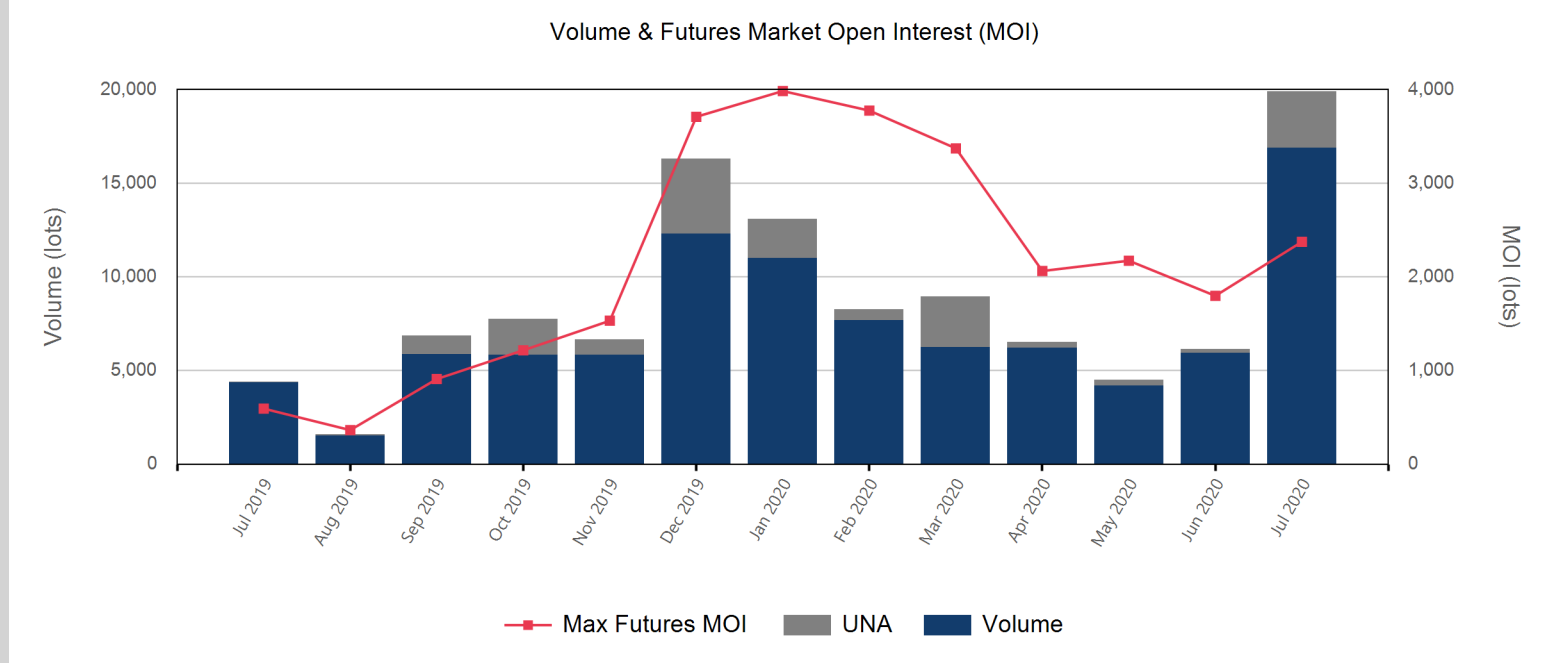


| Front Month | |
|-------------|----------|
| Average | \$451.64 |
| Minimum | \$438.00 |
| Maximum | \$463.00 |

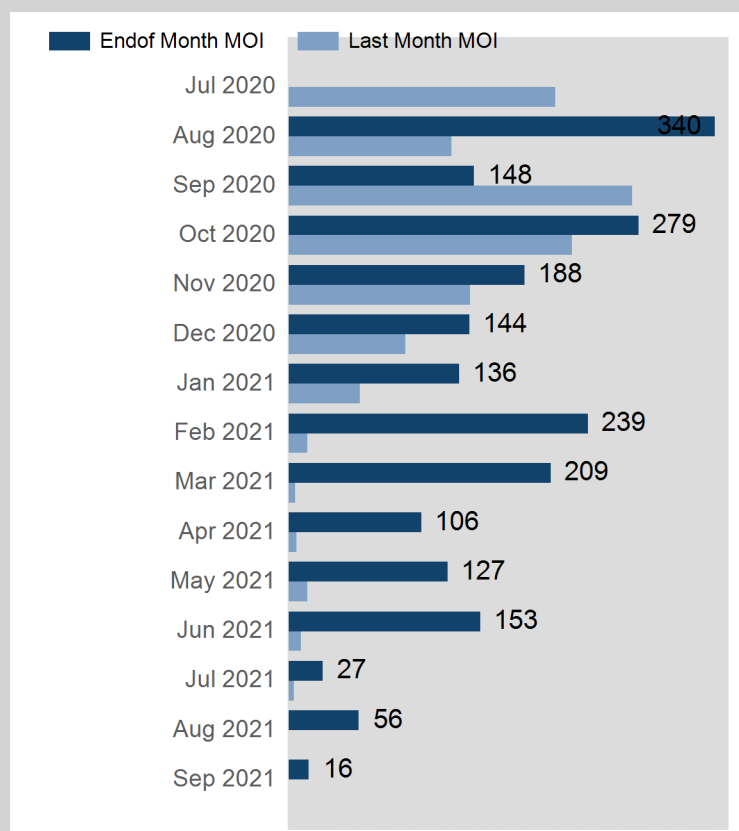
| Volume (Excl UNA) - Jul 2020 | |
|------------------------------|--------|
| Lots | 16,897 |

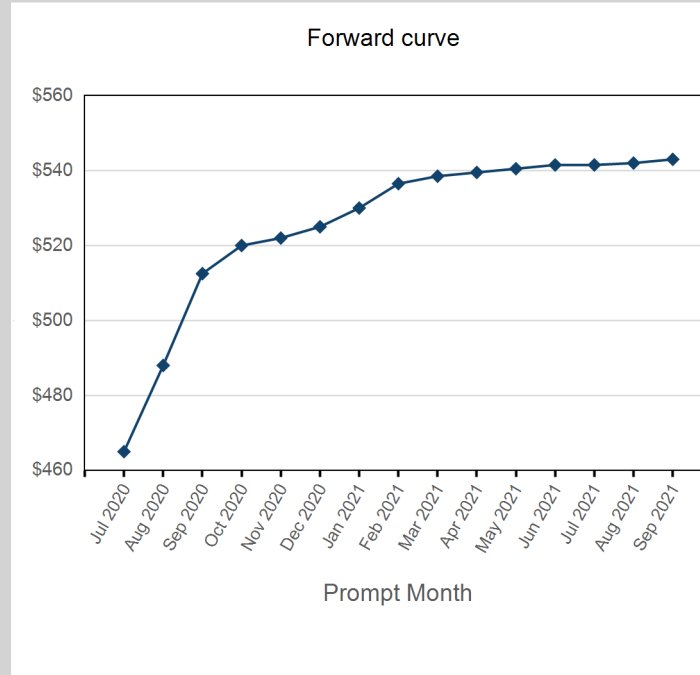
| Volume - Jul 2020 | |
|-------------------|---------|
| Lots | 19,897 |
| Tonnes | 198,970 |

| Volume - Year To date | |
|-----------------------|---------|
| Lots | 67,392 |
| Tonnes | 673,920 |



| Prompt Month | End of Month - Daily Settlement | Volume | End of Month MOI |
|--------------|---------------------------------|--------|------------------|
| Jul 2020 | \$457.62 | 999 | |
| Aug 2020 | \$492.50 | 2,313 | 340 |
| Sep 2020 | \$489.00 | 2,181 | 148 |
| Oct 2020 | \$482.50 | 1,835 | 279 |
| Nov 2020 | \$478.00 | 1,551 | 188 |
| Dec 2020 | \$480.50 | 1,580 | 144 |
| Jan 2021 | \$472.00 | 2,291 | 136 |
| Feb 2021 | \$475.00 | 2,030 | 239 |
| Mar 2021 | \$474.00 | 1,964 | 209 |
| Apr 2021 | \$471.00 | 772 | 106 |
| May 2021 | \$468.00 | 824 | 127 |
| Jun 2021 | \$462.00 | 969 | 153 |
| Jul 2021 | \$462.50 | 163 | 27 |
| Aug 2021 | \$463.00 | 335 | 56 |
| Sep 2021 | \$464.00 | 90 | 16 |



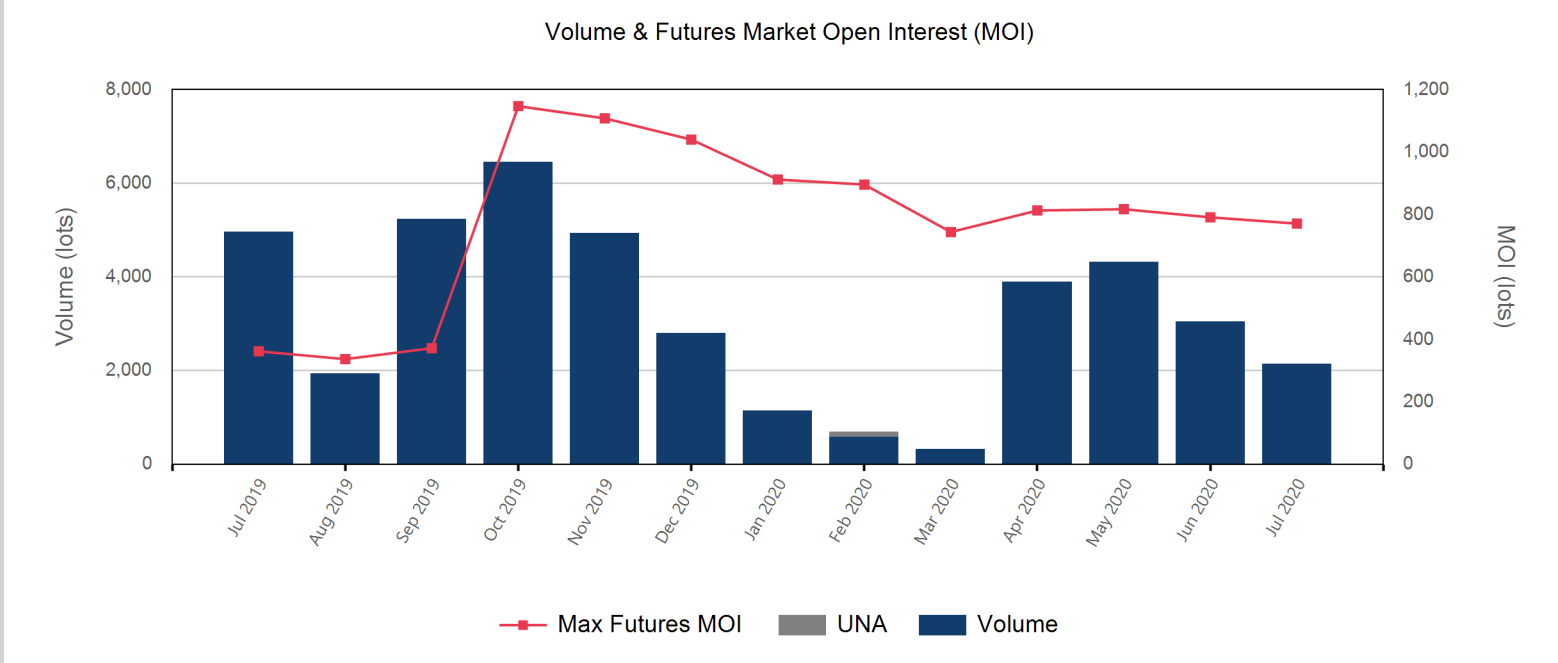


| Front Month | |
|-------------|----------|
| Average | \$476.37 |
| Minimum | \$461.50 |
| Maximum | \$485.50 |

| Volume (Excl UNA) - Jul 2020 | |
|------------------------------|-------|
| Lots | 2,148 |

| Volume - Jul 2020 | |
|-------------------|--------|
| Lots | 2,148 |
| Short tons | 21,480 |

| Volume - Year To date | |
|-----------------------|---------|
| Lots | 15,563 |
| Short tons | 155,630 |



| Prompt Month | End of Month - Daily Settlement | Volume | End of Month MOI |
|--------------|---------------------------------|--------|------------------|
| Jul 2020 | \$465.00 | 255 | |
| Aug 2020 | \$488.00 | 903 | 133 |
| Sep 2020 | \$512.50 | 303 | 118 |
| Oct 2020 | \$520.00 | 105 | 186 |
| Nov 2020 | \$522.00 | 267 | 135 |
| Dec 2020 | \$525.00 | 96 | 113 |
| Jan 2021 | \$530.00 | 129 | 29 |
| Feb 2021 | \$536.50 | 24 | 7 |
| Mar 2021 | \$538.50 | 18 | 0 |
| Apr 2021 | \$539.50 | 6 | 0 |
| May 2021 | \$540.50 | | 0 |
| Jun 2021 | \$541.50 | 12 | 0 |
| Jul 2021 | \$541.50 | 6 | 2 |
| Aug 2021 | \$542.00 | 24 | 2 |
| Sep 2021 | \$543.00 | | |

