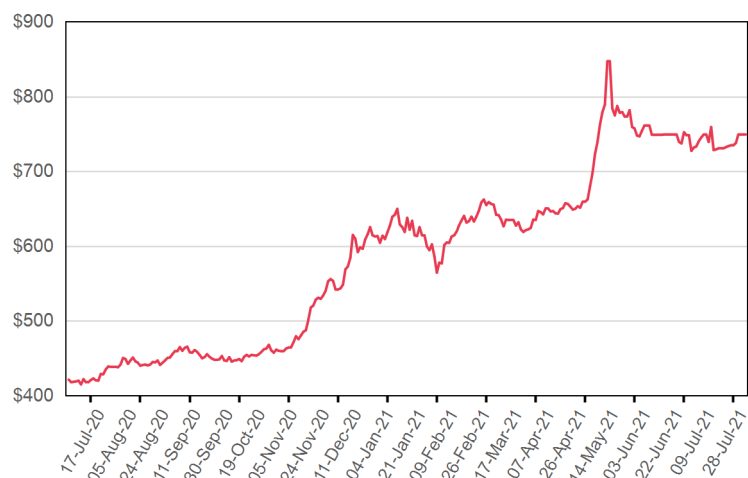
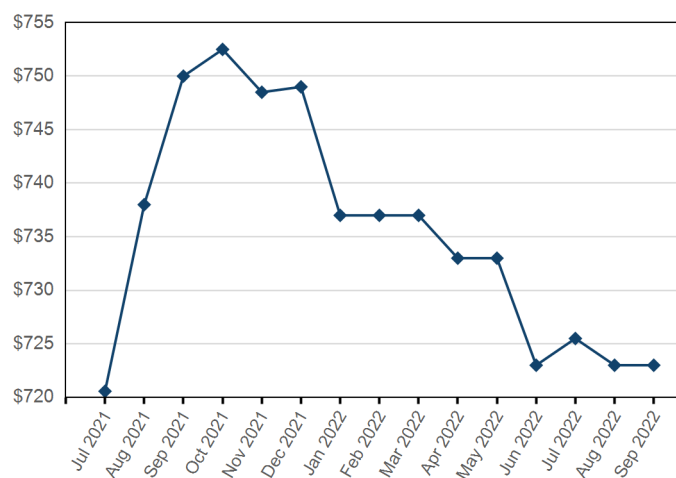


3rd Month



Trade date

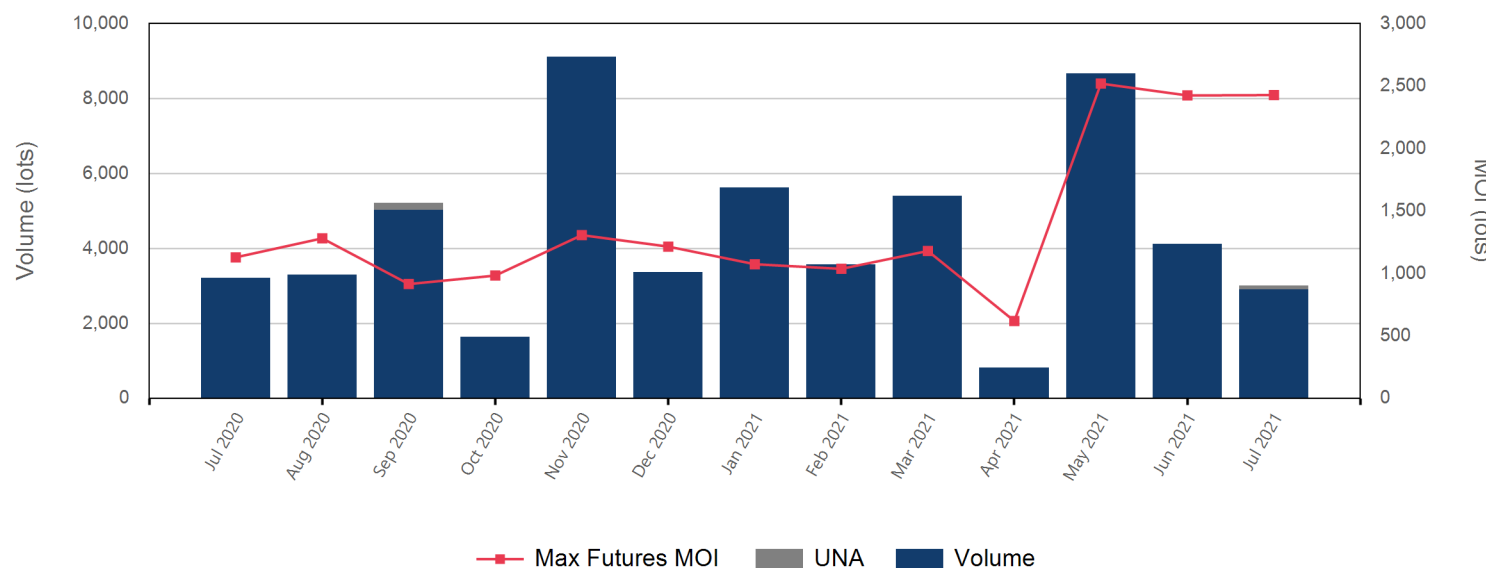
Forward curve



Prompt Month

Front Month	
Average	\$731.30
Minimum	\$720.57
Maximum	\$753.00

Volume & Futures Market Open Interest (MOI)



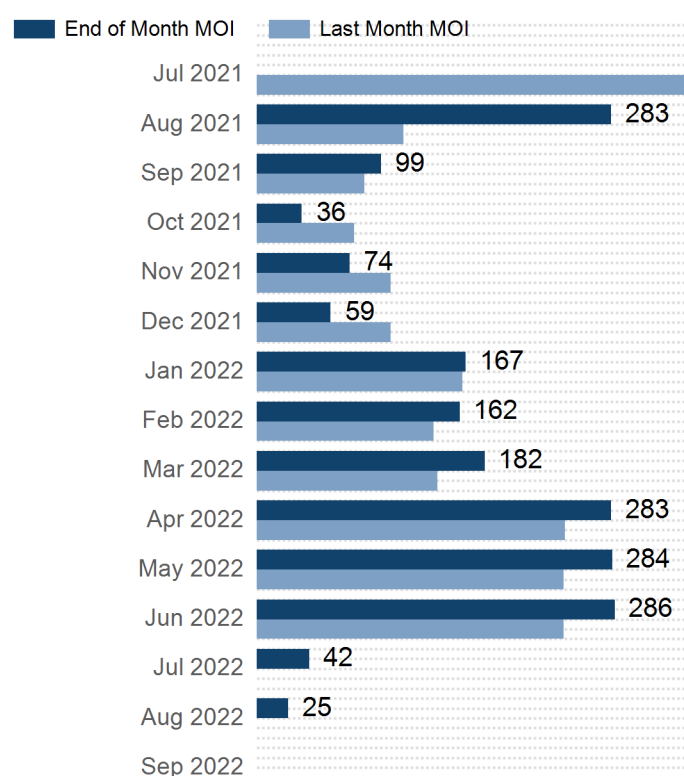
Max Futures MOI UNA Volume

Volume (Excl UNA) - Jul 2021	
Lots	2,908

Volume - Jul 2021	
Lots	3,008
Tonnes	30,080

Volume - Year To date	
Lots	31,162
Tonnes	311,620

Prompt Month	End of Month - Daily Settlement	Volume	End of Month MOI
Jul 2021	\$720.57	379	
Aug 2021	\$738.00	1,168	283
Sep 2021	\$750.00	98	99
Oct 2021	\$752.50	227	36
Nov 2021	\$748.50	242	74
Dec 2021	\$749.00	209	59
Jan 2022	\$737.00	41	167
Feb 2022	\$737.00	108	162
Mar 2022	\$737.00	115	182
Apr 2022	\$733.00	94	283
May 2022	\$733.00	78	284
Jun 2022	\$723.00	108	286
Jul 2022	\$725.50	87	42
Aug 2022	\$723.00	54	25
Sep 2022	\$723.00		

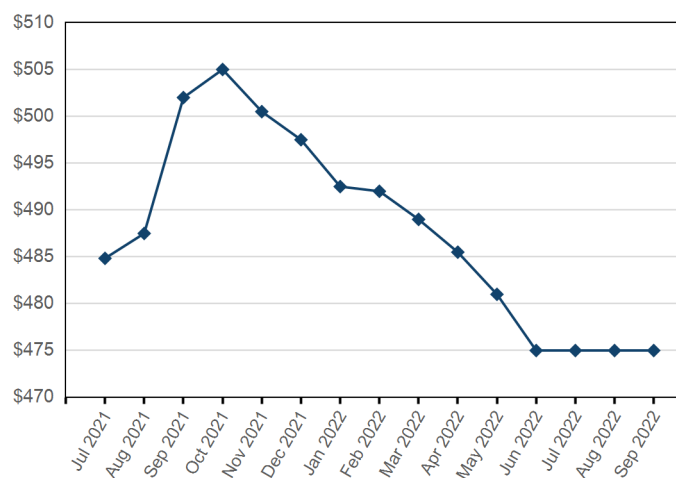


3rd Month



Trade date

Forward curve



Prompt Month

Front Month	
Average	\$497.15
Minimum	\$484.84
Maximum	\$518.00

Volume (Excl UNA) - Jul 2021

Lots	22,506
------	--------

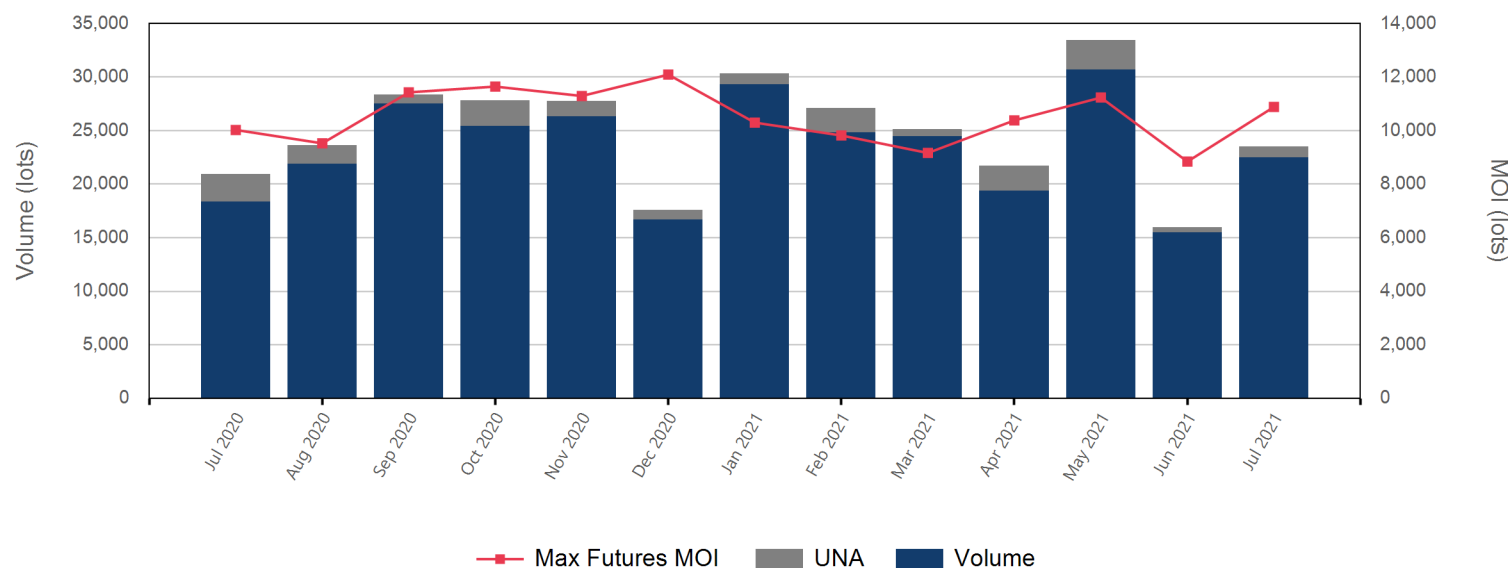
Volume - Jul 2021

Lots	23,516
Tonnes	235,160

Volume - Year To date

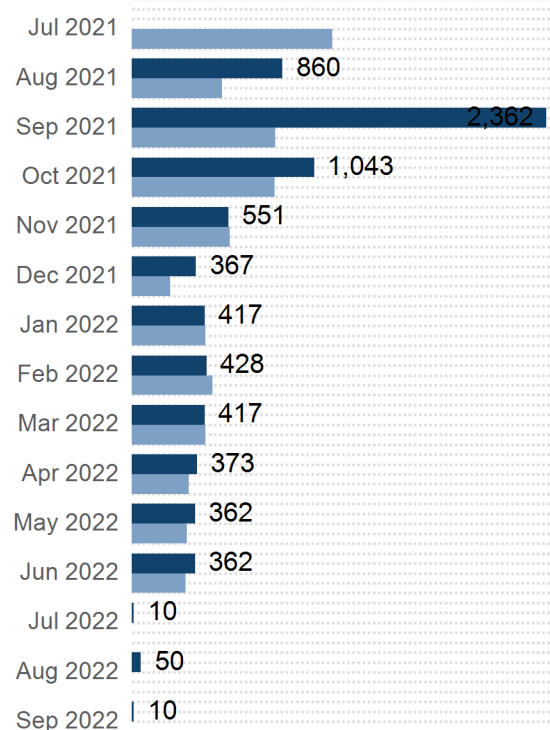
Lots	177,044
Tonnes	1,770,440

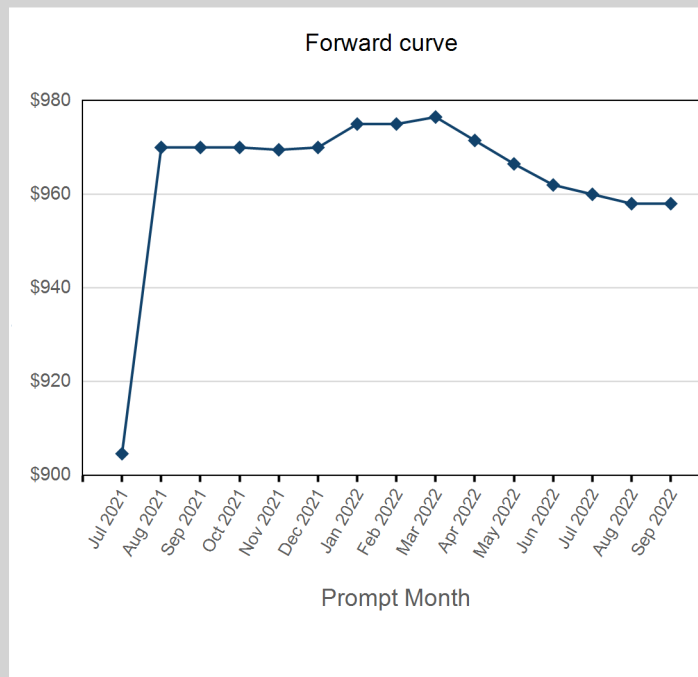
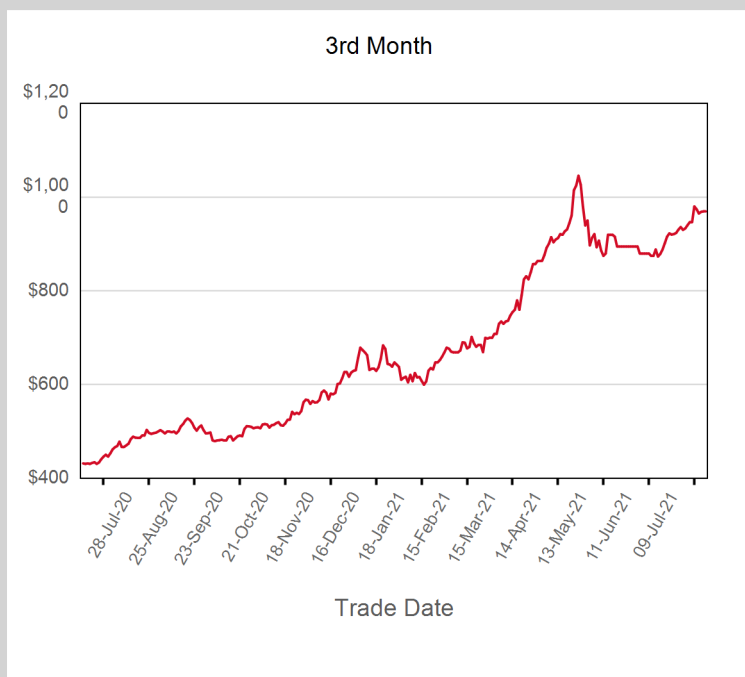
Volume & Futures Market Open Interest (MOI)



Prompt Month	End of Month - Daily Settlement	Volume	End of Month MOI
Jul 2021	\$484.84	2,776	
Aug 2021	\$487.50	4,320	860
Sep 2021	\$502.00	12,041	2,362
Oct 2021	\$505.00	2,824	1,043
Nov 2021	\$500.50	126	551
Dec 2021	\$497.50	375	367
Jan 2022	\$492.50	51	417
Feb 2022	\$492.00	133	428
Mar 2022	\$489.00	14	417
Apr 2022	\$485.50	224	373
May 2022	\$481.00	233	362
Jun 2022	\$475.00	211	362
Jul 2022	\$475.00	20	10
Aug 2022	\$475.00	148	50
Sep 2022	\$475.00	20	10

End of Month MOI Last Month MOI



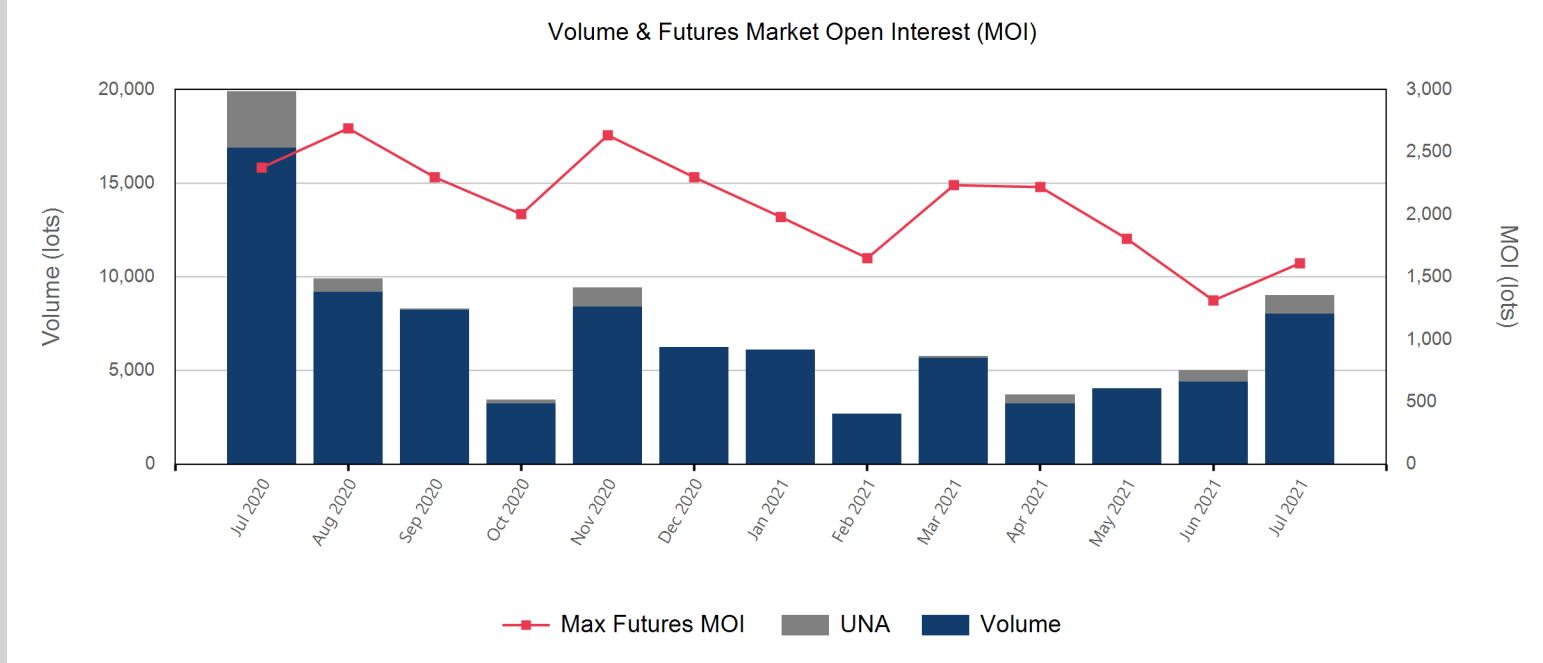


Front Month	
Average	\$899.91
Minimum	\$873.00
Maximum	\$917.00

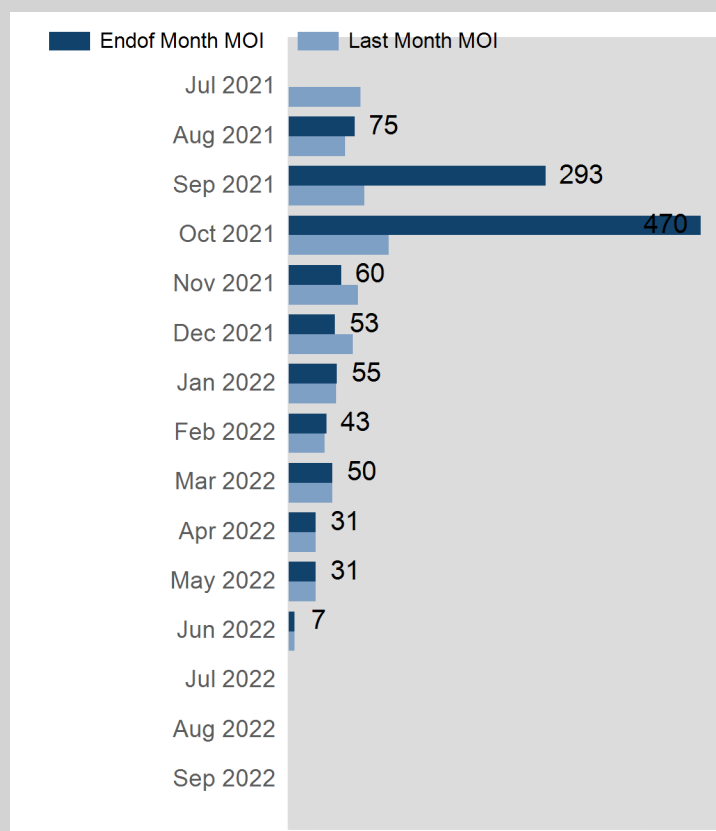
Volume (Excl UNA) - Jul 2021	
Lots	8,013

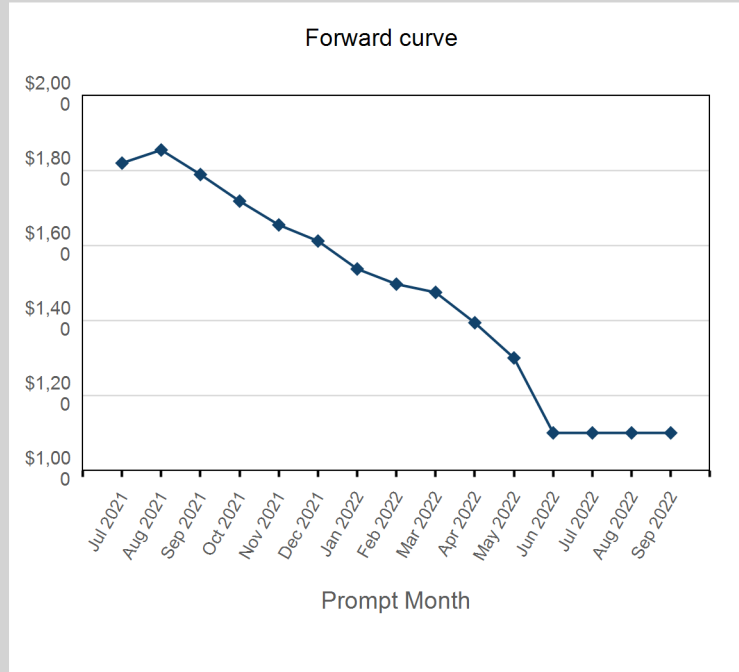
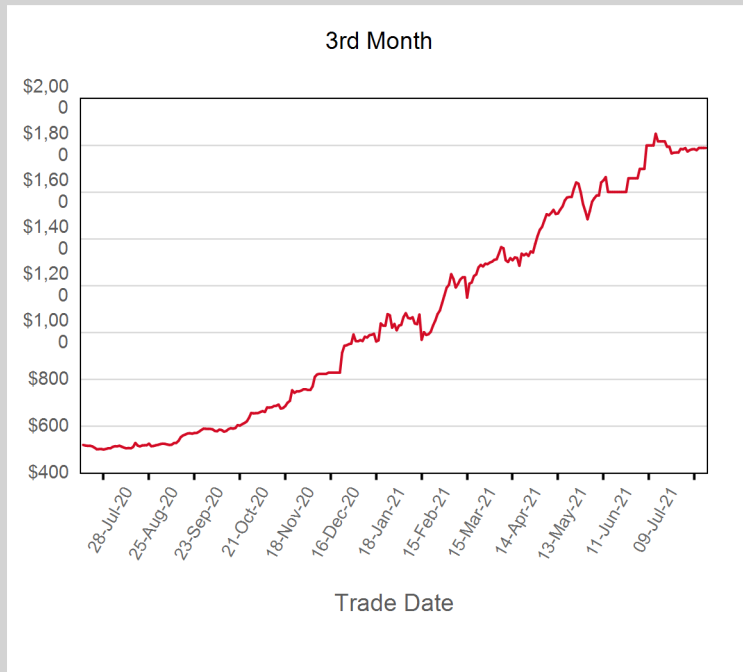
Volume - Jul 2021	
Lots	9,013
Tonnes	90,130

Volume - Year To date	
Lots	36,371
Tonnes	363,710



Prompt Month	End of Month - Daily Settlement	Volume	End of Month MOI
Jul 2021	\$904.62	229	
Aug 2021	\$970.00	215	75
Sep 2021	\$970.00	4,984	293
Oct 2021	\$970.00	3,138	470
Nov 2021	\$969.50	75	60
Dec 2021	\$970.00	121	53
Jan 2022	\$975.00	90	55
Feb 2022	\$975.00	71	43
Mar 2022	\$976.50	58	50
Apr 2022	\$971.50	17	31
May 2022	\$966.50	6	31
Jun 2022	\$962.00	9	7
Jul 2022	\$960.00		
Aug 2022	\$958.00		
Sep 2022	\$958.00		



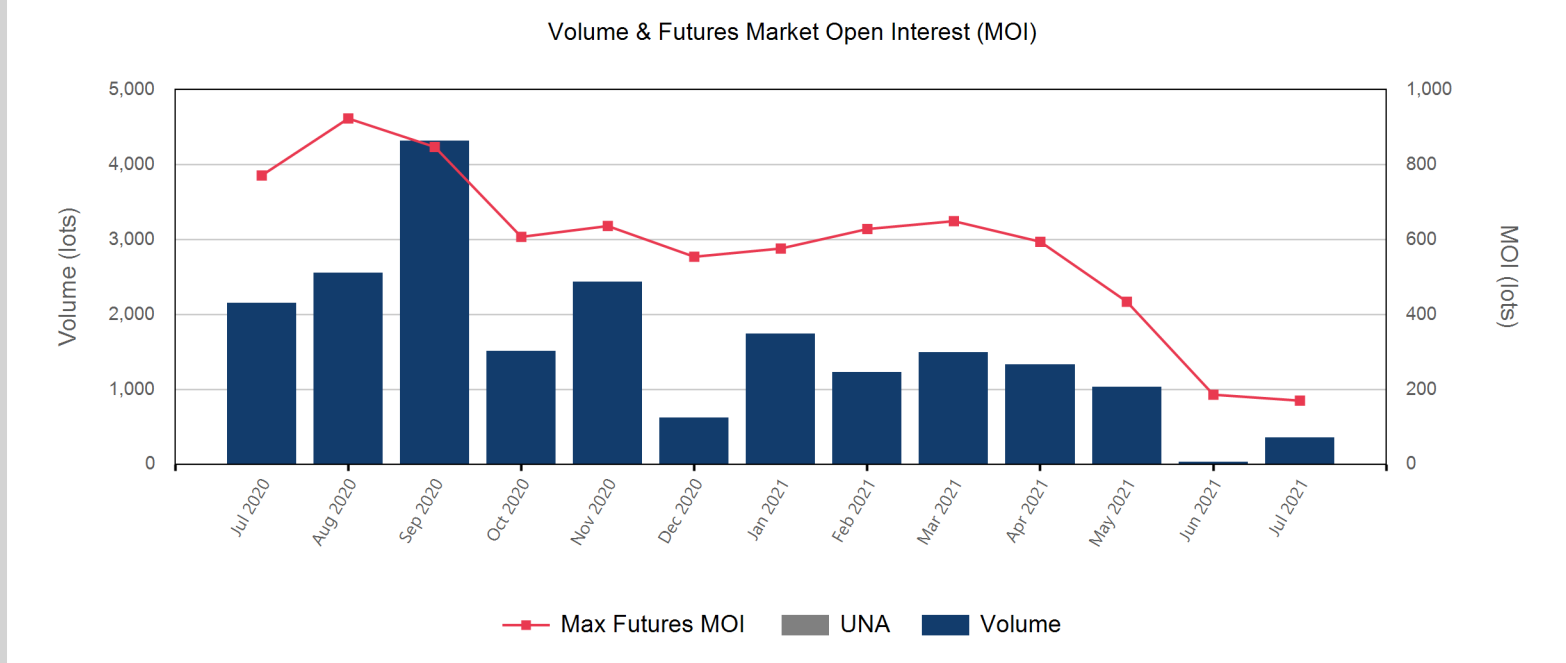


Front Month	
Average	\$1,813.95
Minimum	\$1,800.00
Maximum	\$1,825.00

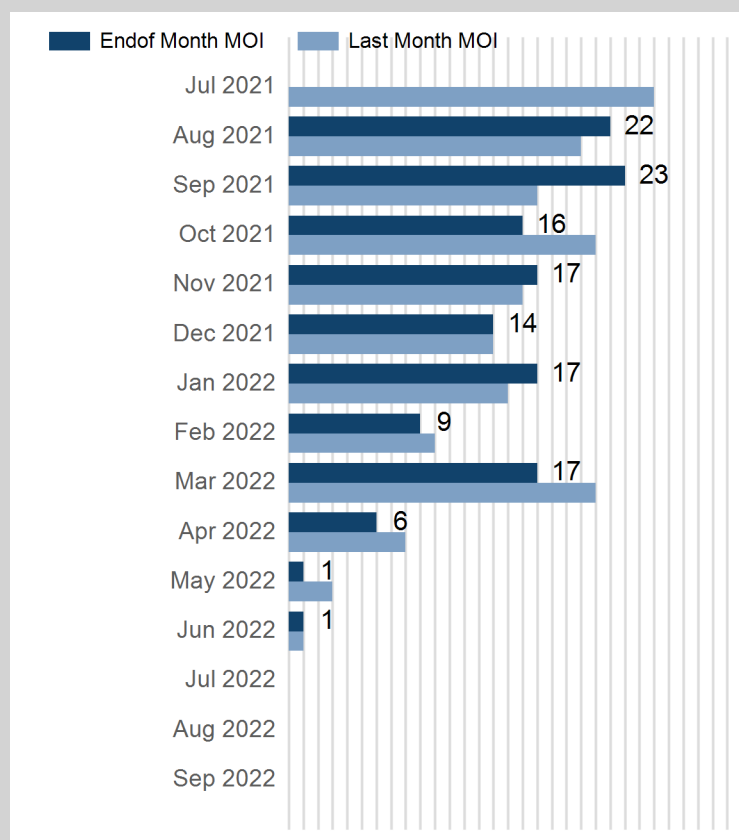
Volume (Excl UNA) - Jul 2021	
Lots	354

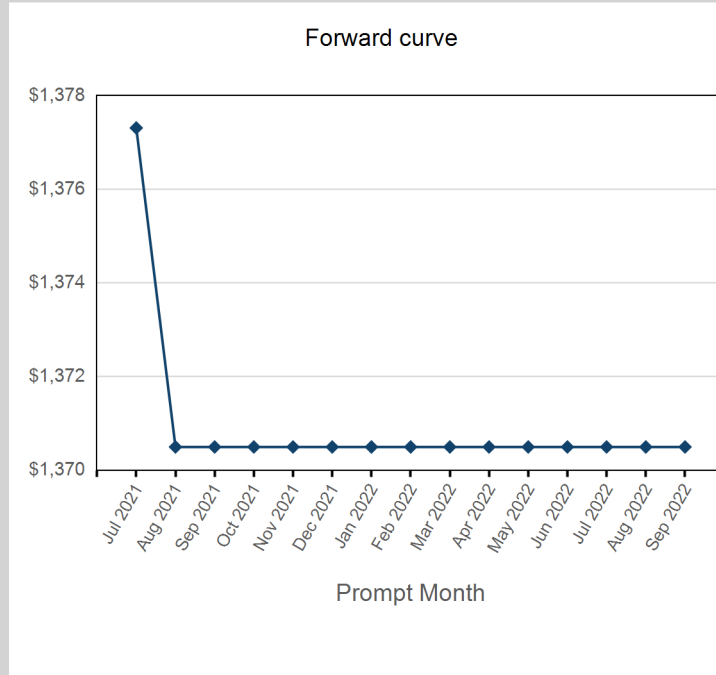
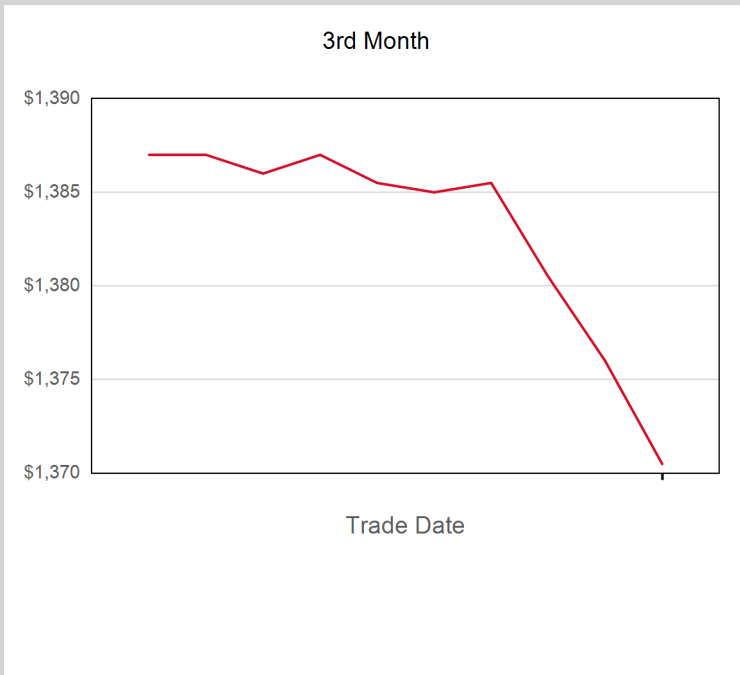
Volume - Jul 2021	
Lots	354
Short tons	3,540

Volume - Year To date	
Lots	7,206
Short tons	72,060

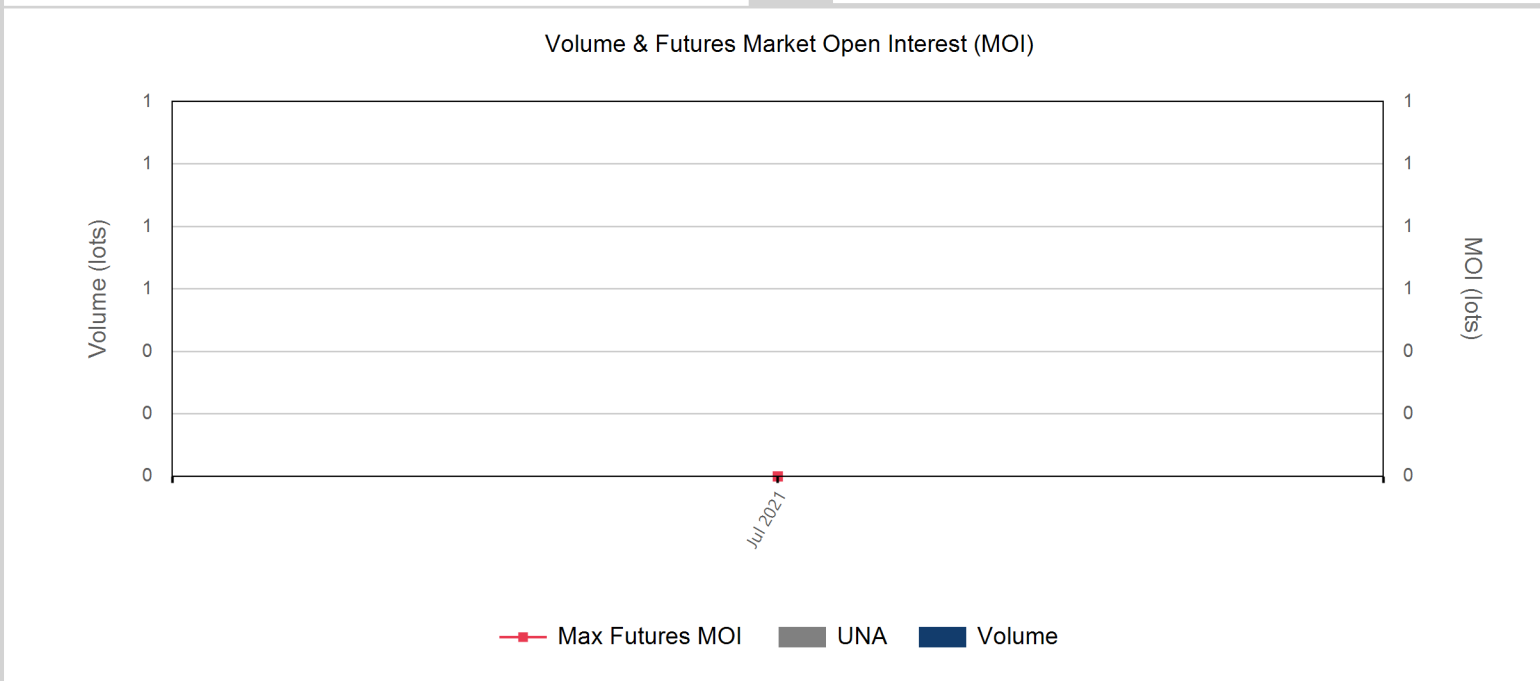


Prompt Month	End of Month - Daily Settlement	Volume	End of Month MOI
Jul 2021	\$1,820.00	15	
Aug 2021	\$1,855.00	21	22
Sep 2021	\$1,789.50	75	23
Oct 2021	\$1,718.50	85	16
Nov 2021	\$1,655.00	23	17
Dec 2021	\$1,612.00	42	14
Jan 2022	\$1,537.50	18	17
Feb 2022	\$1,497.00	19	9
Mar 2022	\$1,475.00	39	17
Apr 2022	\$1,394.00	8	6
May 2022	\$1,300.00	9	1
Jun 2022	\$1,100.00		1
Jul 2022	\$1,100.00		
Aug 2022	\$1,100.00		
Sep 2022	\$1,100.00		





Front Month	
Average	\$1,379.53
Minimum	\$1,376.00
Maximum	\$1,381.50



Volume (Excl UNA) - Jul 2021	
Lots	0

Volume - Jul 2021	
Lots	0
Tonnes	0

Volume - Year To date	
Lots	0
Tonnes	0

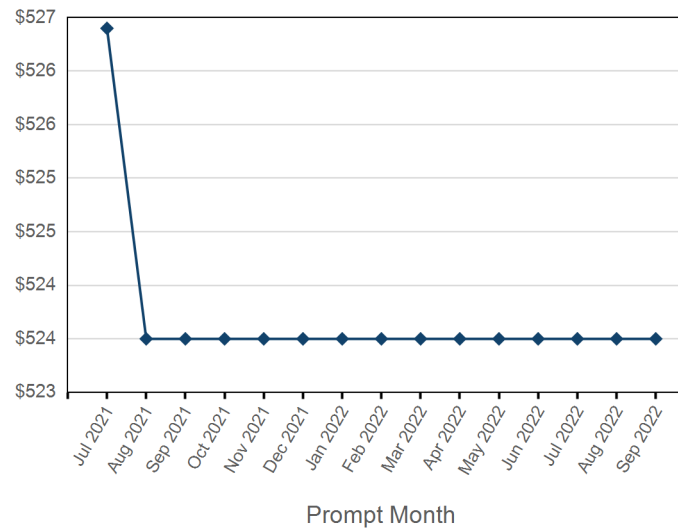
Prompt Month	End of Month - Daily Settlement	Volume	End of Month MOI
Jul 2021	\$1,377.31		
Aug 2021	\$1,370.50		
Sep 2021	\$1,370.50		
Oct 2021	\$1,370.50		
Nov 2021	\$1,370.50		
Dec 2021	\$1,370.50		
Jan 2022	\$1,370.50		
Feb 2022	\$1,370.50		
Mar 2022	\$1,370.50		
Apr 2022	\$1,370.50		
May 2022	\$1,370.50		
Jun 2022	\$1,370.50		
Jul 2022	\$1,370.50		
Aug 2022	\$1,370.50		
Sep 2022	\$1,370.50		

End of Month MOI	Last Month MOI
Jul 2021	
Aug 2021	
Sep 2021	
Oct 2021	
Nov 2021	
Dec 2021	
Jan 2022	
Feb 2022	
Mar 2022	
Apr 2022	
May 2022	
Jun 2022	
Jul 2022	
Aug 2022	
Sep 2022	

3rd Month

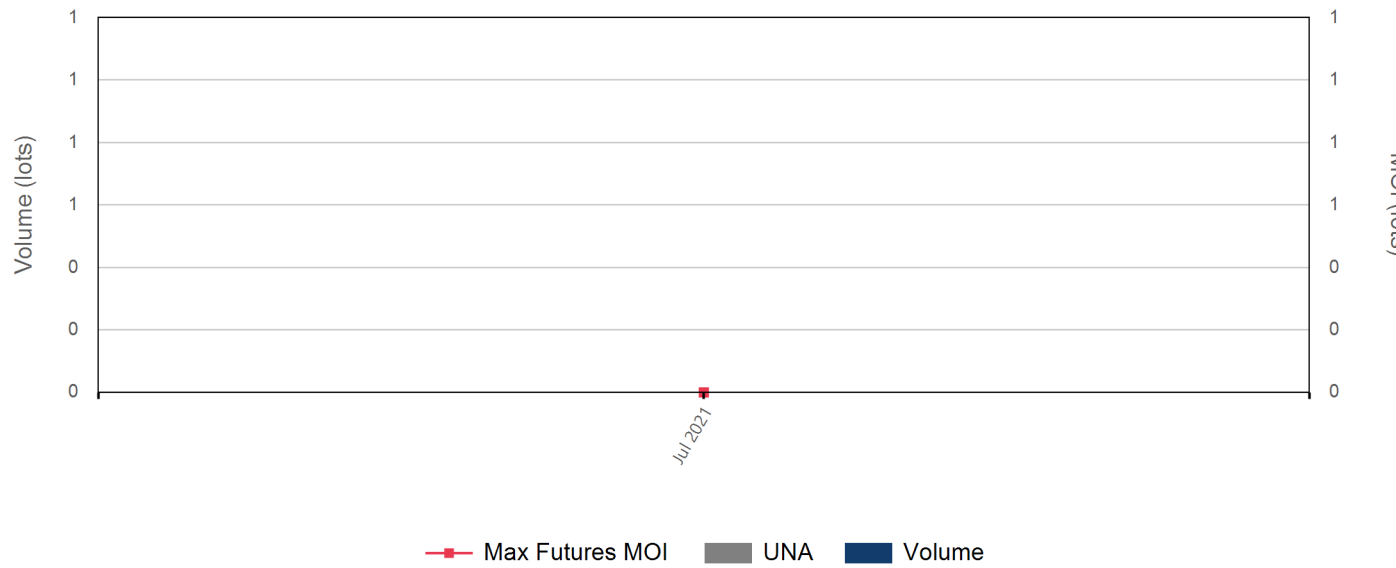


Forward curve



Front Month	
Average	\$528.14
Minimum	\$526.40
Maximum	\$529.00

Volume & Futures Market Open Interest (MOI)



Volume (Excl UNA) - Jul 2021	
Lots	0

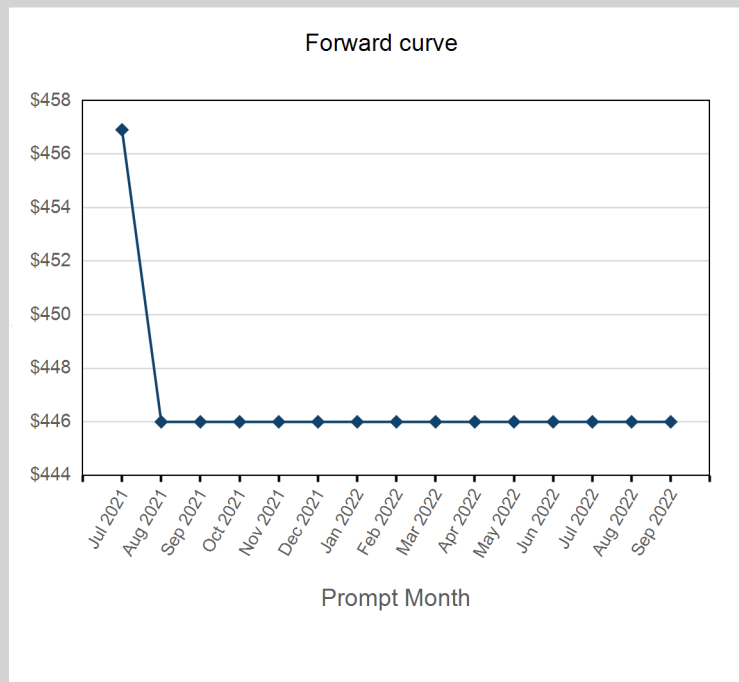
Volume - Jul 2021	
Lots	0
Tonnes	0

Volume - Year To date	
Lots	0
Tonnes	0

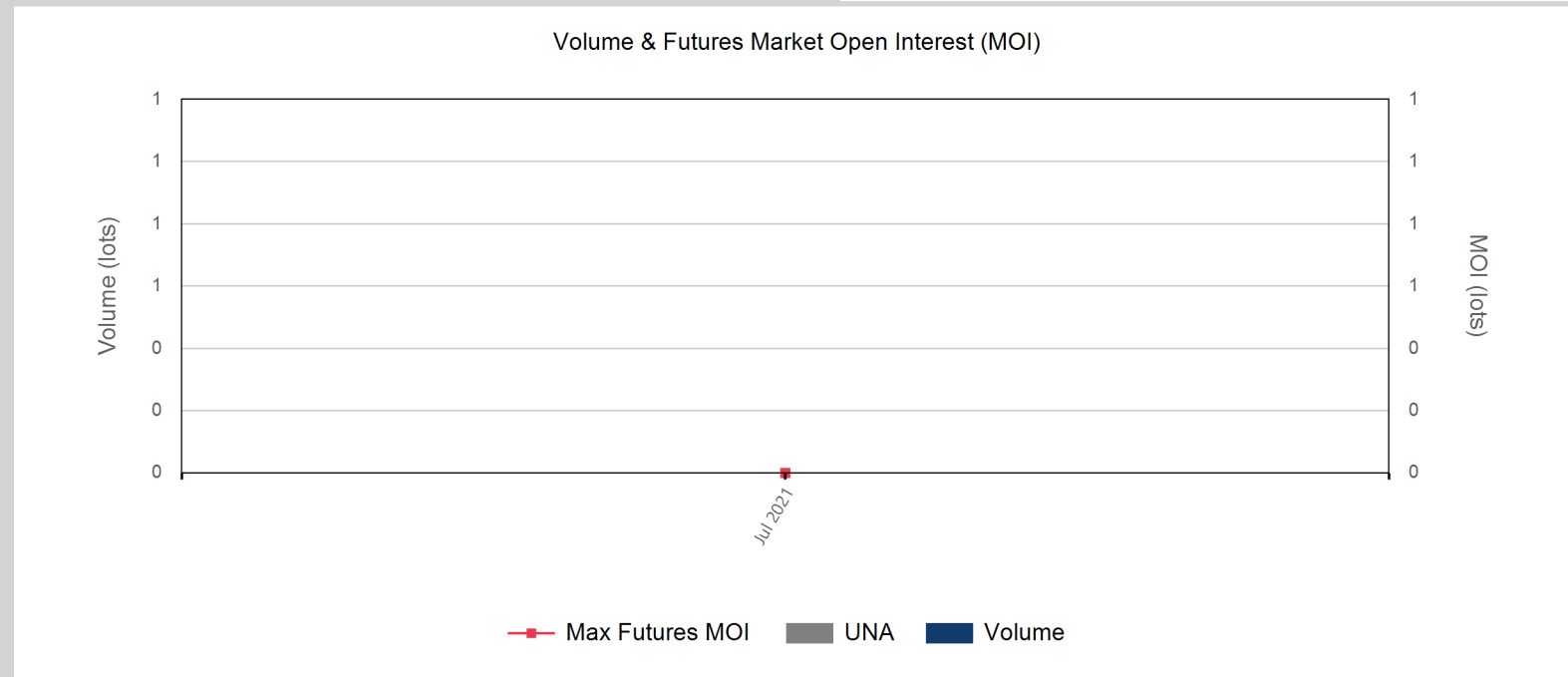
Prompt Month	End of Month - Daily Settlement	Volume	End of Month MOI
Jul 2021	\$526.40		
Aug 2021	\$523.50		
Sep 2021	\$523.50		
Oct 2021	\$523.50		
Nov 2021	\$523.50		
Dec 2021	\$523.50		
Jan 2022	\$523.50		
Feb 2022	\$523.50		
Mar 2022	\$523.50		
Apr 2022	\$523.50		
May 2022	\$523.50		
Jun 2022	\$523.50		
Jul 2022	\$523.50		
Aug 2022	\$523.50		
Sep 2022	\$523.50		

End of Month MOI Last Month MOI

Month	End of Month MOI	Last Month MOI
Jul 2021	0	0
Aug 2021	0	0
Sep 2021	0	0
Oct 2021	0	0
Nov 2021	0	0
Dec 2021	0	0
Jan 2022	0	0
Feb 2022	0	0
Mar 2022	0	0
Apr 2022	0	0
May 2022	0	0
Jun 2022	0	0
Jul 2022	0	0
Aug 2022	0	0
Sep 2022	0	0



Front Month	
Average	\$458.69
Minimum	\$456.91
Maximum	\$460.50



Volume (Excl UNA) - Jul 2021	
Lots	0

Volume - Jul 2021	
Lots	0
Tonnes	0

Volume - Year To date	
Lots	0
Tonnes	0

Prompt Month	End of Month - Daily Settlement	Volume	End of Month MOI
Jul 2021	\$456.91		
Aug 2021	\$446.00		
Sep 2021	\$446.00		
Oct 2021	\$446.00		
Nov 2021	\$446.00		
Dec 2021	\$446.00		
Jan 2022	\$446.00		
Feb 2022	\$446.00		
Mar 2022	\$446.00		
Apr 2022	\$446.00		
May 2022	\$446.00		
Jun 2022	\$446.00		
Jul 2022	\$446.00		
Aug 2022	\$446.00		
Sep 2022	\$446.00		

