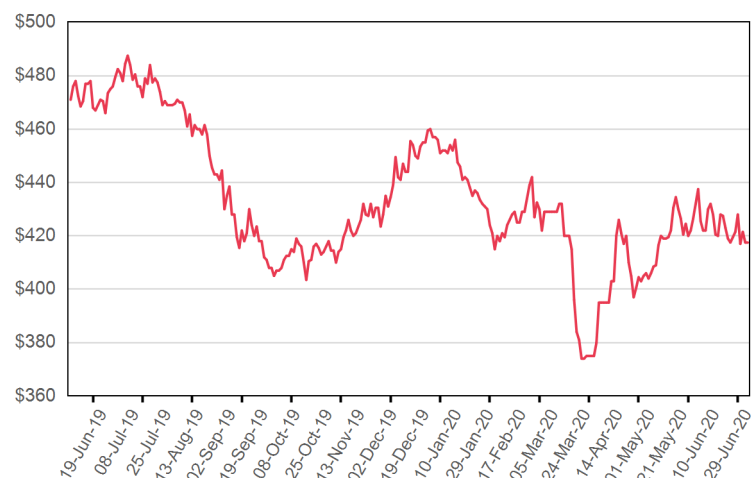
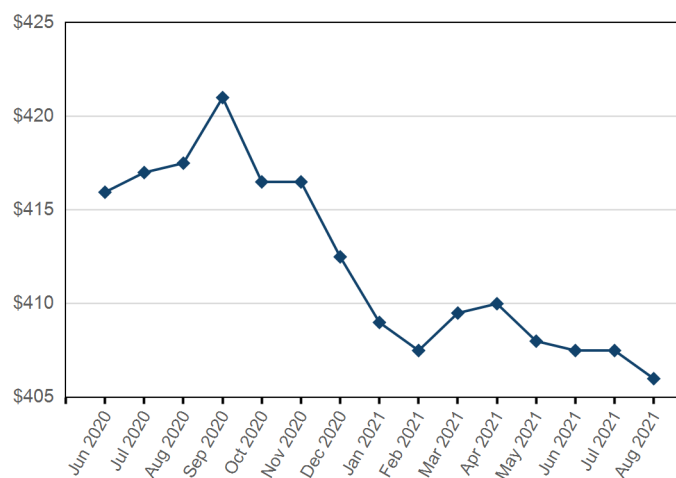


3rd Month



Trade date

Forward curve



Prompt Month

Front Month

Average	\$420.73
Minimum	\$415.50
Maximum	\$427.00

Volume (Excl UNA) - Jun 2020

Lots	4,384
-------------	-------

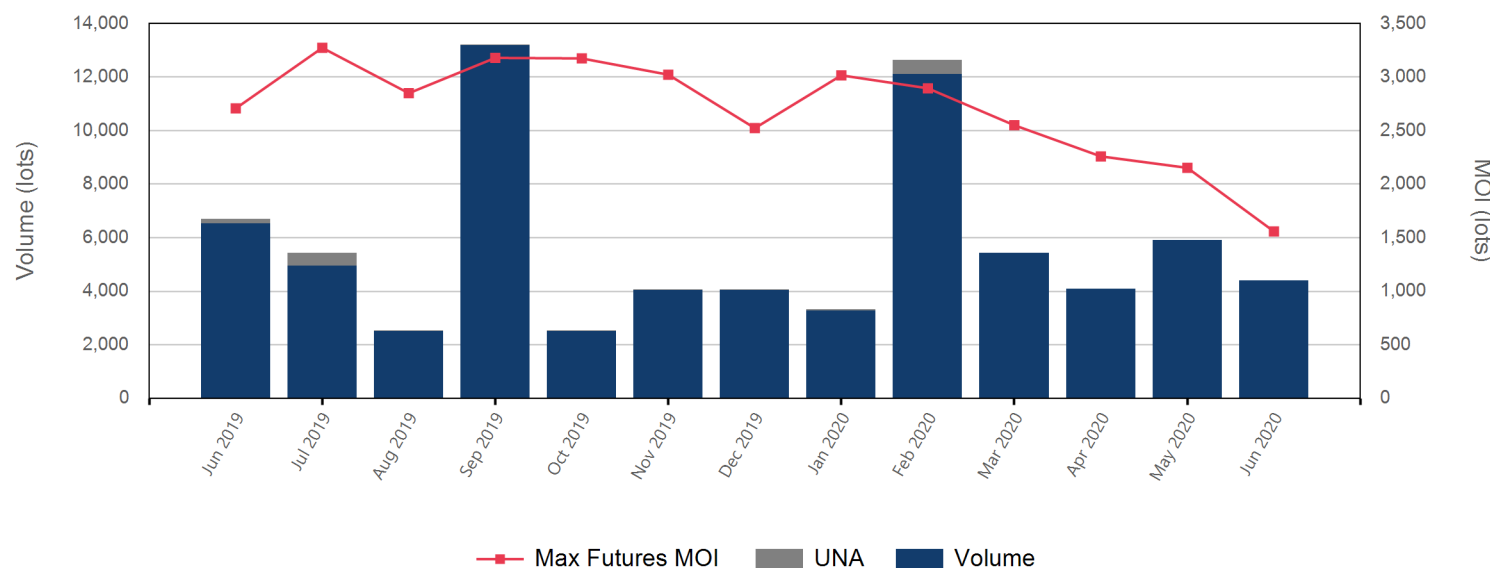
Volume - Jun 2020

Lots	4,384
Tonnes	43,840

Volume - Year To date

Lots	35,742
Tonnes	357,420

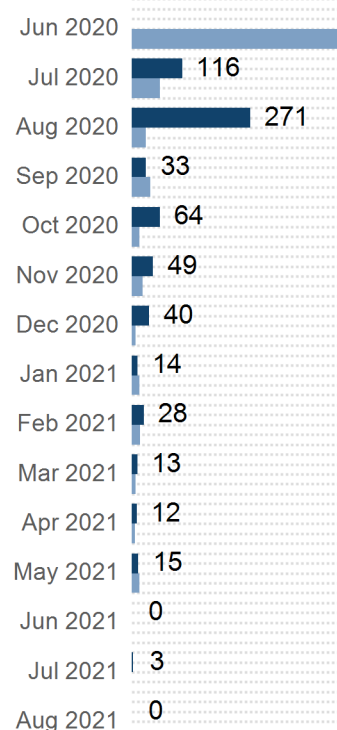
Volume & Futures Market Open Interest (MOI)



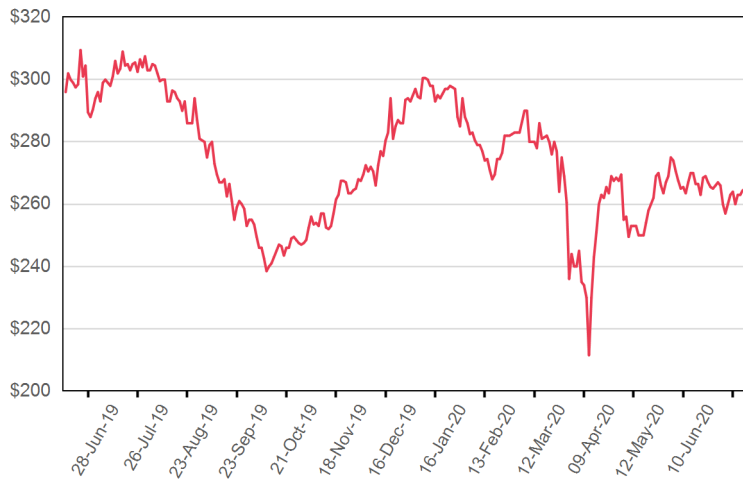
— Max Futures MOI ■ UNA ■ Volume

Prompt Month	End of Month - Daily Settlement	Volume	End of Month MOI
Jun 2020	\$415.95	318	
Jul 2020	\$417.00	1,203	116
Aug 2020	\$417.50	1,378	271
Sep 2020	\$421.00	354	33
Oct 2020	\$416.50	411	64
Nov 2020	\$416.50	231	49
Dec 2020	\$412.50	204	40
Jan 2021	\$409.00	30	14
Feb 2021	\$407.50	57	28
Mar 2021	\$409.50	51	13
Apr 2021	\$410.00	54	12
May 2021	\$408.00	24	15
Jun 2021	\$407.50	24	0
Jul 2021	\$407.50	30	3
Aug 2021	\$406.00	15	0

■ End of Month MOI ■ Last Month MOI

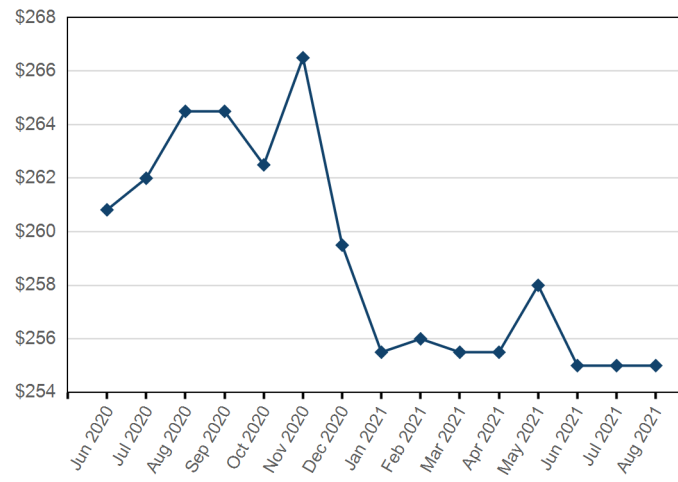


3rd Month



Trade date

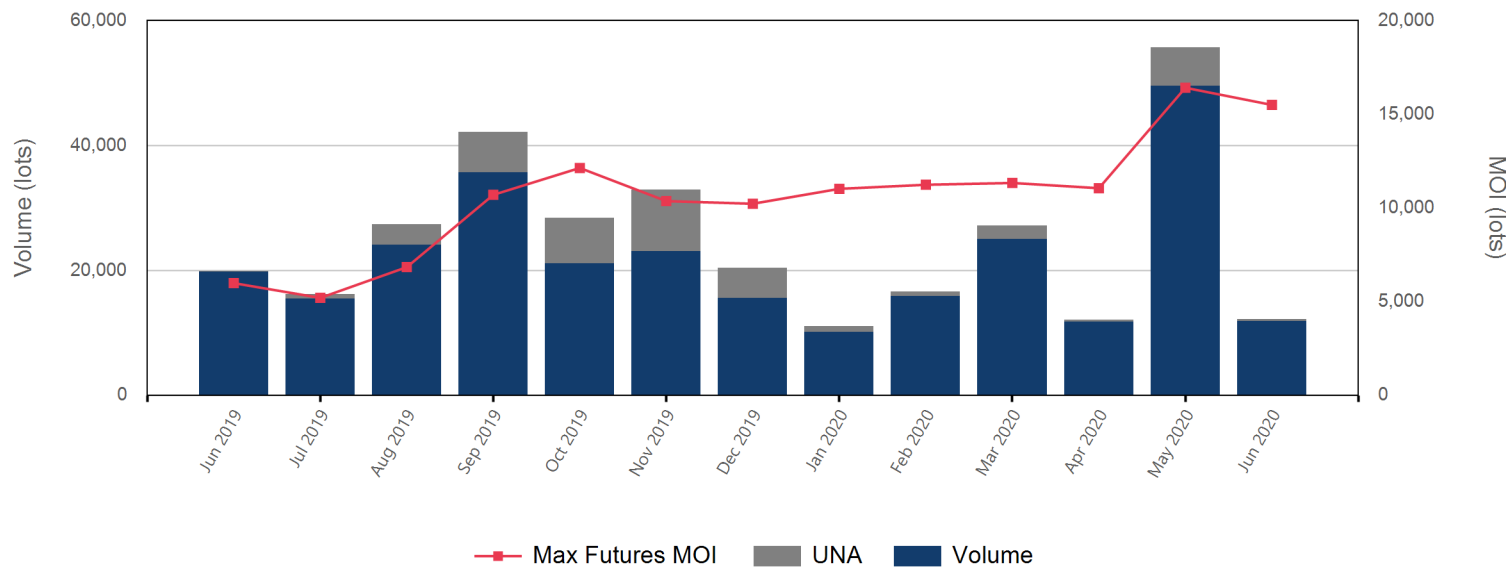
Forward curve



Prompt Month

Front Month	
Average	\$262.38
Minimum	\$258.00
Maximum	\$265.00

Volume & Futures Market Open Interest (MOI)



— Max Futures MOI ■ UNA ■ Volume

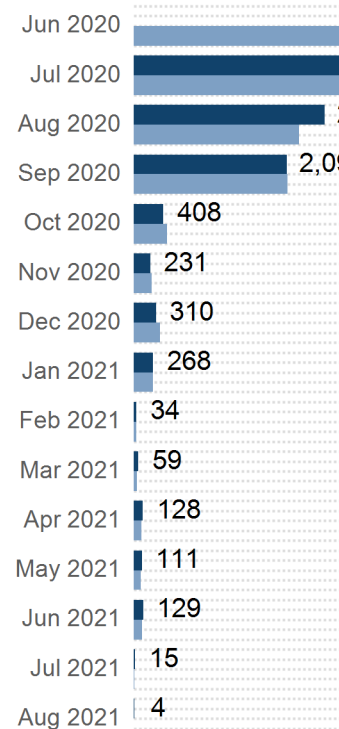
Volume (Excl UNA) - Jun 2020	
Lots	11,825

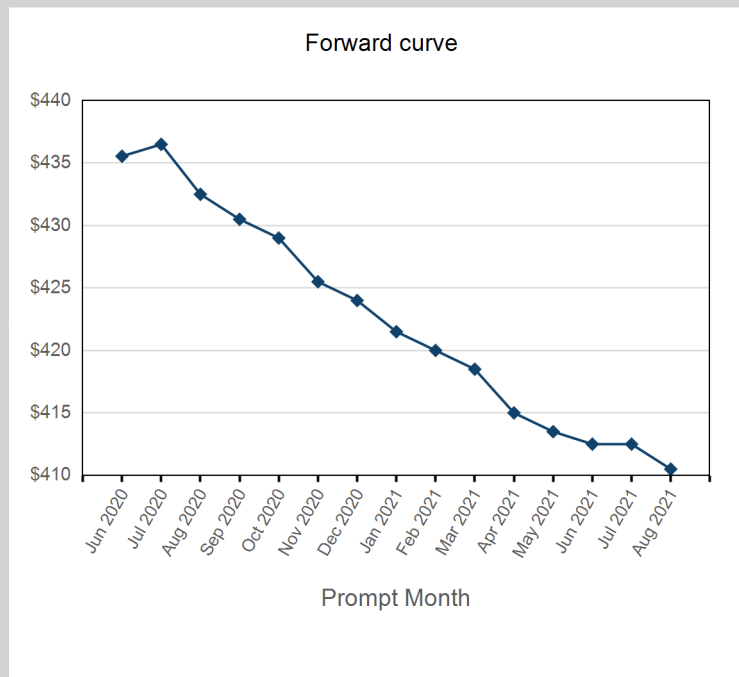
Volume - Jun 2020	
Lots	12,125
Tonnes	121,250

Volume - Year To date	
Lots	134,595
Tonnes	1,345,950

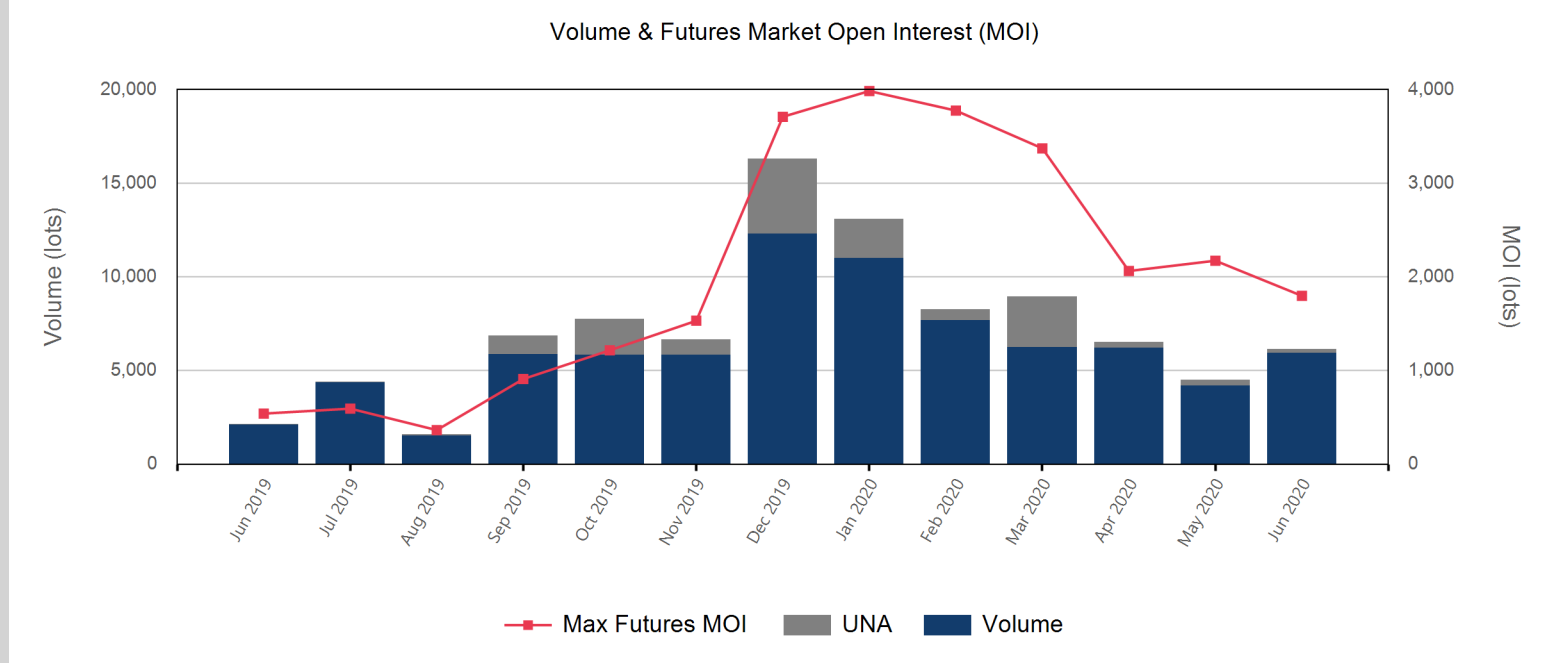
Prompt Month	End of Month - Daily Settlement	Volume	End of Month MOI
Jun 2020	\$260.82	504	
Jul 2020	\$262.00	3,293	3,416
Aug 2020	\$264.50	5,955	2,610
Sep 2020	\$264.50	643	2,092
Oct 2020	\$262.50	472	408
Nov 2020	\$266.50	584	231
Dec 2020	\$259.50	299	310
Jan 2021	\$255.50	48	268
Feb 2021	\$256.00	33	34
Mar 2021	\$255.50	48	59
Apr 2021	\$255.50	78	128
May 2021	\$258.00	60	111
Jun 2021	\$255.00	66	129
Jul 2021	\$255.00	27	15
Aug 2021	\$255.00	15	4

■ End of Month MOI ■ Last Month MOI





Front Month	
Average	\$434.37
Minimum	\$427.50
Maximum	\$438.50

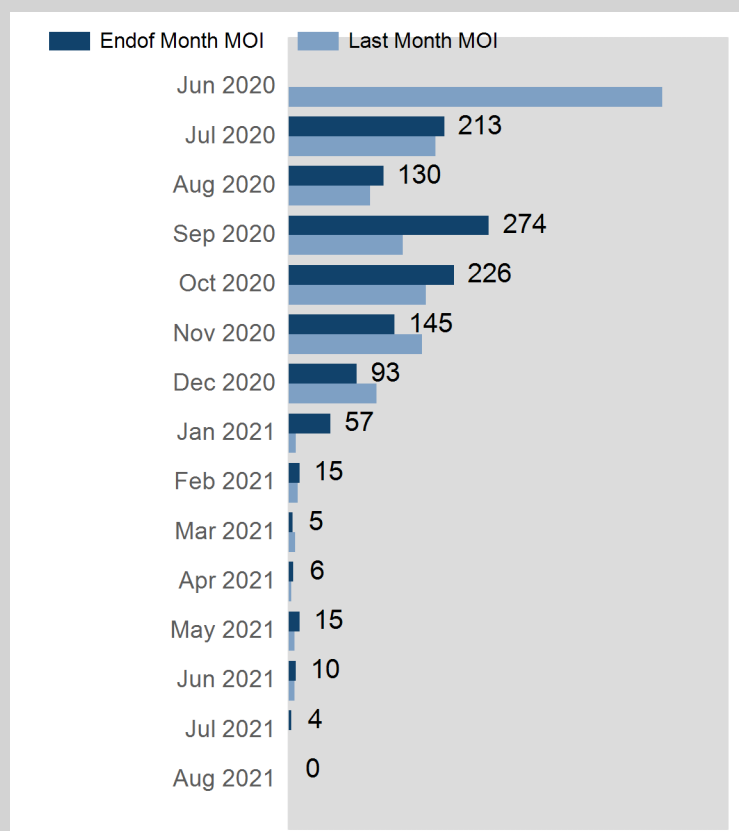


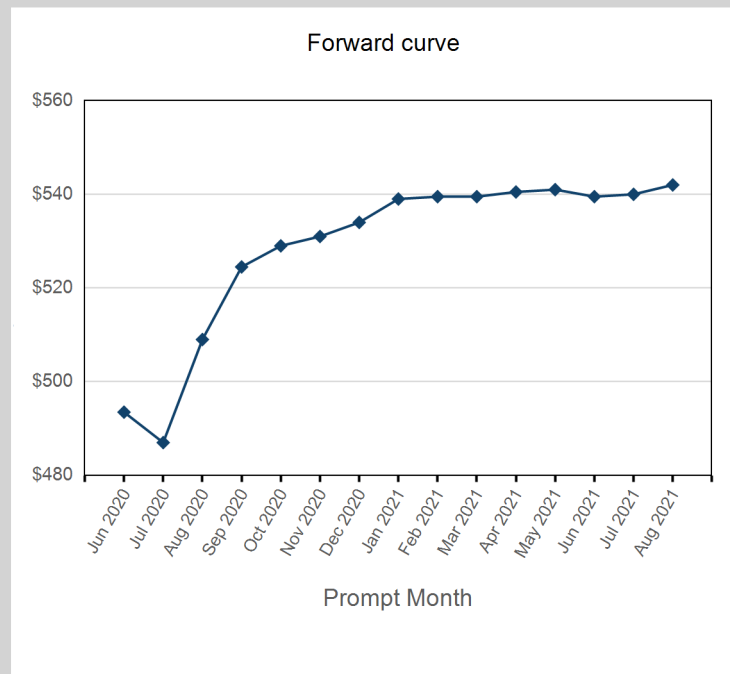
Volume (Excl UNA) - Jun 2020	
Lots	5,949

Volume - Jun 2020	
Lots	6,149
Tonnes	61,490

Volume - Year To date	
Lots	47,495
Tonnes	474,950

Prompt Month	End of Month - Daily Settlement	Volume	Endof Month MOI
Jun 2020	\$435.55	369	
Jul 2020	\$436.50	1,575	213
Aug 2020	\$432.50	1,074	130
Sep 2020	\$430.50	1,397	274
Oct 2020	\$429.00	390	226
Nov 2020	\$425.50	447	145
Dec 2020	\$424.00	213	93
Jan 2021	\$421.50	324	57
Feb 2021	\$420.00	129	15
Mar 2021	\$418.50	54	5
Apr 2021	\$415.00	42	6
May 2021	\$413.50	66	15
Jun 2021	\$412.50	45	10
Jul 2021	\$412.50	21	4
Aug 2021	\$410.50	3	0



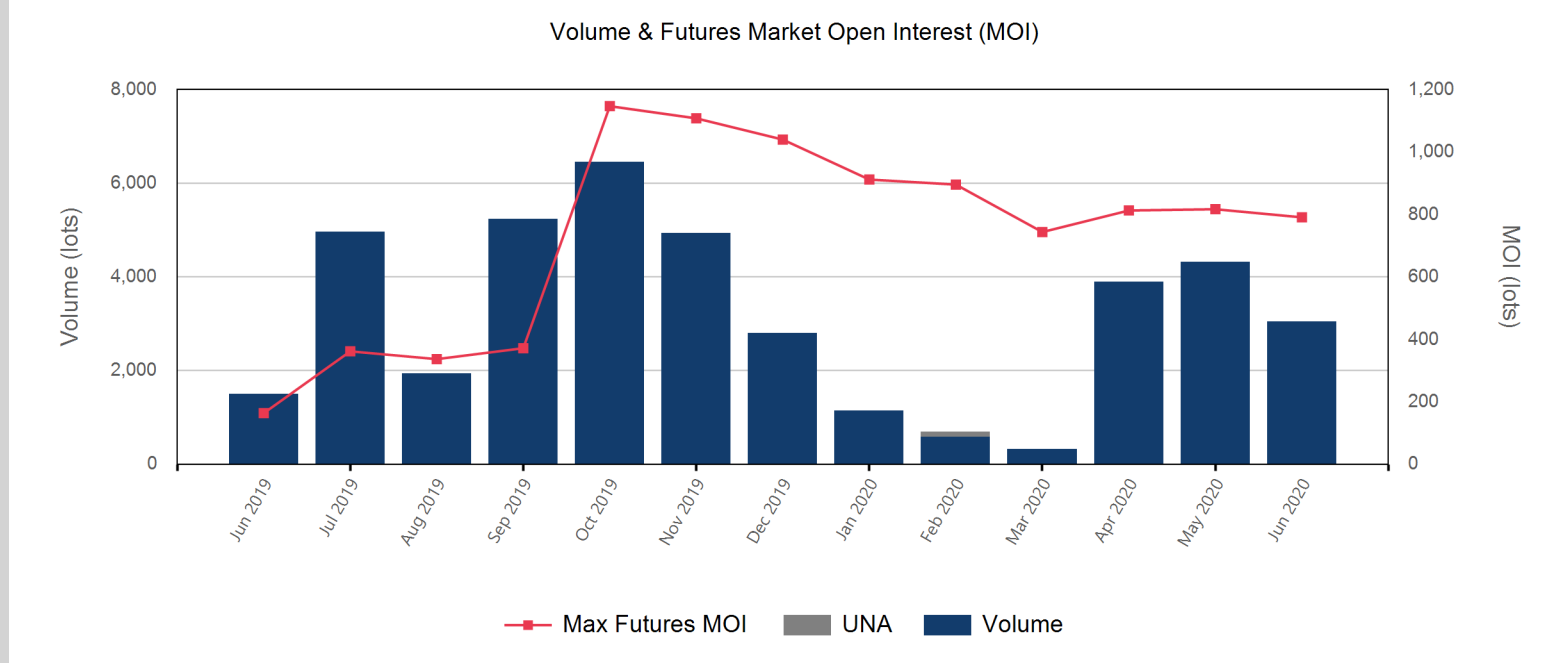


Front Month	
Average	\$503.95
Minimum	\$490.50
Maximum	\$519.50

Volume (Excl UNA) - Jun 2020	
Lots	3,042

Volume - Jun 2020	
Lots	3,042
Short tons	30,420

Volume - Year To date	
Lots	13,415
Short tons	134,150



Prompt Month	End of Month - Daily Settlement	Volume	End of Month MOI
Jun 2020	\$493.50	252	
Jul 2020	\$487.00	879	55
Aug 2020	\$509.00	741	104
Sep 2020	\$524.50	357	73
Oct 2020	\$529.00	225	172
Nov 2020	\$531.00	180	132
Dec 2020	\$534.00	87	107
Jan 2021	\$539.00	63	11
Feb 2021	\$539.50	66	8
Mar 2021	\$539.50	54	2
Apr 2021	\$540.50	33	0
May 2021	\$541.00	42	0
Jun 2021	\$539.50	30	0
Jul 2021	\$540.00	27	2
Aug 2021	\$542.00	6	

