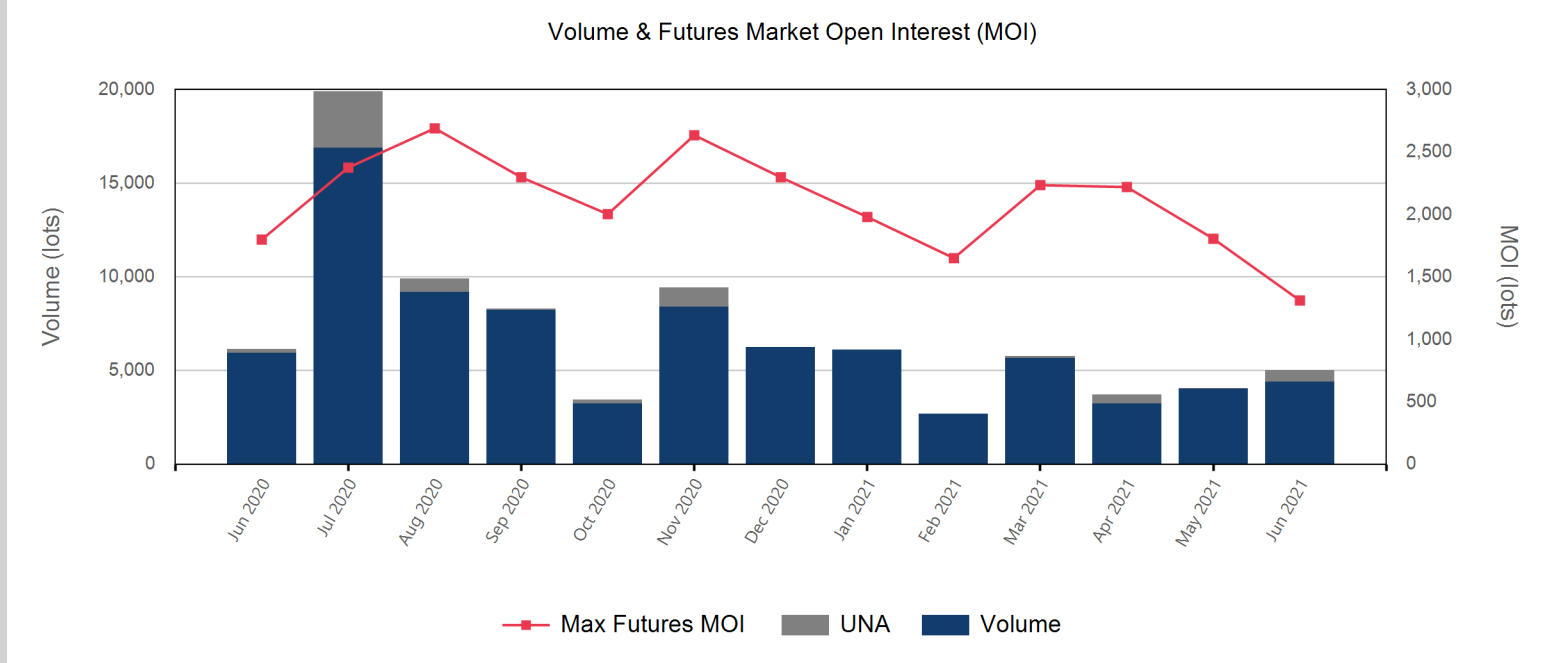


Front Month	
Average	\$912.82
Minimum	\$903.00
Maximum	\$919.00

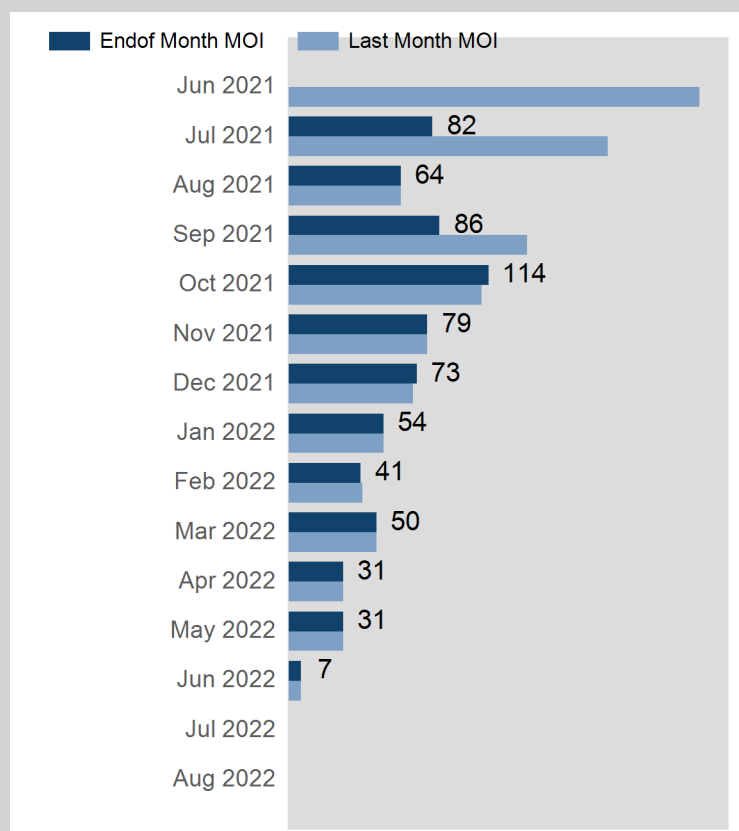


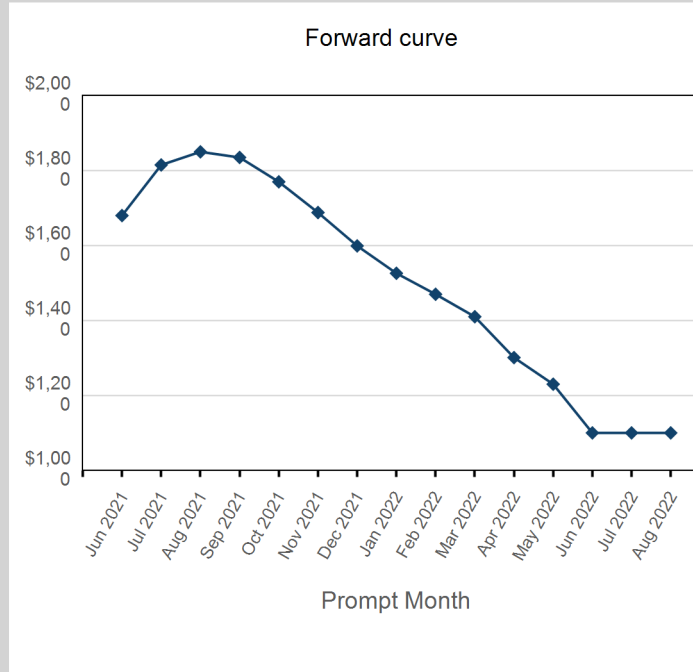
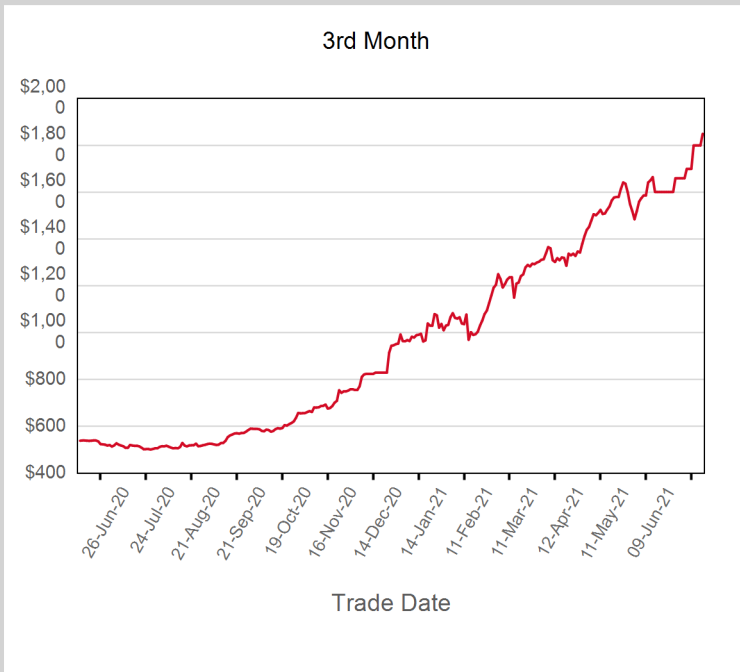
Volume (Excl UNA) - Jun 2021	
Lots	4,411

Volume - Jun 2021	
Lots	5,011
Tonnes	50,110

Volume - Year To date	
Lots	27,358
Tonnes	273,580

Prompt Month	End of Month - Daily Settlement	Volume	Endof Month MOI
Jun 2021	\$903.00	1,412	
Jul 2021	\$888.50	330	82
Aug 2021	\$888.50	1,848	64
Sep 2021	\$887.00	1,384	86
Oct 2021	\$874.50	16	114
Nov 2021	\$870.00		79
Dec 2021	\$865.00	16	73
Jan 2022	\$861.00		54
Feb 2022	\$853.50	5	41
Mar 2022	\$853.20		50
Apr 2022	\$850.50		31
May 2022	\$842.00		31
Jun 2022	\$842.00		7
Jul 2022	\$842.00		
Aug 2022	\$841.00		



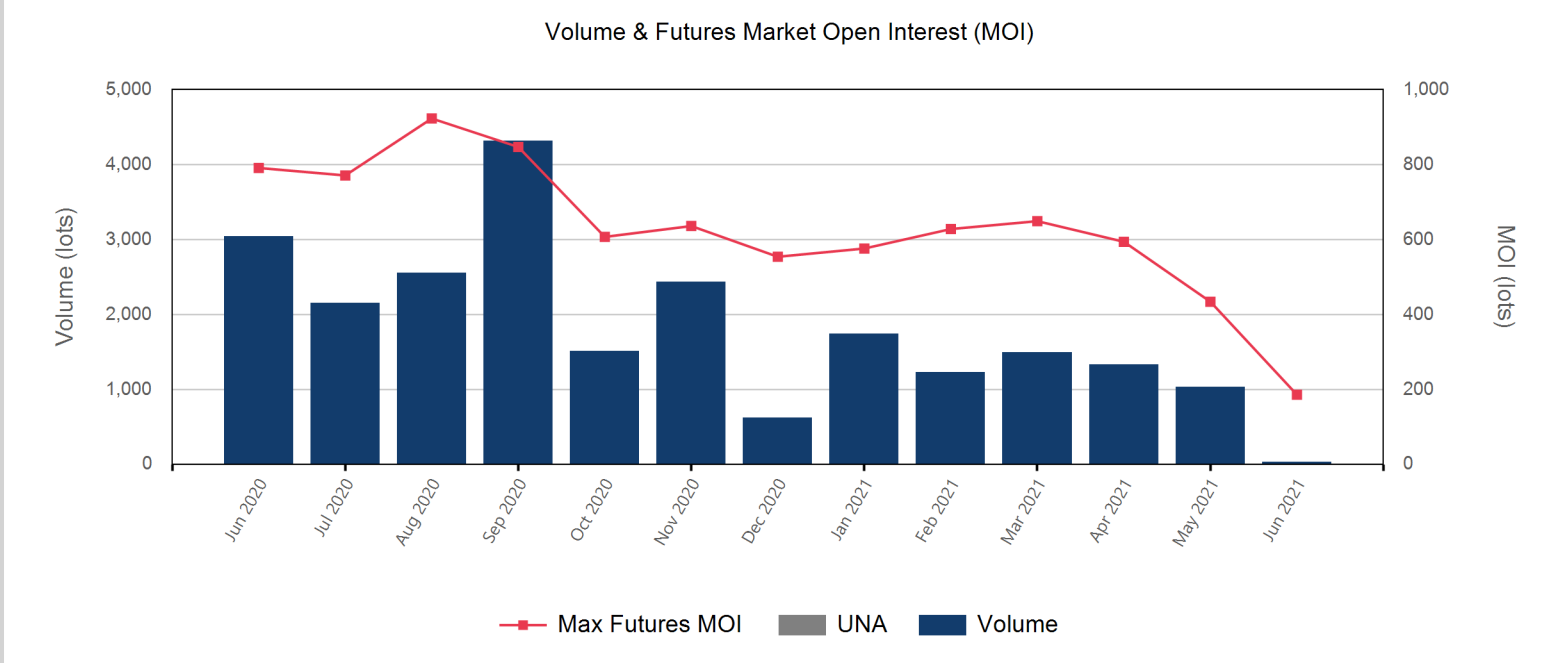


Front Month	
Average	\$1,663.73
Minimum	\$1,655.00
Maximum	\$1,680.00

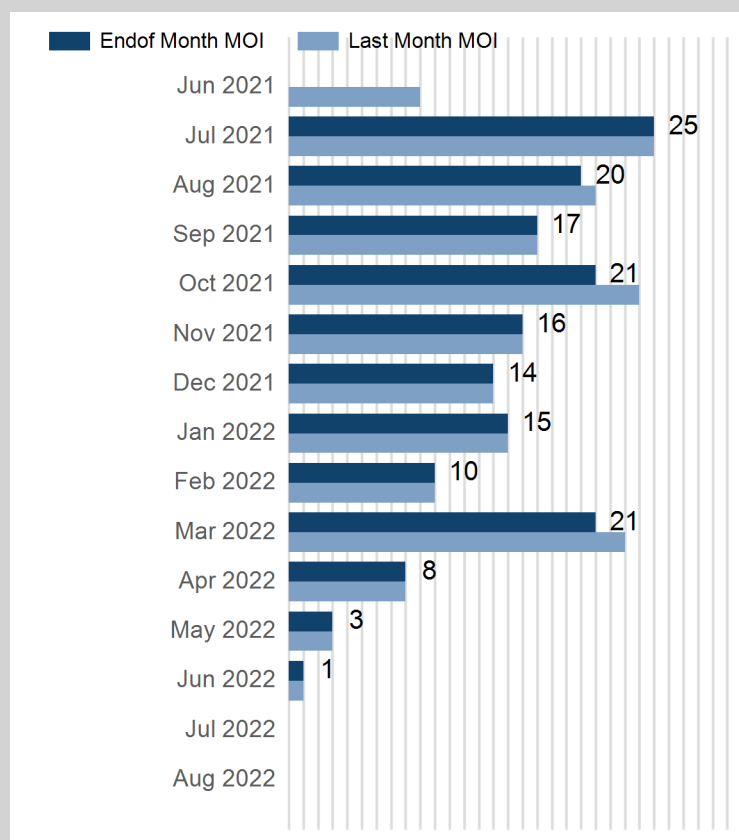
Volume (Excl UNA) - Jun 2021	
Lots	28

Volume - Jun 2021	
Lots	28
Short tons	280

Volume - Year To date	
Lots	6,852
Short tons	68,520



Prompt Month	End of Month - Daily Settlement	Volume	Endof Month MOI
Jun 2021	\$1,680.00		
Jul 2021	\$1,815.00		25
Aug 2021	\$1,850.00	11	20
Sep 2021	\$1,835.00		17
Oct 2021	\$1,770.00	9	21
Nov 2021	\$1,688.00		16
Dec 2021	\$1,599.00	2	14
Jan 2022	\$1,526.00		15
Feb 2022	\$1,470.00		10
Mar 2022	\$1,410.00	6	21
Apr 2022	\$1,301.00		8
May 2022	\$1,230.00		3
Jun 2022	\$1,100.00		1
Jul 2022	\$1,100.00		
Aug 2022	\$1,100.00		

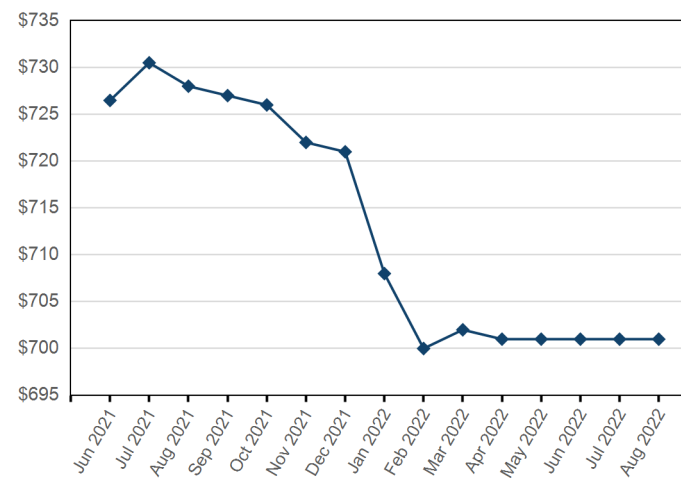


3rd Month



Trade date

Forward curve



Prompt Month

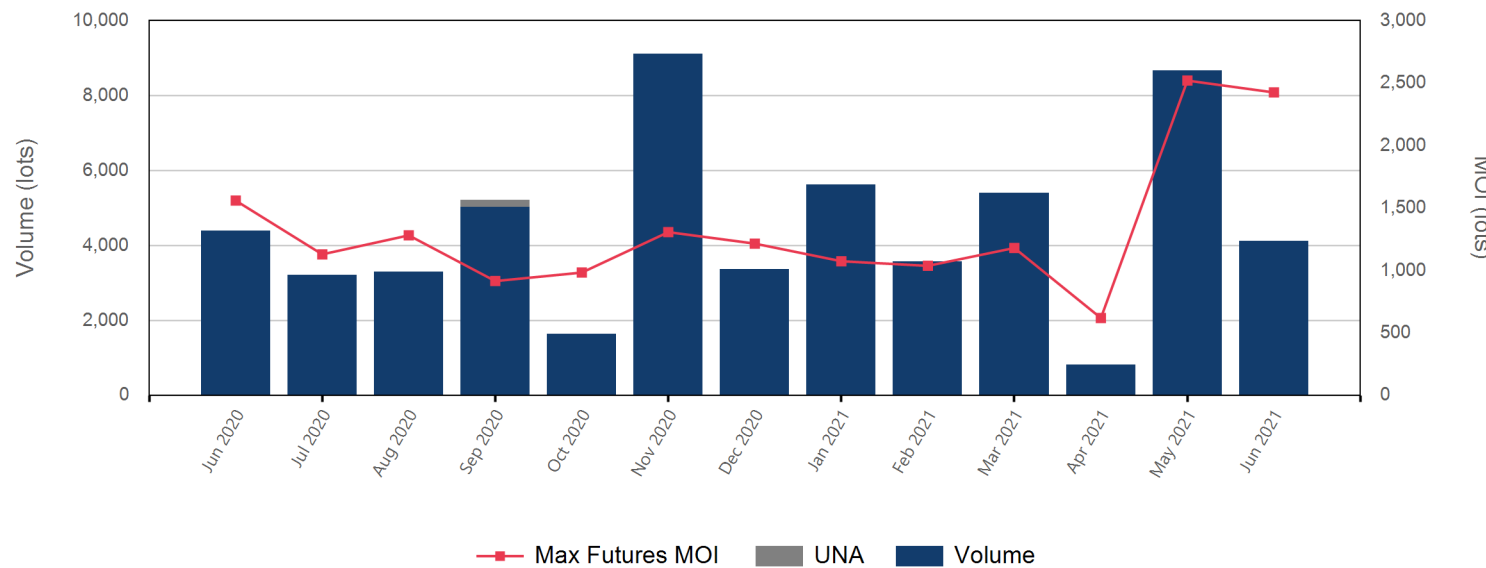
Front Month	
Average	\$728.84
Minimum	\$715.00
Maximum	\$755.00

Volume (Excl UNA) - Jun 2021	
Lots	4,117

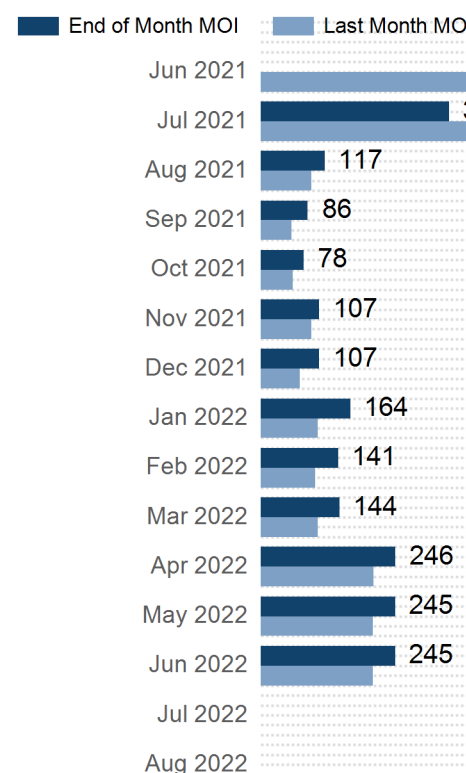
Volume - Jun 2021	
Lots	4,117
Tonnes	41,170

Volume - Year To date	
Lots	28,154
Tonnes	281,540

Volume & Futures Market Open Interest (MOI)



Prompt Month	End of Month - Daily Settlement	Volume	End of Month MOI
Jun 2021	\$726.48	4	
Jul 2021	\$730.50	2,880	344
Aug 2021	\$728.00	414	117
Sep 2021	\$727.00	60	86
Oct 2021	\$726.00	40	78
Nov 2021	\$722.00	106	107
Dec 2021	\$721.00	89	107
Jan 2022	\$708.00	122	164
Feb 2022	\$700.00	82	141
Mar 2022	\$702.00	80	144
Apr 2022	\$701.00	80	246
May 2022	\$701.00	80	245
Jun 2022	\$701.00	80	245
Jul 2022	\$701.00		
Aug 2022	\$701.00		

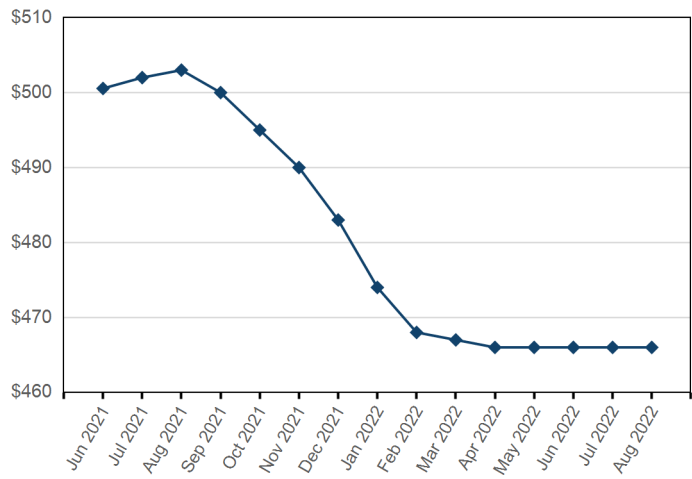


3rd Month



Trade date

Forward curve



Prompt Month

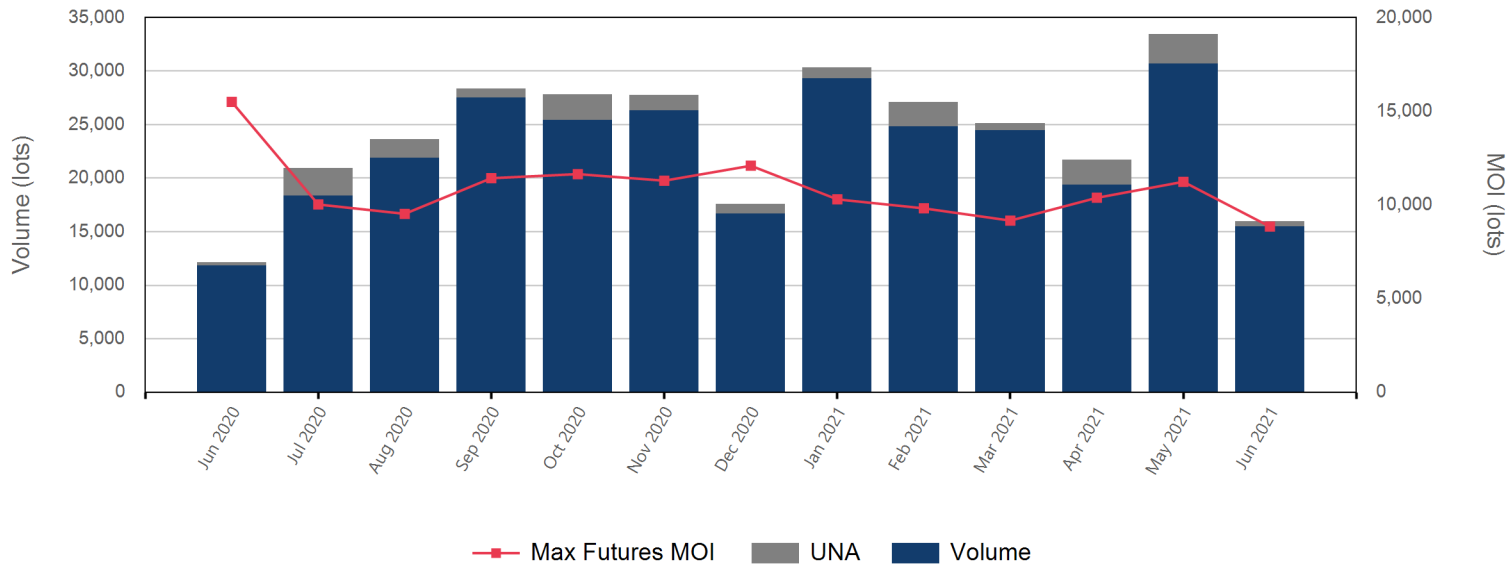
Front Month	
Average	\$504.07
Minimum	\$498.50
Maximum	\$515.00

Volume (Excl UNA) - Jun 2021	
Lots	15,459

Volume - Jun 2021	
Lots	15,941
Tonnes	159,410

Volume - Year To date	
Lots	153,528
Tonnes	1,535,280

Volume & Futures Market Open Interest (MOI)



Prompt Month	End of Month - Daily Settlement	Volume	End of Month MOI
Jun 2021	\$500.55	252	
Jul 2021	\$502.00	6,125	1,144
Aug 2021	\$503.00	5,911	516
Sep 2021	\$500.00	570	818
Oct 2021	\$495.00	1,493	814
Nov 2021	\$490.00	809	560
Dec 2021	\$483.00	765	219
Jan 2022	\$474.00	10	420
Feb 2022	\$468.00	4	460
Mar 2022	\$467.00		421
Apr 2022	\$466.00	2	324
May 2022	\$466.00		315
Jun 2022	\$466.00		309
Jul 2022	\$466.00		
Aug 2022	\$466.00		

