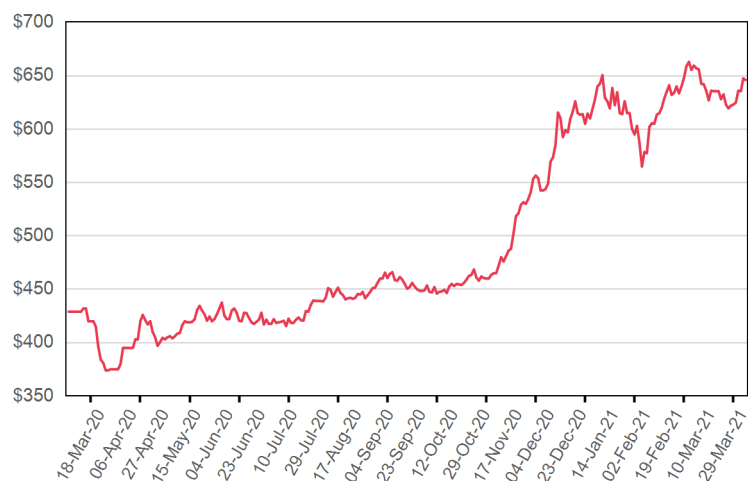
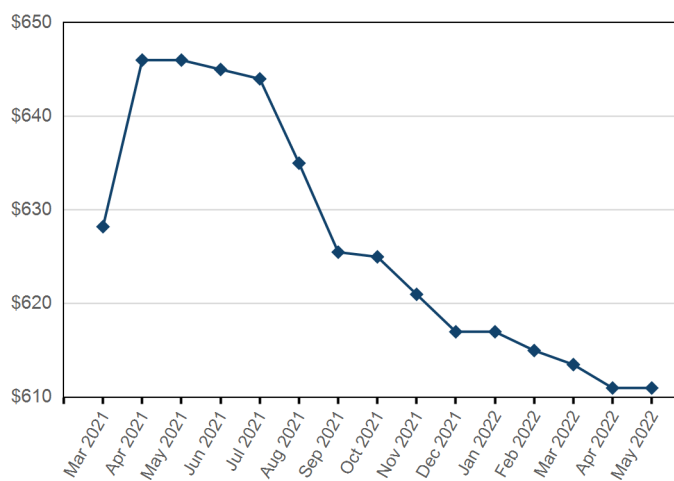


3rd Month



Trade date

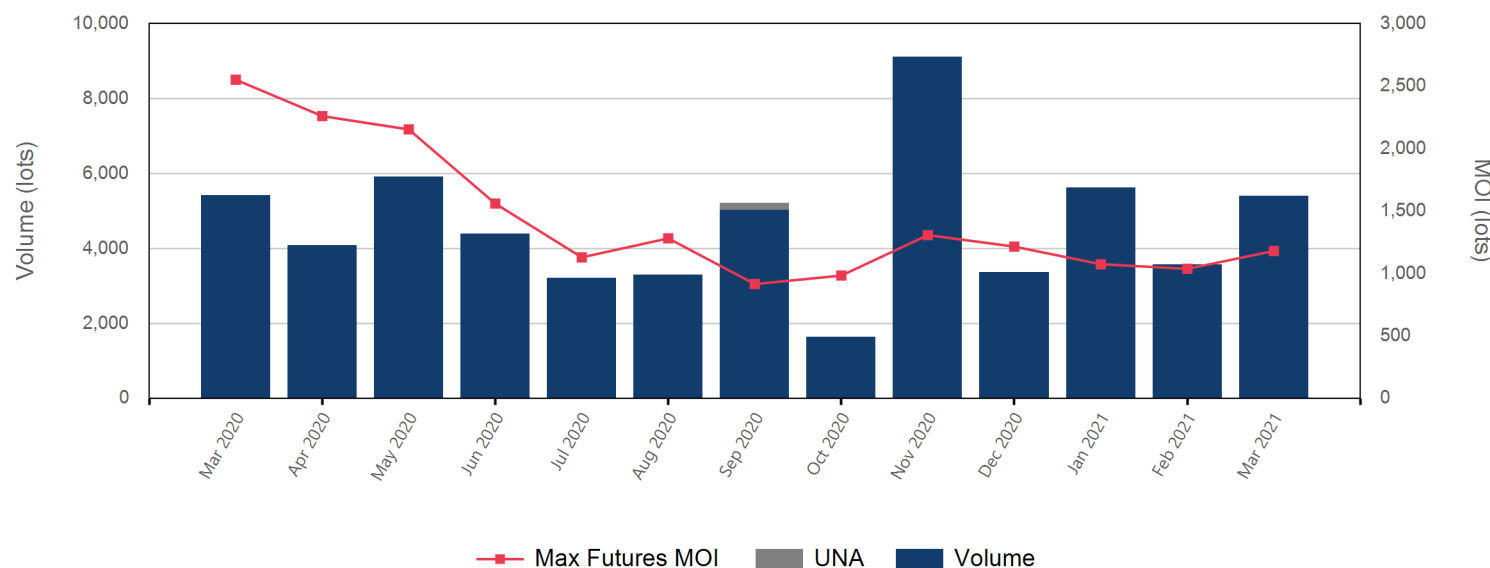
Forward curve



Prompt Month

Front Month	
Average	\$634.38
Minimum	\$622.00
Maximum	\$656.50

Volume & Futures Market Open Interest (MOI)



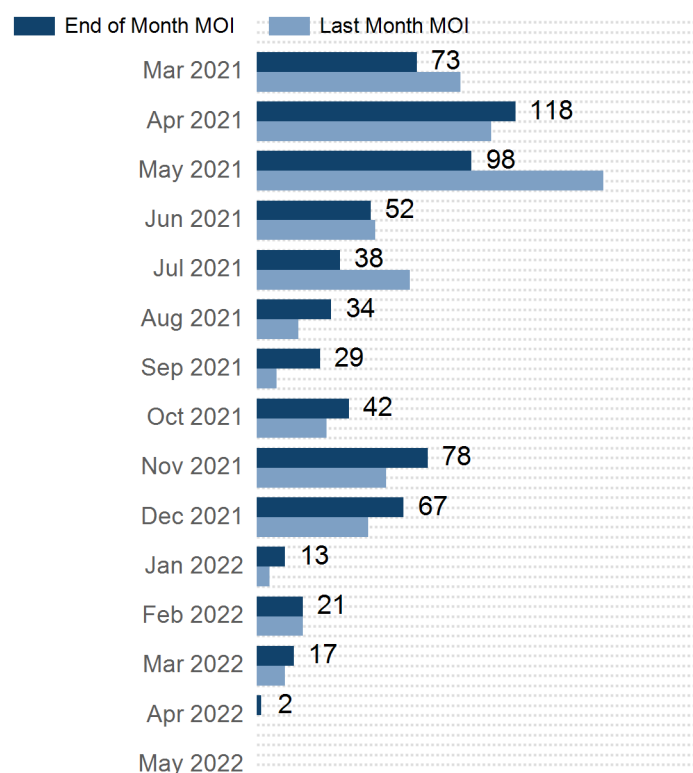
Max Futures MOI UNA Volume

Volume (Excl UNA) - Mar 2021	
Lots	5,394

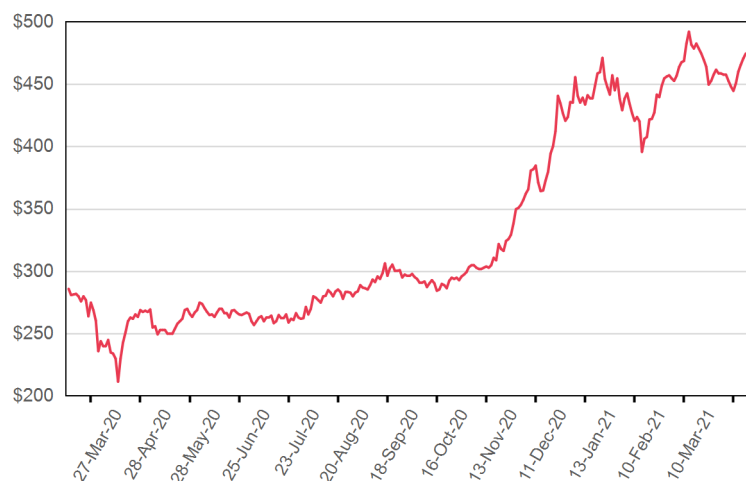
Volume - Mar 2021	
Lots	5,394
Tonnes	53,940

Volume - Year To date	
Lots	14,571
Tonnes	145,710

Prompt Month	End of Month - Daily Settlement	Volume	End of Month MOI
Mar 2021	\$628.22	358	73
Apr 2021	\$646.00	3,987	118
May 2021	\$646.00	182	98
Jun 2021	\$645.00	122	52
Jul 2021	\$644.00	180	38
Aug 2021	\$635.00	151	34
Sep 2021	\$625.50	65	29
Oct 2021	\$625.00	107	42
Nov 2021	\$621.00	85	78
Dec 2021	\$617.00	52	67
Jan 2022	\$617.00	42	13
Feb 2022	\$615.00	12	21
Mar 2022	\$613.50	24	17
Apr 2022	\$611.00	27	2
May 2022	\$611.00		

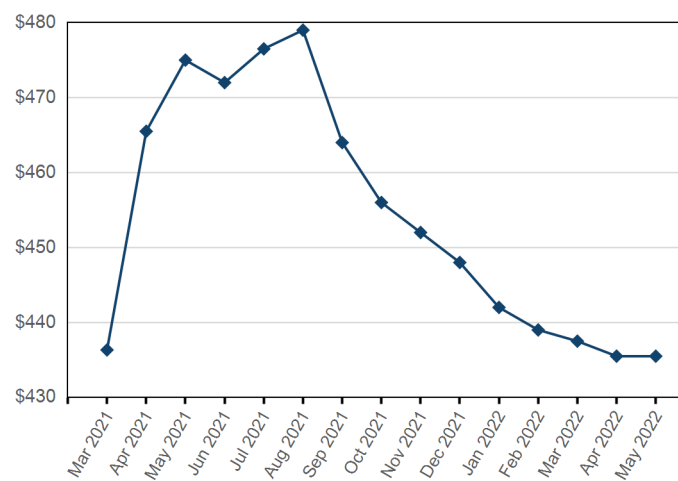


3rd Month



Trade date

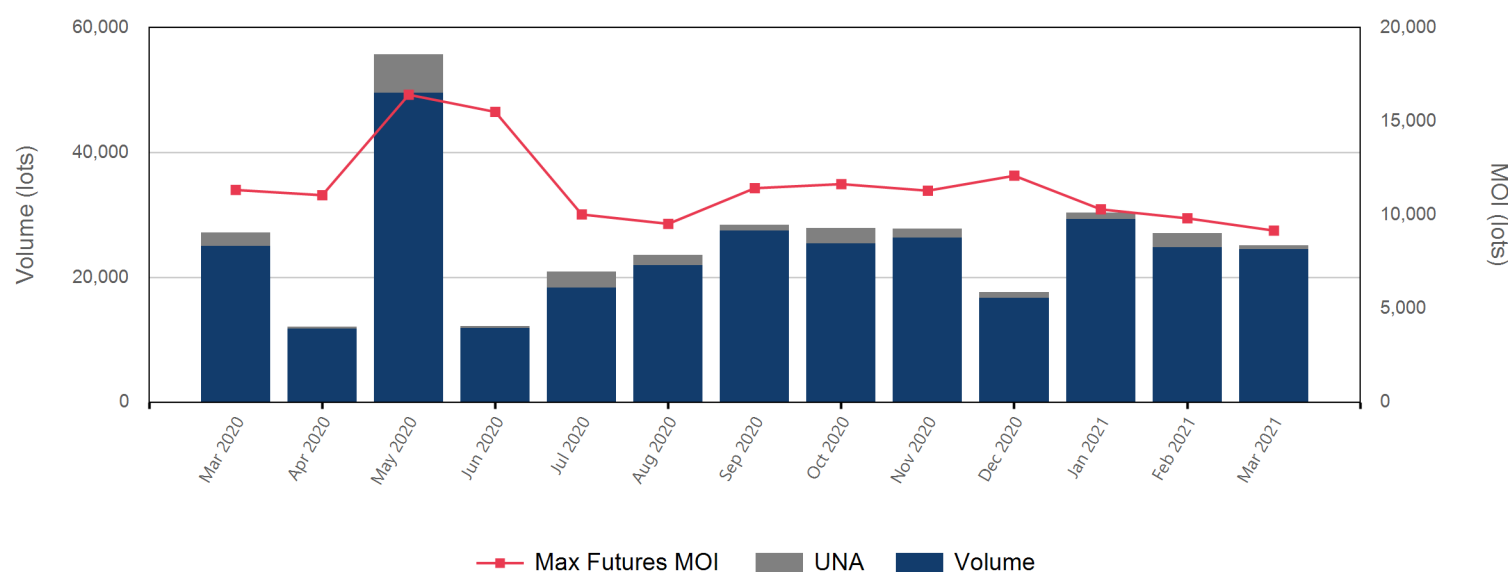
Forward curve



Prompt Month

Front Month	
Average	\$445.49
Minimum	\$430.00
Maximum	\$474.50

Volume & Futures Market Open Interest (MOI)



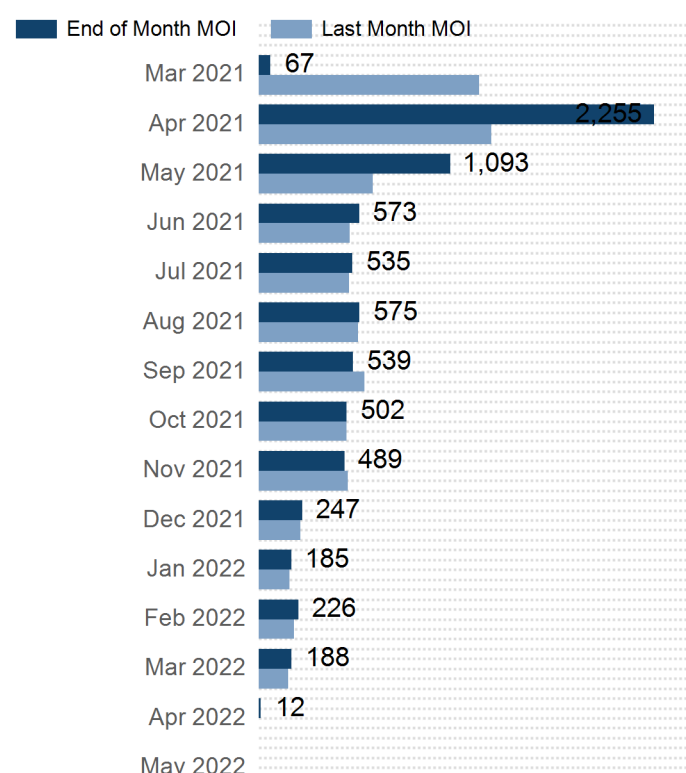
Max Futures MOI UNA Volume

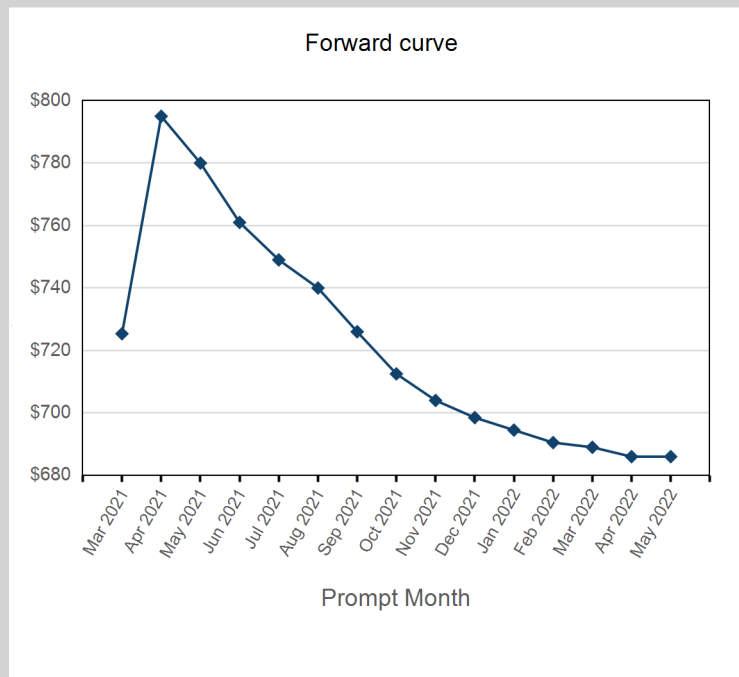
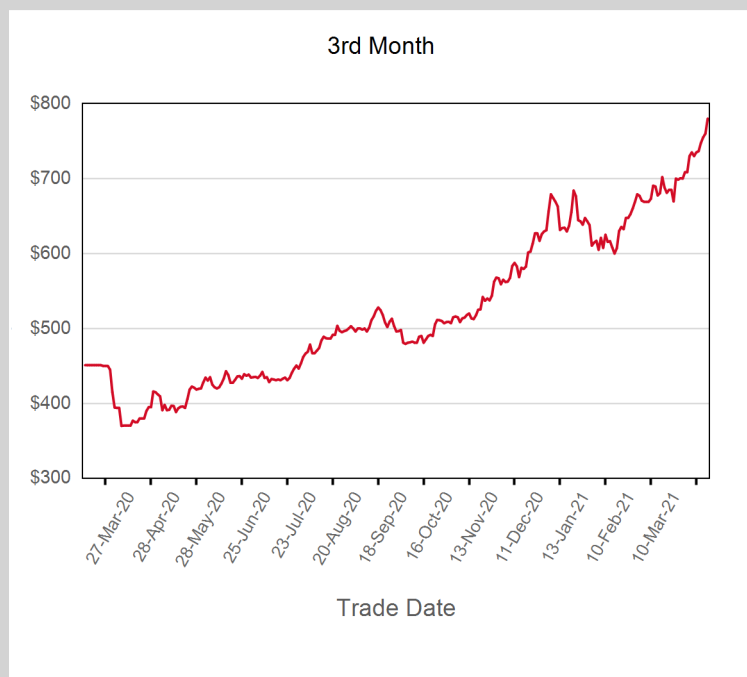
Volume (Excl UNA) - Mar 2021	
Lots	24,434

Volume - Mar 2021	
Lots	25,088
Tonnes	250,880

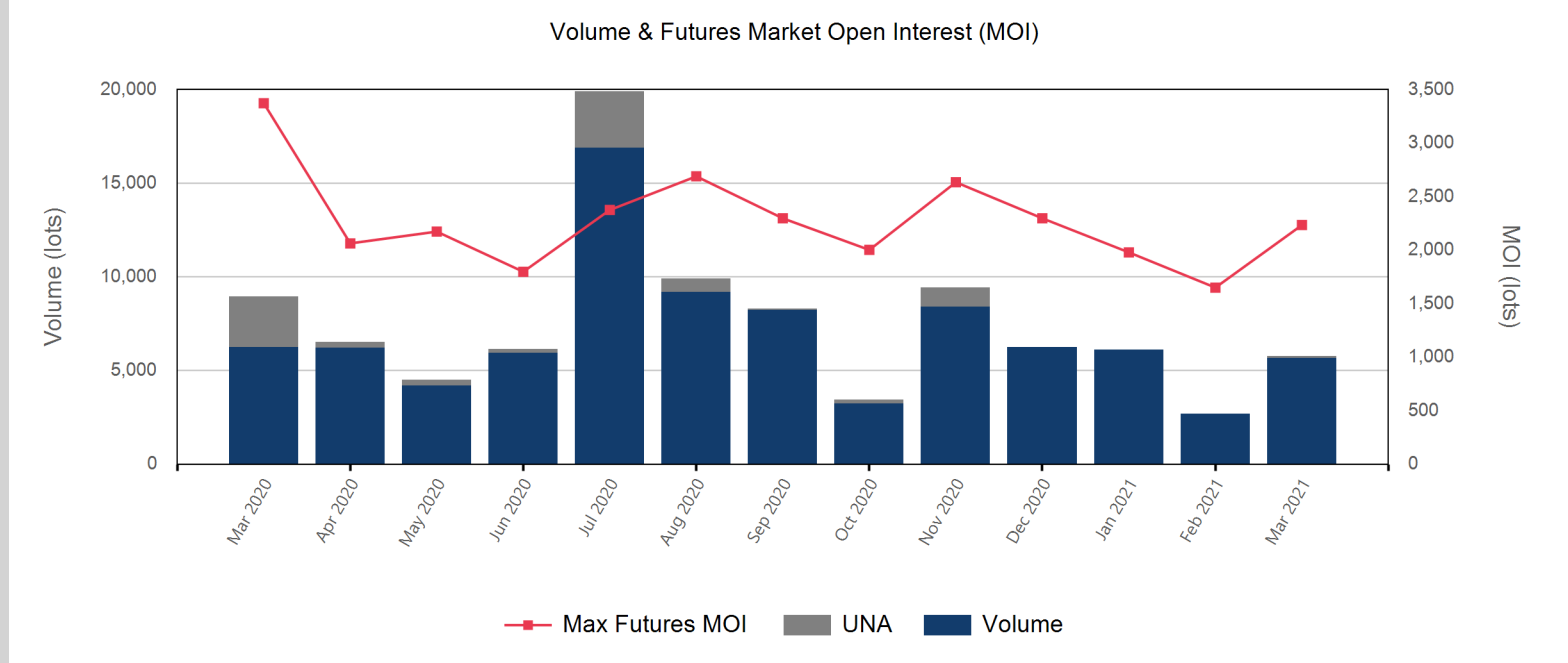
Volume - Year To date	
Lots	82,487
Tonnes	824,870

Prompt Month	End of Month - Daily Settlement	Volume	End of Month MOI
Mar 2021	\$436.33	912	67
Apr 2021	\$465.50	13,447	2,255
May 2021	\$475.00	8,218	1,093
Jun 2021	\$472.00	441	573
Jul 2021	\$476.50	369	535
Aug 2021	\$479.00	273	575
Sep 2021	\$464.00	231	539
Oct 2021	\$456.00	274	502
Nov 2021	\$452.00	254	489
Dec 2021	\$448.00	213	247
Jan 2022	\$442.00	34	185
Feb 2022	\$439.00	48	226
Mar 2022	\$437.50	50	188
Apr 2022	\$435.50	324	12
May 2022	\$435.50		





Front Month	
Average	\$714.02
Minimum	\$686.00
Maximum	\$733.00

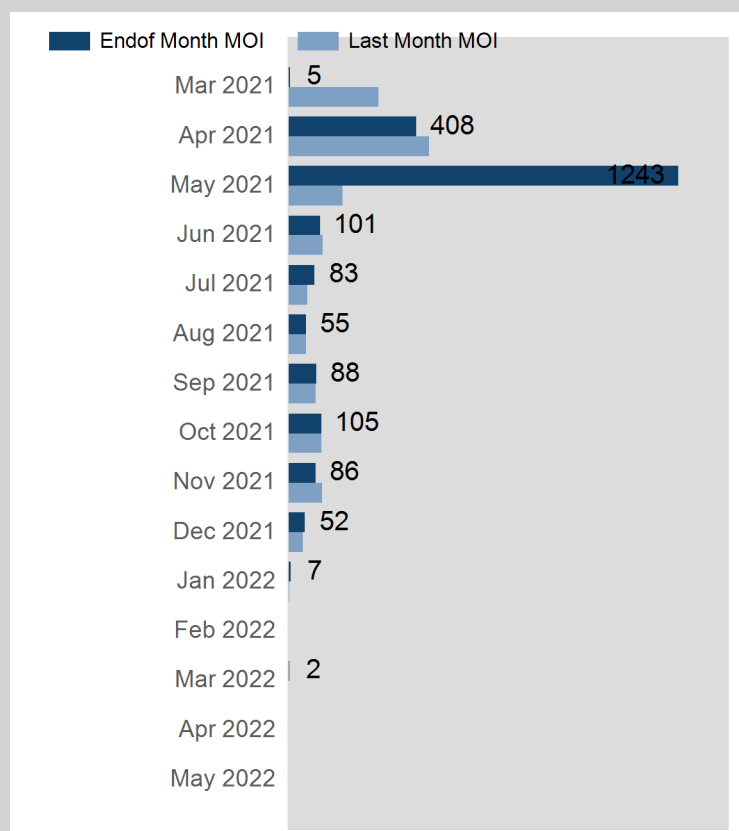


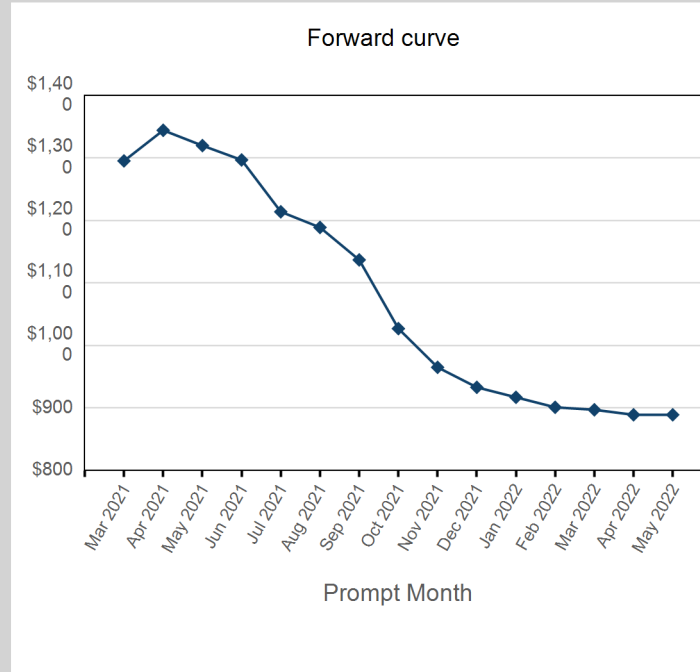
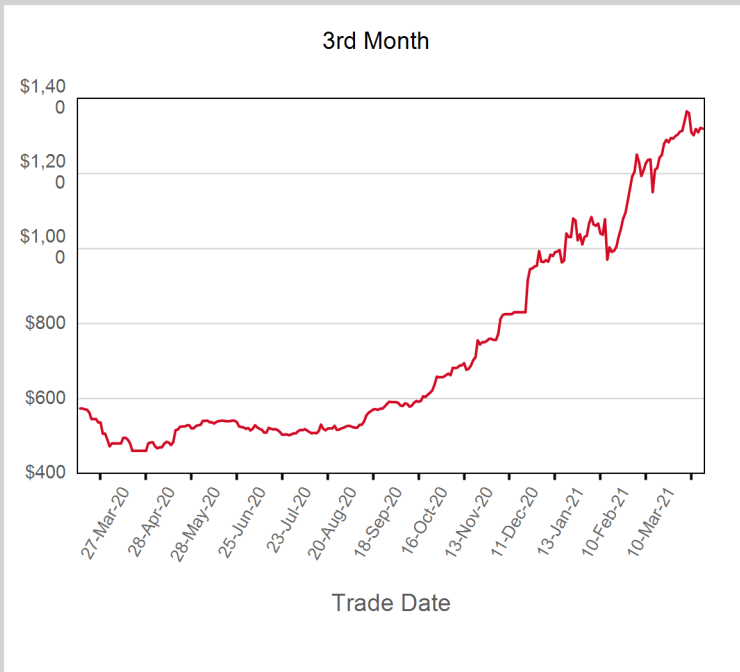
Volume (Excl UNA) - Mar 2021	
Lots	5,660

Volume - Mar 2021	
Lots	5,760
Tonnes	57,600

Volume - Year To date	
Lots	14,552
Tonnes	145,520

Prompt Month	End of Month - Daily Settlement	Volume	Endof Month MOI
Mar 2021	\$725.35	468	5
Apr 2021	\$795.00	611	408
May 2021	\$780.00	3,622	1,243
Jun 2021	\$761.00	415	101
Jul 2021	\$749.00	219	83
Aug 2021	\$740.00	121	55
Sep 2021	\$726.00	44	88
Oct 2021	\$712.50	47	105
Nov 2021	\$704.00	82	86
Dec 2021	\$698.50	84	52
Jan 2022	\$694.50	32	7
Feb 2022	\$690.50	9	
Mar 2022	\$689.00	6	2
Apr 2022	\$686.00		
May 2022	\$686.00		



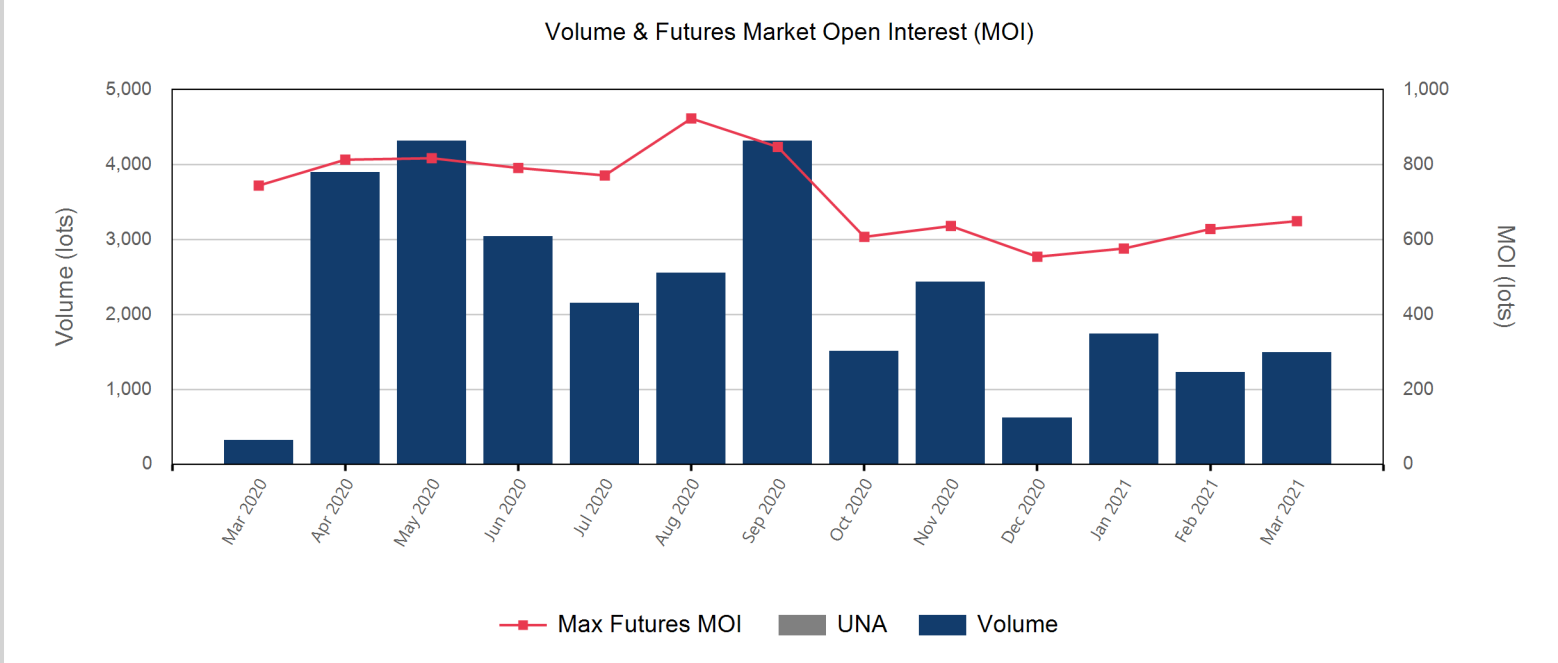


Front Month	
Average	\$1,278.85
Minimum	\$1,252.00
Maximum	\$1,296.00

Volume (Excl UNA) - Mar 2021	
Lots	1,497

Volume - Mar 2021	
Lots	1,497
Short tons	14,970

Volume - Year To date	
Lots	4,468
Short tons	44,680



Prompt Month	End of Month - Daily Settlement	Volume	End of Month MOI
Mar 2021	\$1,295.50	167	73
Apr 2021	\$1,344.50	155	32
May 2021	\$1,320.00	78	25
Jun 2021	\$1,297.00	194	45
Jul 2021	\$1,214.00	175	75
Aug 2021	\$1,189.00	135	79
Sep 2021	\$1,137.00	138	66
Oct 2021	\$1,027.00	178	86
Nov 2021	\$965.00	100	72
Dec 2021	\$933.00	49	49
Jan 2022	\$917.00	66	13
Feb 2022	\$901.00	14	9
Mar 2022	\$897.00	31	7
Apr 2022	\$889.00	17	3
May 2022	\$889.00		

