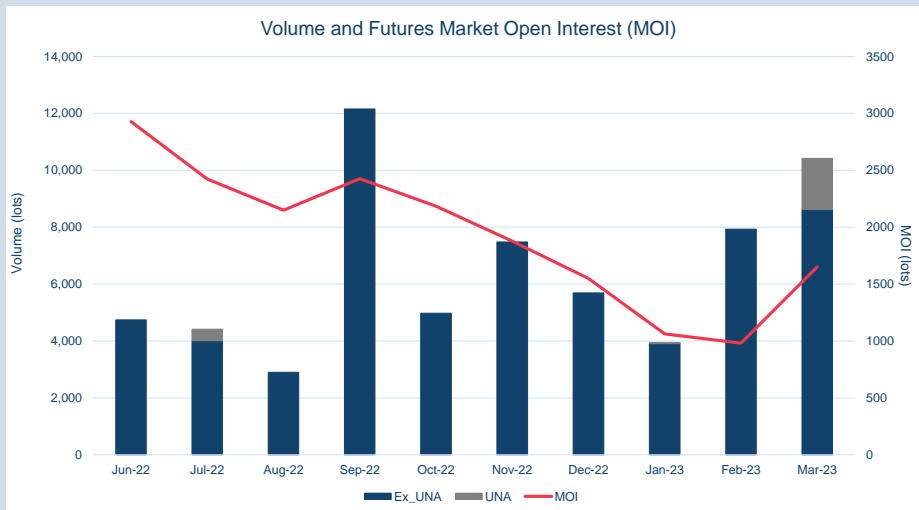


Front Month	
Average	\$735.37
Minimum	\$720.00
Maximum	\$759.00

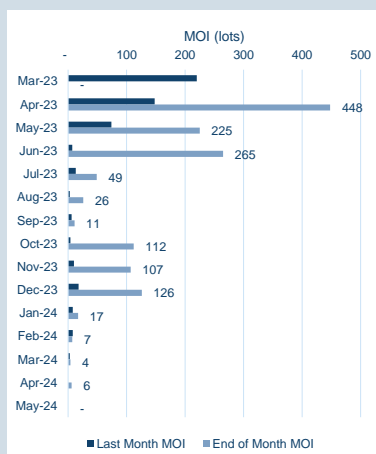
Volume (ex UNA) Mar-2023	
Lots	8,619

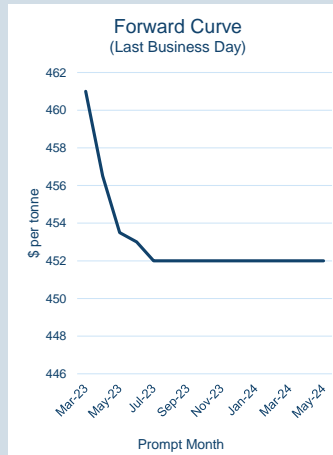
Volume (inc UNA) Mar-2023	
Lots	10,419
Tonnes	104,190

Volume Year To Date	
Lots	22,295
Tonnes	222,950



Prompt Month	End of Month - Daily Settlement	Volume (inc UNA)	End of Month - MOI
Mar-23	\$ 726.93	952	-
Apr-23	\$ 684.93	3,647	448
May-23	\$ 684.93	2,198	225
Jun-23	\$ 682.43	1,452	265
Jul-23	\$ 683.93	290	49
Aug-23	\$ 684.93	147	26
Sep-23	\$ 686.00	23	11
Oct-23	\$ 687.00	530	112
Nov-23	\$ 688.00	542	107
Dec-23	\$ 688.00	542	126
Jan-24	\$ 688.50	37	17
Feb-24	\$ 688.00	19	7
Mar-24	\$ 688.00	28	4
Apr-24	\$ 688.00	12	6
May-24	\$ 688.00	-	-



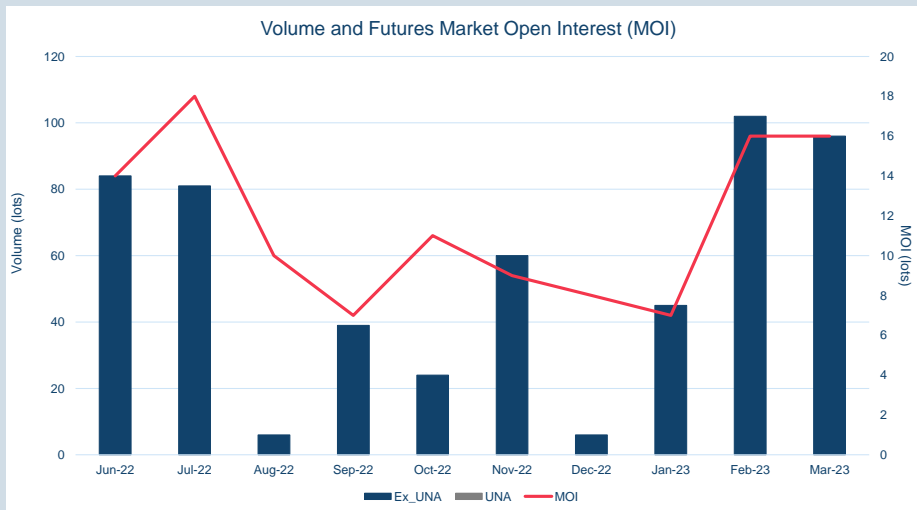


Front Month	
Average	\$460.65
Minimum	\$443.00
Maximum	\$473.00

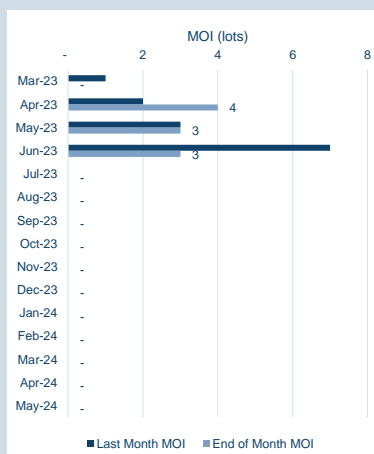
Volume (ex UNA) Mar-2023	
Lots	96

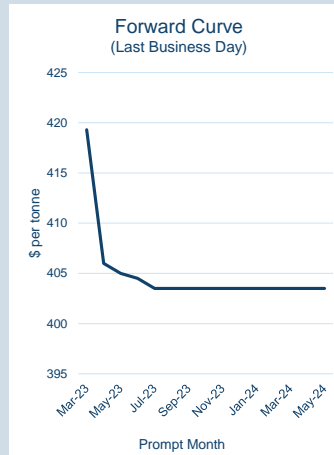
Volume (inc UNA) Mar-2023	
Lots	96
Tonnes	960

Volume Year To Date	
Lots	243
Tonnes	2,430



Prompt Month	End of Month - Daily Settlement	Volume (inc UNA)	End of Month - MOI
Mar-23	\$ 461.00	15	-
Apr-23	\$ 456.50	39	4
May-23	\$ 453.50	9	3
Jun-23	\$ 453.00	33	3
Jul-23	\$ 452.00	-	-
Aug-23	\$ 452.00	-	-
Sep-23	\$ 452.00	-	-
Oct-23	\$ 452.00	-	-
Nov-23	\$ 452.00	-	-
Dec-23	\$ 452.00	-	-
Jan-24	\$ 452.00	-	-
Feb-24	\$ 452.00	-	-
Mar-24	\$ 452.00	-	-
Apr-24	\$ 452.00	-	-
May-24	\$ 452.00	-	-



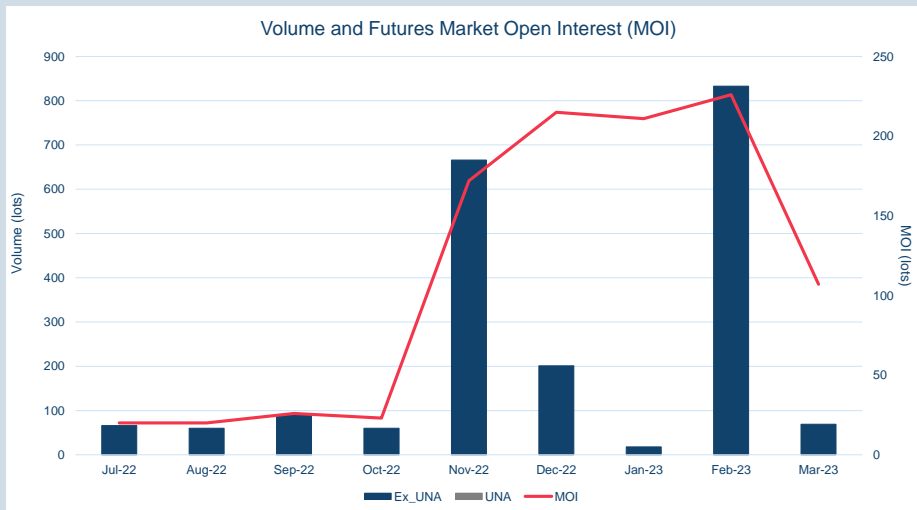


Front Month	
Average	\$429.01
Minimum	\$414.00
Maximum	\$440.50

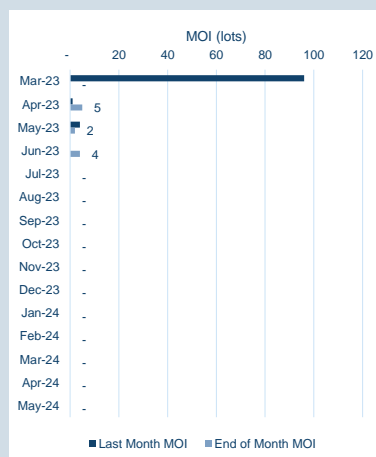
Volume (ex UNA) Mar-2023	
Lots	69

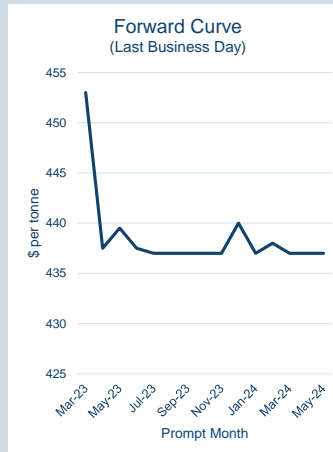
Volume (inc UNA) Mar-2023	
Lots	69
Tonnes	690

Volume Year To Date	
Lots	920
Tonnes	9,200



Prompt Month	End of Month - Daily Settlement	Volume (inc UNA)	End of Month - MOI
Mar-23	\$ 419.30	-	-
Apr-23	\$ 406.00	27	5
May-23	\$ 405.00	30	2
Jun-23	\$ 404.50	12	4
Jul-23	\$ 403.50	-	-
Aug-23	\$ 403.50	-	-
Sep-23	\$ 403.50	-	-
Oct-23	\$ 403.50	-	-
Nov-23	\$ 403.50	-	-
Dec-23	\$ 403.50	-	-
Jan-24	\$ 403.50	-	-
Feb-24	\$ 403.50	-	-
Mar-24	\$ 403.50	-	-
Apr-24	\$ 403.50	-	-
May-24	\$ 403.50	-	-



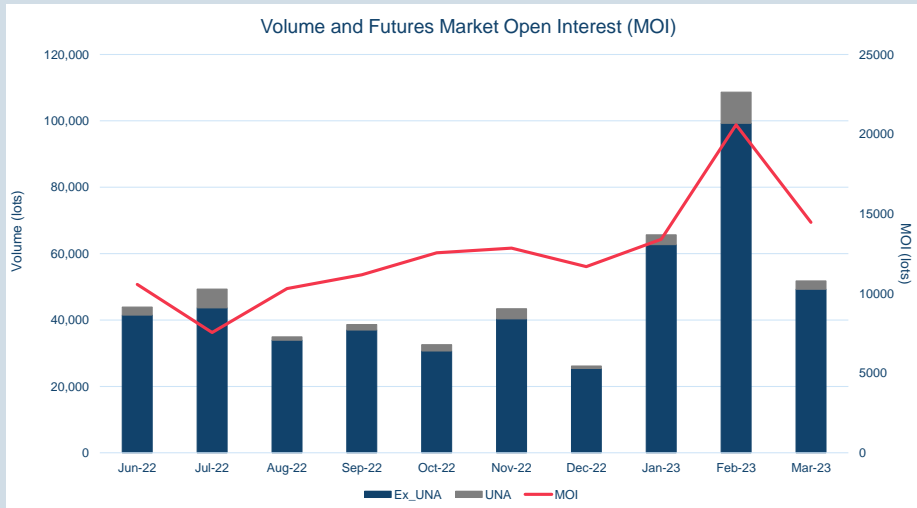


Front Month	
Average	\$457.02
Minimum	\$450.00
Maximum	\$468.00

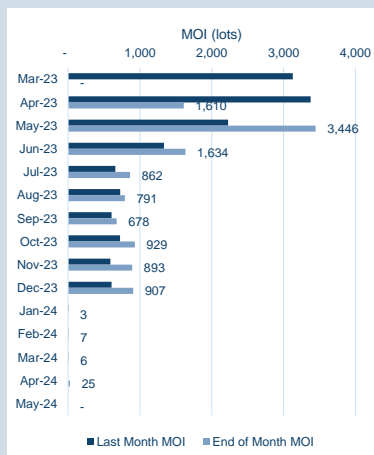
Volume (ex UNA) Mar-2023	
Lots	49,285

Volume (inc UNA) Mar-2023	
Lots	51,755
Tonnes	517,550

Volume Year To Date	
Lots	226,098
Tonnes	2,260,980



Prompt Month	End of Month - Daily Settlement	Volume (inc UNA)	End of Month - MOI
Mar-23	\$ 453.00	8,905	-
Apr-23	\$ 437.50	14,714	1,610
May-23	\$ 439.50	9,302	3,446
Jun-23	\$ 437.50	5,931	1,634
Jul-23	\$ 437.00	2,533	862
Aug-23	\$ 437.00	1,956	791
Sep-23	\$ 437.00	1,748	678
Oct-23	\$ 437.00	1,956	929
Nov-23	\$ 437.00	2,263	893
Dec-23	\$ 440.00	2,270	907
Jan-24	\$ 437.00	30	3
Feb-24	\$ 438.00	55	7
Mar-24	\$ 437.00	33	6
Apr-24	\$ 437.00	59	25
May-24	\$ 437.00	-	-



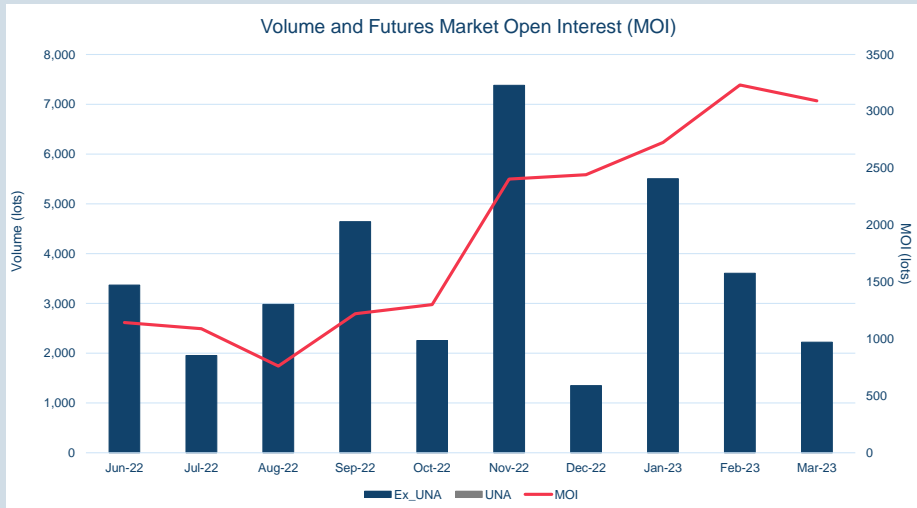


Front Month	
Average	\$657.12
Minimum	\$646.00
Maximum	\$675.00

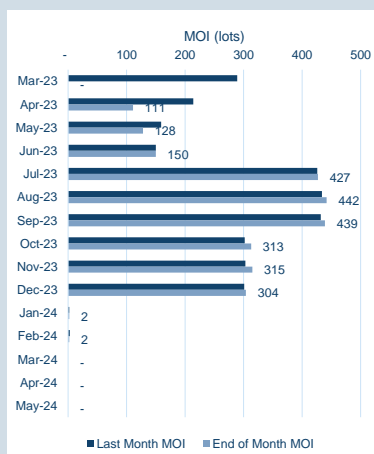
Volume (ex UNA) Mar-2023	
Lots	2,221

Volume (inc UNA) Mar-2023	
Lots	2,221
Tonnes	22,210

Volume Year To Date	
Lots	11,330
Tonnes	113,300



Prompt Month	End of Month - Daily Settlement	Volume (inc UNA)	End of Month - MOI
Mar-23	\$ 650.74	568	-
Apr-23	\$ 642.50	561	111
May-23	\$ 642.00	174	128
Jun-23	\$ 640.50	86	150
Jul-23	\$ 637.50	635	427
Aug-23	\$ 635.50	53	442
Sep-23	\$ 628.00	22	439
Oct-23	\$ 620.50	28	313
Nov-23	\$ 617.00	41	315
Dec-23	\$ 617.00	26	304
Jan-24	\$ 617.00	18	2
Feb-24	\$ 617.00	9	2
Mar-24	\$ 617.00	-	-
Apr-24	\$ 617.00	-	-
May-24	\$ 617.00	-	-



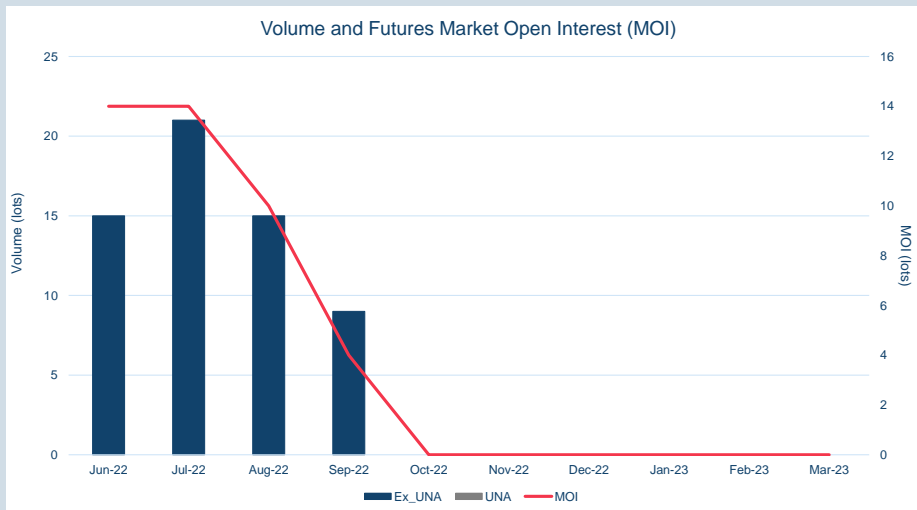


Front Month	
Average	\$1,117.13
Minimum	\$980.00
Maximum	\$1,137.83

Volume (ex UNA)	Mar-2023
Lots	-

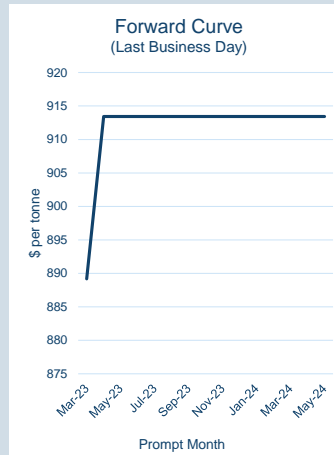
Volume (inc UNA)	Mar-2023
Lots	-
Tonnes	-

Volume	Year To Date
Lots	-
Tonnes	-



Prompt Month	End of Month - Daily Settlement	Volume (inc UNA)	End of Month - MOI
Jan-00	\$ 1,137.83	-	-
Jan-00	\$ 1,160.00	-	-
Jan-00	\$ 1,160.00	-	-
Jan-00	\$ 1,160.00	-	-
Jan-00	\$ 1,160.00	-	-
Nov-03	\$ 1,160.00	-	-
Nov-03	\$ 1,160.00	-	-
Jan-04	\$ 1,160.00	-	-
Apr-03	\$ 1,160.00	-	-
Oct-03	\$ 1,160.00	-	-
Mar-04	\$ 1,160.00	-	-
Jan-06	\$ 1,160.00	-	-
Mar-11	\$ 1,160.00	-	-
Jan-07	\$ 1,160.00	-	-
Jan-00	\$ 1,160.00	-	-

	MOI (lots)
-	0 0 1 1 1
Mar-23	-
Apr-23	-
May-23	-
Jun-23	-
Jul-23	-
Aug-23	-
Sep-23	-
Oct-23	-
Nov-23	-
Dec-23	-
Jan-24	-
Feb-24	-
Mar-24	-
Apr-24	-
May-24	-

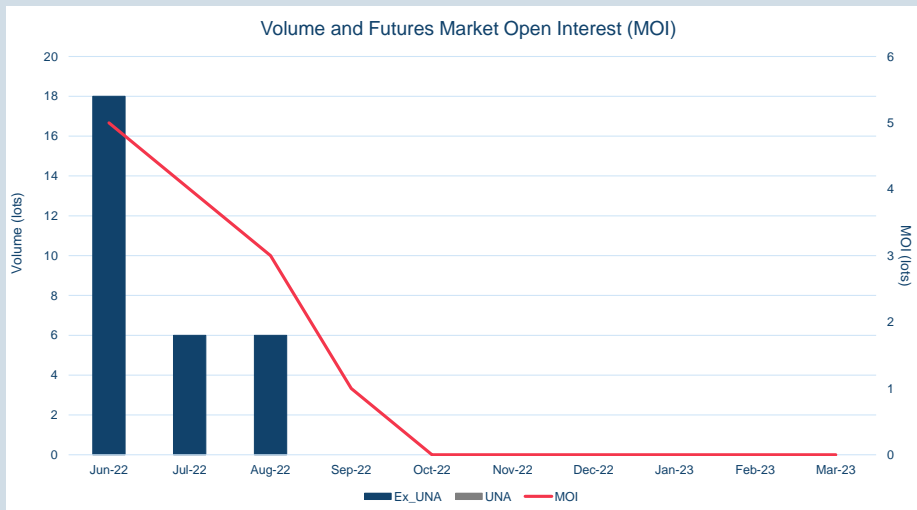


Front Month	
Average	\$876.57
Minimum	\$852.17
Maximum	\$890.00

Volume (ex UNA) Mar-2023	
Lots	-

Volume (inc UNA) Mar-2023	
Lots	-
Tonnes	-

Volume Year To Date	
Lots	-
Tonnes	-



Prompt Month	End of Month - Daily Settlement	Volume (inc UNA)	End of Month - MOI
Mar-23	\$ 889.18	-	-
Apr-23	\$ 913.43	-	-
May-23	\$ 913.43	-	-
Jun-23	\$ 913.43	-	-
Jul-23	\$ 913.43	-	-
Aug-23	\$ 913.43	-	-
Sep-23	\$ 913.43	-	-
Oct-23	\$ 913.43	-	-
Nov-23	\$ 913.43	-	-
Dec-23	\$ 913.43	-	-
Jan-24	\$ 913.43	-	-
Feb-24	\$ 913.43	-	-
Mar-24	\$ 913.43	-	-
Apr-24	\$ 913.43	-	-
May-24	\$ 913.43	-	-

