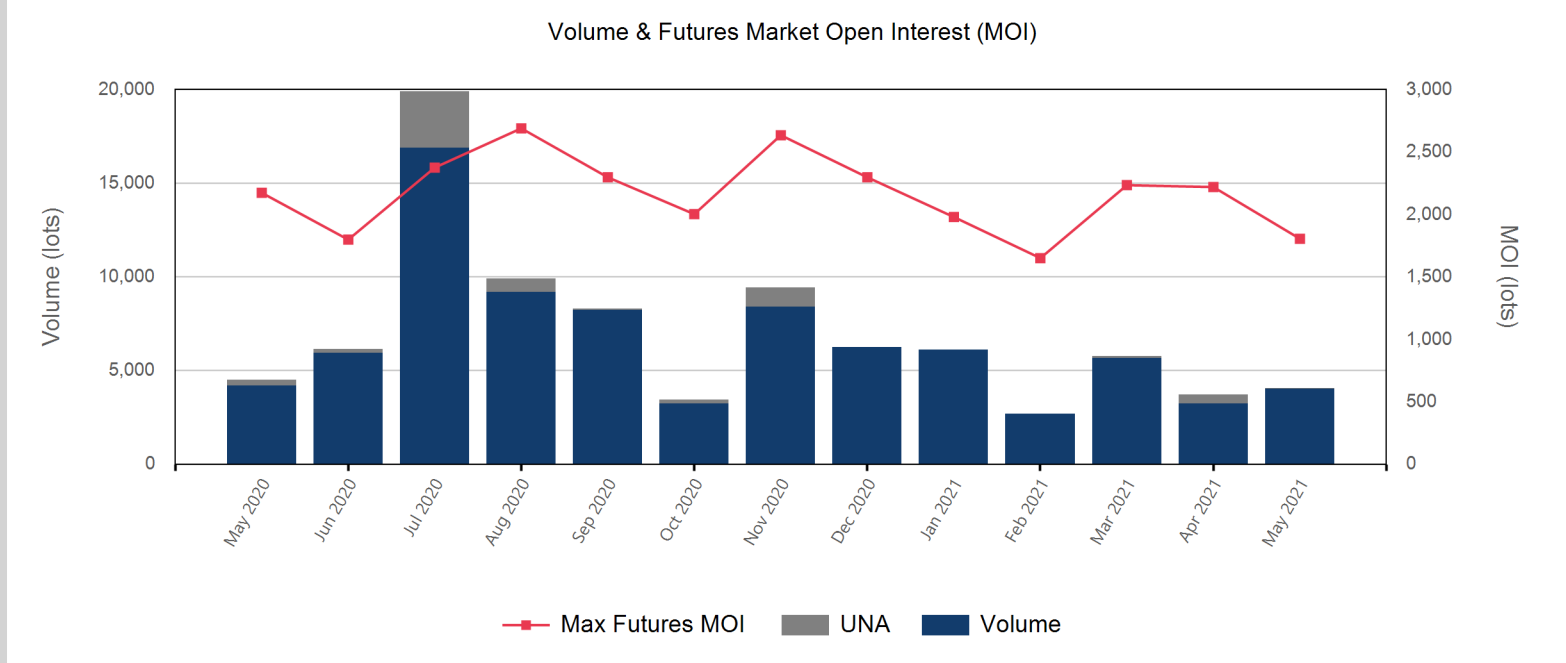


Front Month	
Average	\$978.29
Minimum	\$947.50
Maximum	\$1,025.00

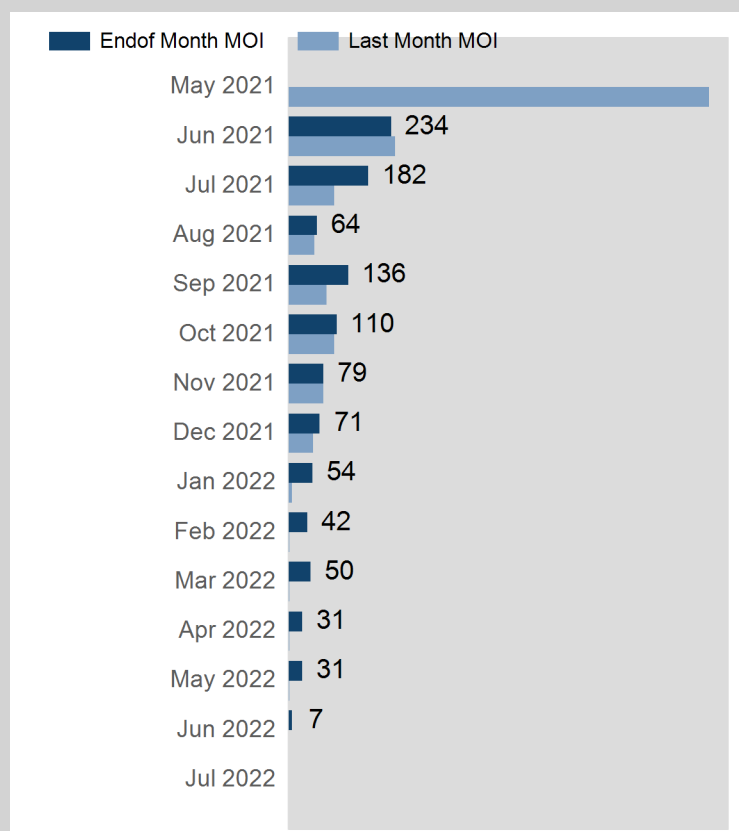


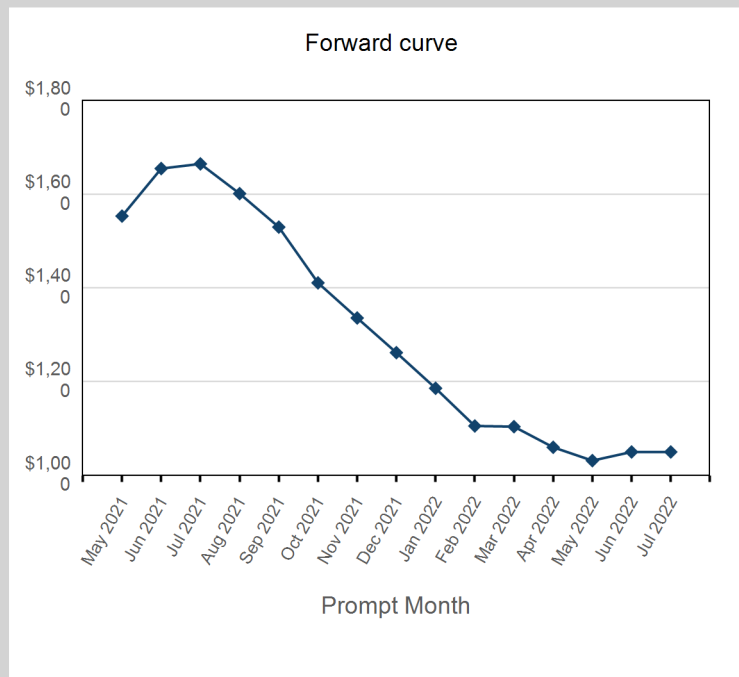
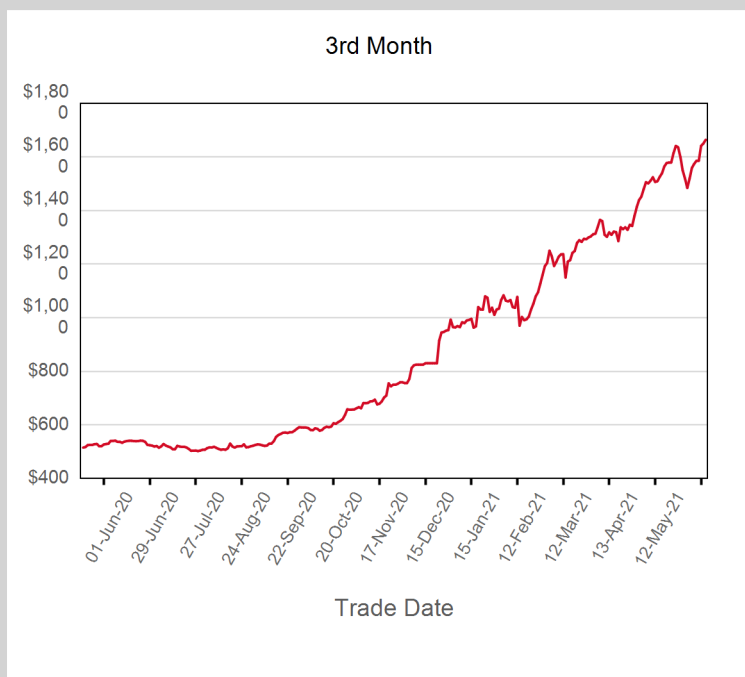
Volume (Excl UNA) - May 2021	
Lots	4,018

Volume - May 2021	
Lots	4,068
Tonnes	40,680

Volume - Year To date	
Lots	22,347
Tonnes	223,470

Prompt Month	End of Month - Daily Settlement	Volume	Endof Month MOI
May 2021	\$963.00	928	
Jun 2021	\$889.00	1,737	234
Jul 2021	\$880.00	334	182
Aug 2021	\$871.00	90	64
Sep 2021	\$880.00	218	136
Oct 2021	\$864.00	66	110
Nov 2021	\$859.50	19	79
Dec 2021	\$840.50	61	71
Jan 2022	\$849.50	150	54
Feb 2022	\$847.50	105	42
Mar 2022	\$834.00	118	50
Apr 2022	\$829.00	110	31
May 2022	\$822.50	109	31
Jun 2022	\$831.50	23	7
Jul 2022	\$831.50		



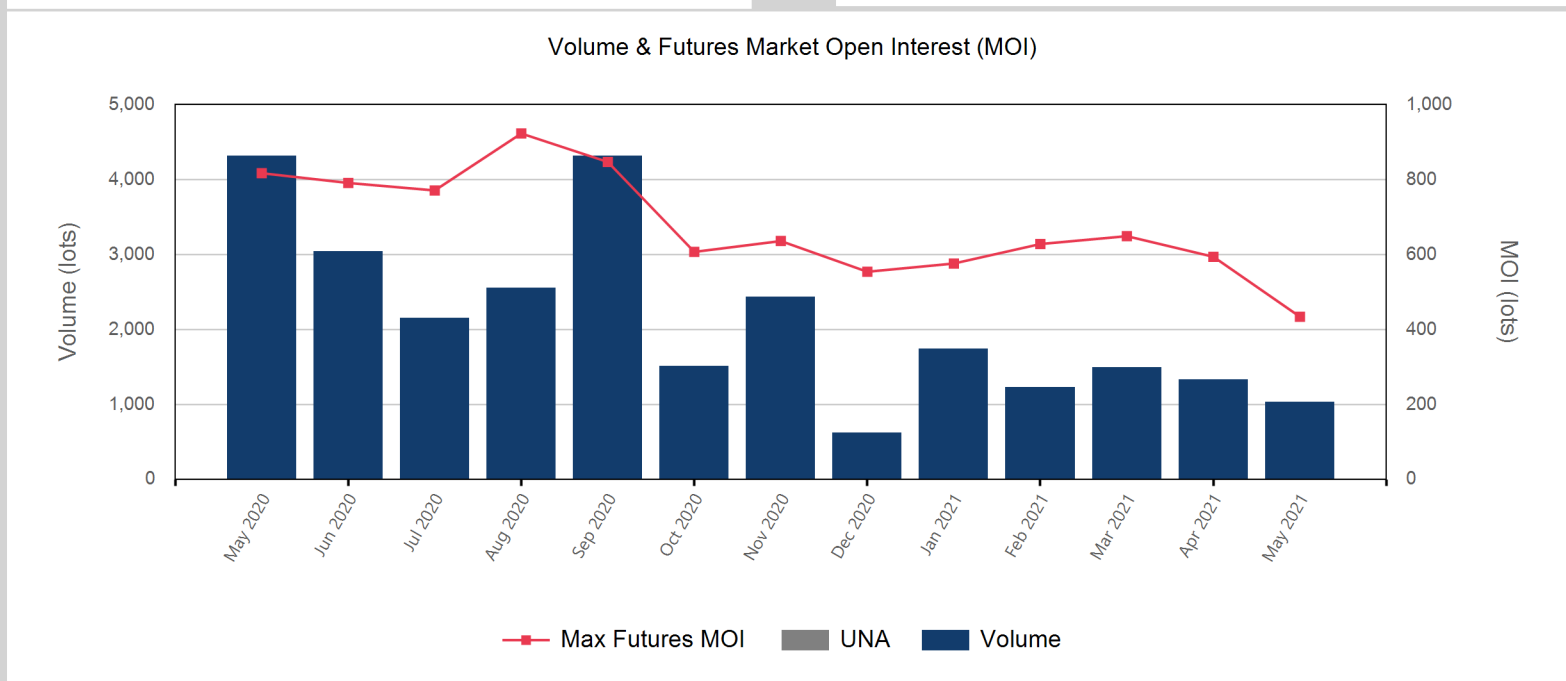


Front Month	
Average	\$1,528.71
Minimum	\$1,504.50
Maximum	\$1,553.50

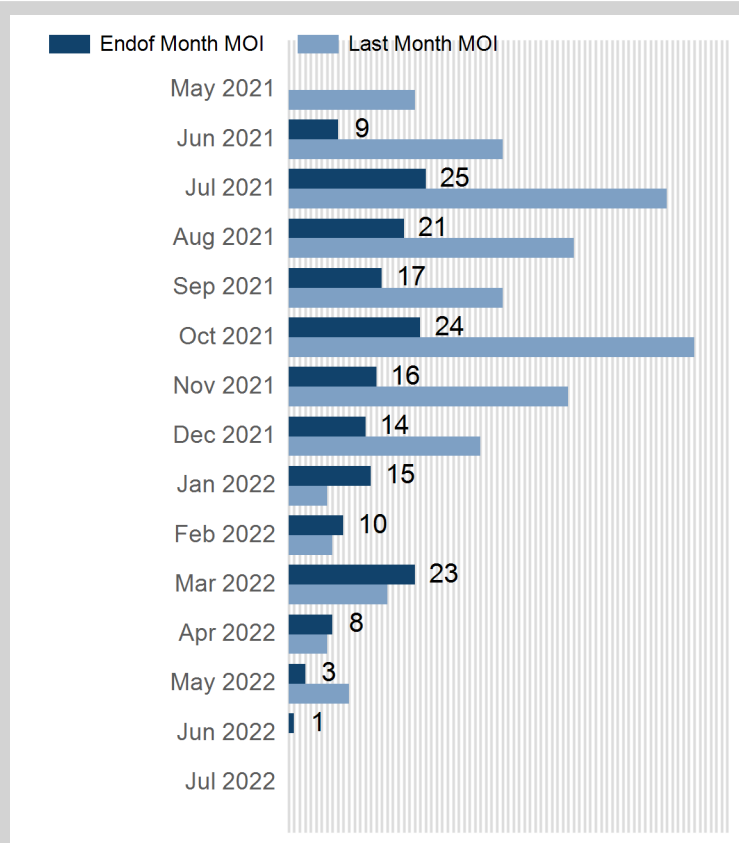
Volume (Excl UNA) - May 2021	
Lots	1,028

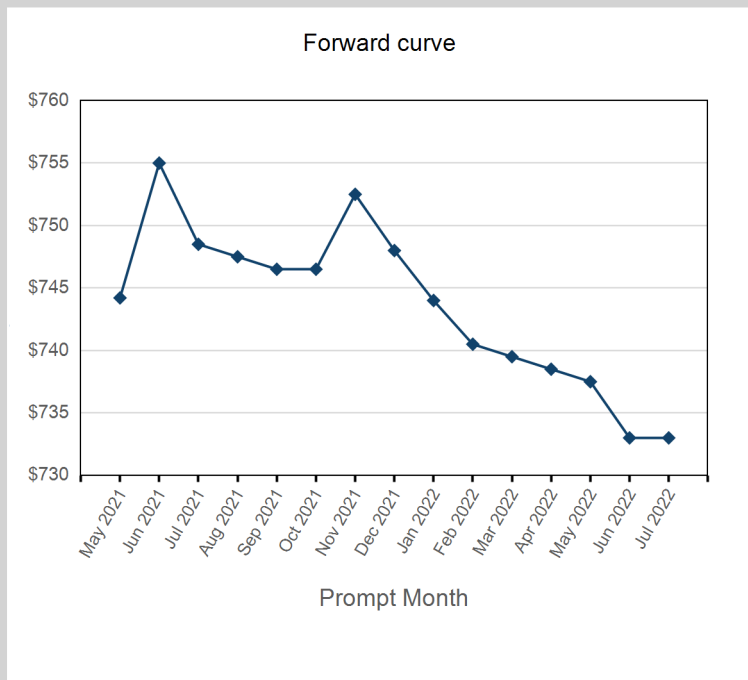
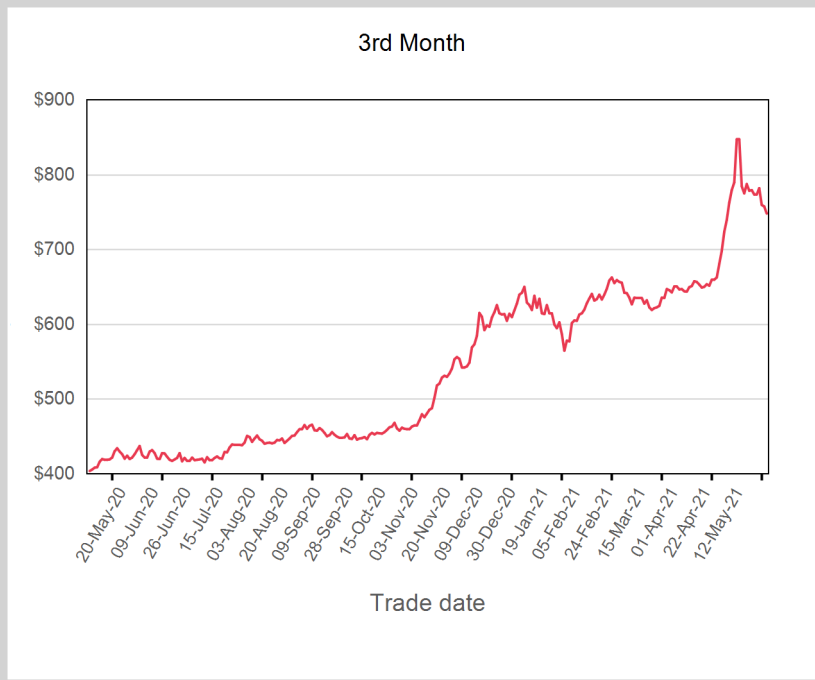
Volume - May 2021	
Lots	1,028
Short tons	10,280

Volume - Year To date	
Lots	6,824
Short tons	68,240

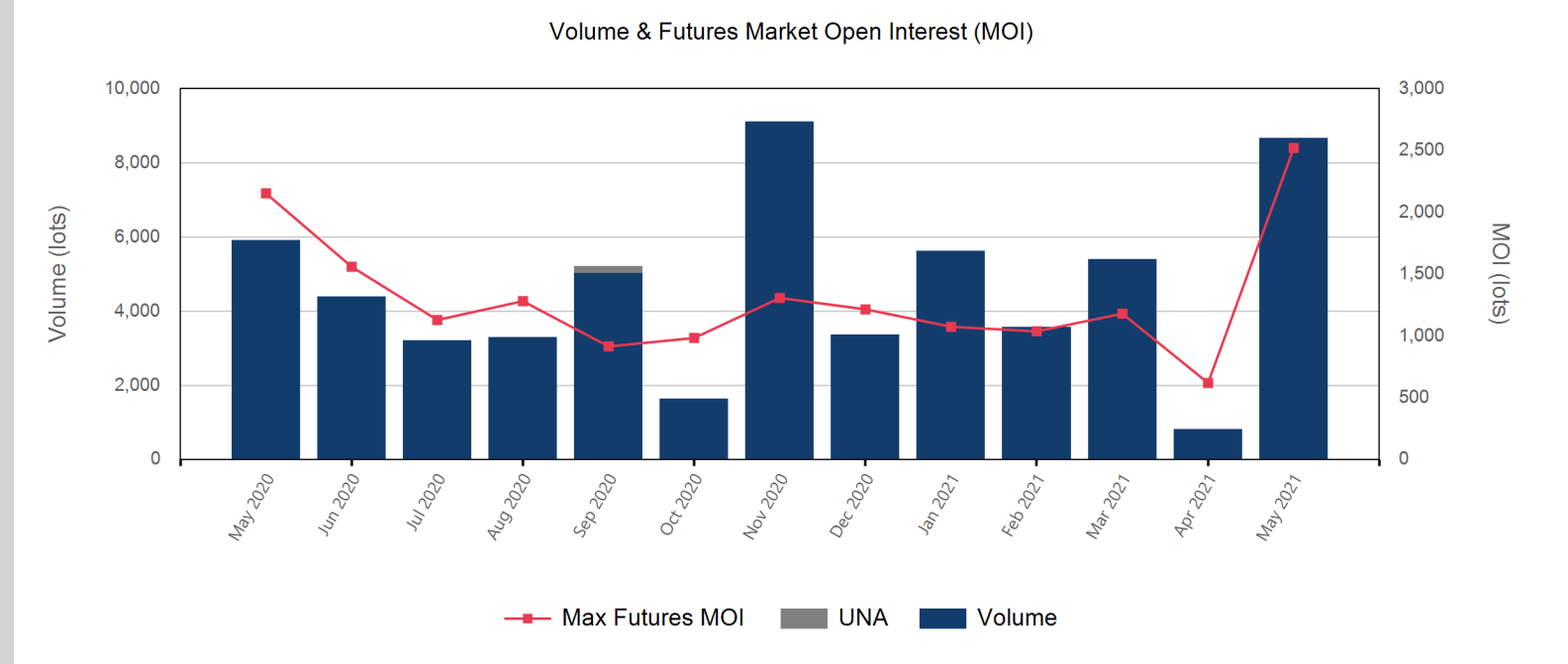


Prompt Month	End of Month - Daily Settlement	Volume	End of Month MOI
May 2021	\$1,553.50	61	
Jun 2021	\$1,655.00	81	9
Jul 2021	\$1,665.00	153	25
Aug 2021	\$1,601.50	119	21
Sep 2021	\$1,530.00	95	17
Oct 2021	\$1,411.00	152	24
Nov 2021	\$1,336.00	136	16
Dec 2021	\$1,262.00	109	14
Jan 2022	\$1,186.00	30	15
Feb 2022	\$1,105.50	21	10
Mar 2022	\$1,104.00	30	23
Apr 2022	\$1,060.00	21	8
May 2022	\$1,031.50	17	3
Jun 2022	\$1,050.00	3	1
Jul 2022	\$1,050.00		





Front Month	
Average	\$748.14
Minimum	\$696.50
Maximum	\$794.00

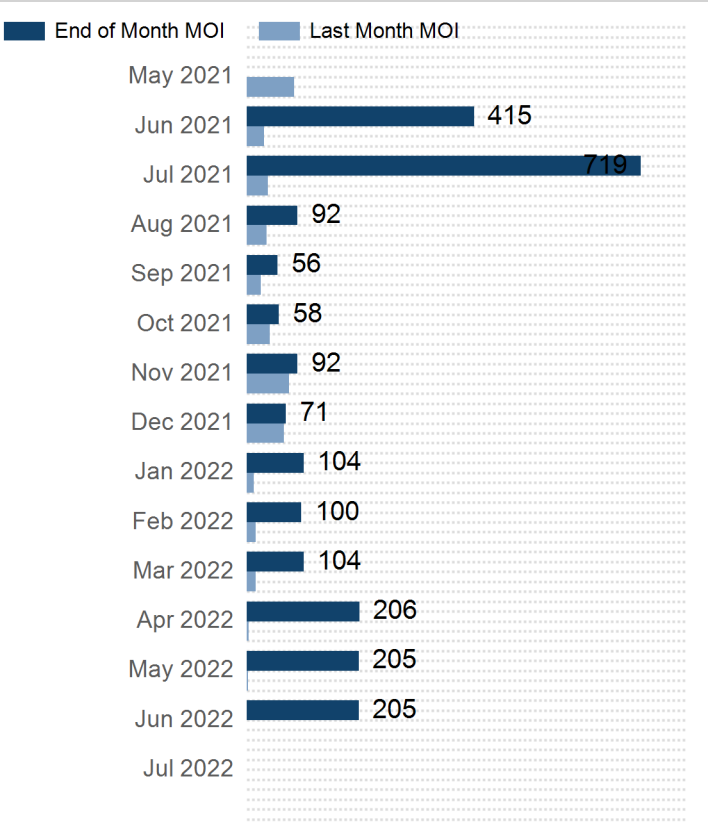


Volume (Excl UNA) - May 2021	
Lots	8,657

Volume - May 2021	
Lots	8,657
Tonnes	86,570

Volume - Year To date	
Lots	24,037
Tonnes	240,370

Prompt Month	End of Month - Daily Settlement	Volume	End of Month MOI
May 2021	\$744.21	129	
Jun 2021	\$755.00	1,335	415
Jul 2021	\$748.50	2,452	719
Aug 2021	\$747.50	640	92
Sep 2021	\$746.50	180	56
Oct 2021	\$746.50	229	58
Nov 2021	\$752.50	199	92
Dec 2021	\$748.00	320	71
Jan 2022	\$744.00	429	104
Feb 2022	\$740.50	420	100
Mar 2022	\$739.50	433	104
Apr 2022	\$738.50	633	206
May 2022	\$737.50	629	205
Jun 2022	\$733.00	629	205
Jul 2022	\$733.00		

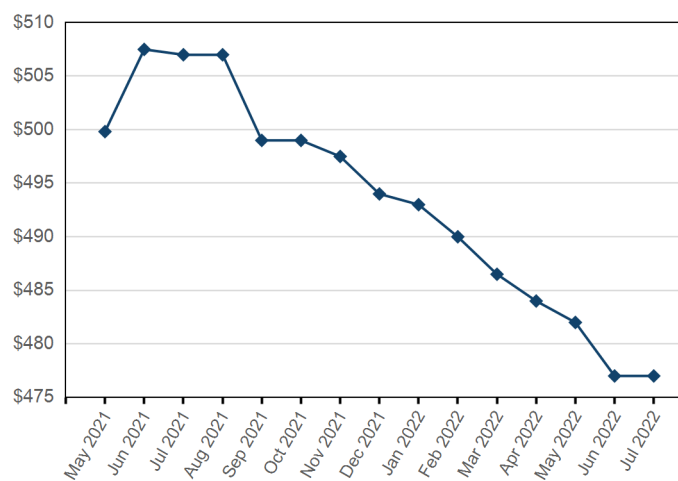


3rd Month



Trade date

Forward curve



Prompt Month

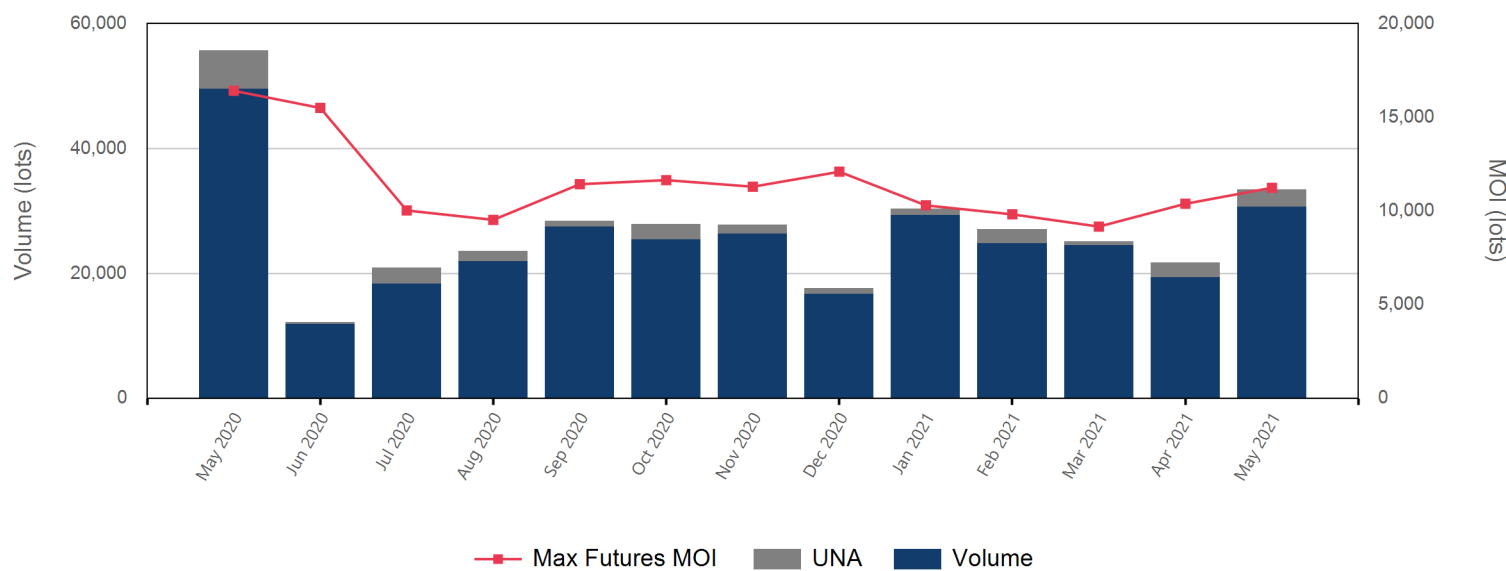
Front Month	
Average	\$501.10
Minimum	\$474.00
Maximum	\$525.00

Volume (Excl UNA) - May 2021	
Lots	30,682

Volume - May 2021	
Lots	33,424
Tonnes	334,240

Volume - Year To date	
Lots	137,587
Tonnes	1,375,870

Volume & Futures Market Open Interest (MOI)



Prompt Month	End of Month - Daily Settlement	Volume	End of Month MOI
May 2021	\$499.82	686	
Jun 2021	\$507.50	6,378	1,946
Jul 2021	\$507.00	6,150	1,074
Aug 2021	\$507.00	2,564	851
Sep 2021	\$499.00	3,775	798
Oct 2021	\$499.00	7,973	826
Nov 2021	\$497.50	1,100	704
Dec 2021	\$494.00	947	369
Jan 2022	\$493.00	607	420
Feb 2022	\$490.00	631	459
Mar 2022	\$486.50	605	421
Apr 2022	\$484.00	663	322
May 2022	\$482.00	671	315
Jun 2022	\$477.00	674	309
Jul 2022	\$477.00		

