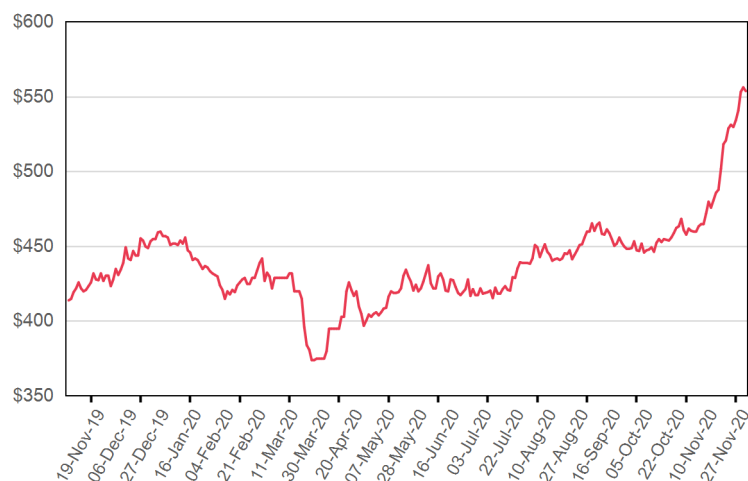
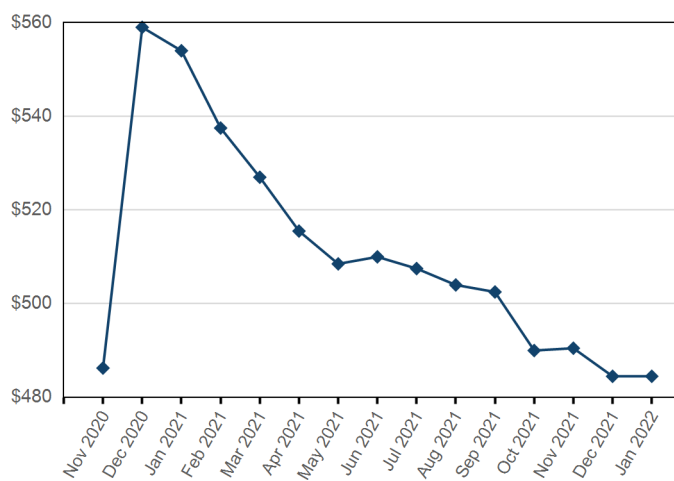


3rd Month



Trade date

Forward curve



Prompt Month

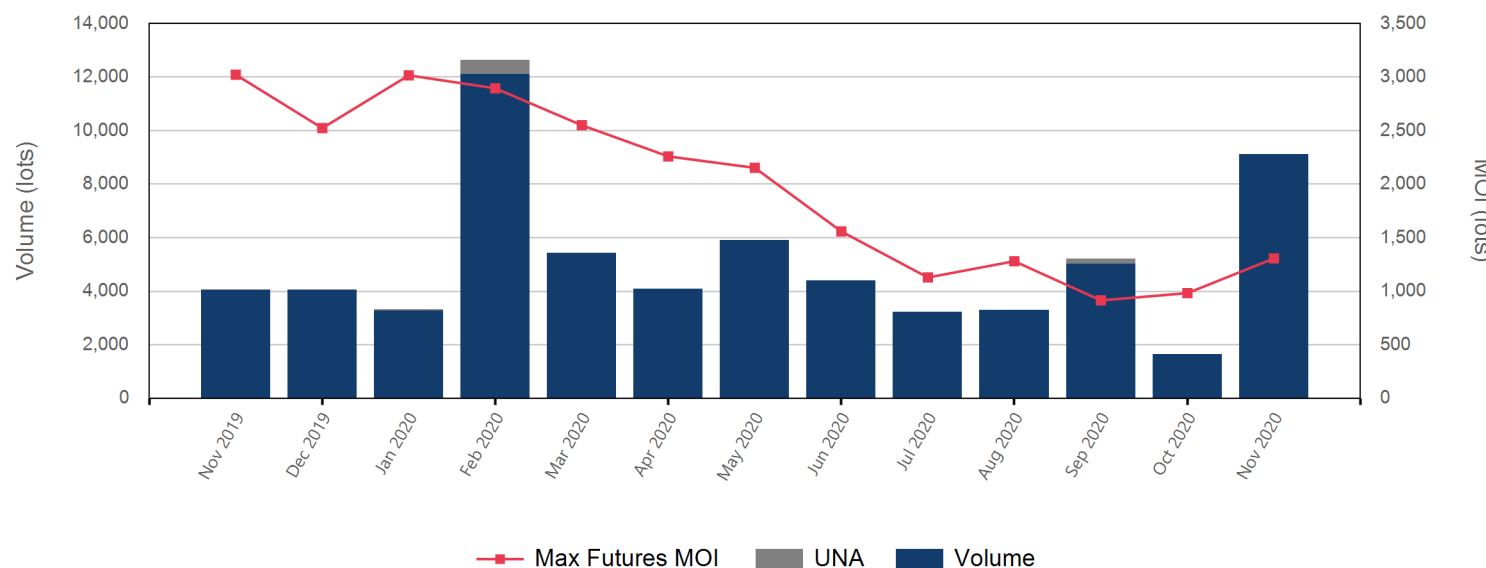
Front Month	
Average	\$479.08
Minimum	\$461.00
Maximum	\$497.50

Volume (Excl UNA) - Nov 2020	
Lots	9,104

Volume - Nov 2020	
Lots	9,104
Tonnes	91,040

Volume - Year To date	
Lots	58,206
Tonnes	582,060

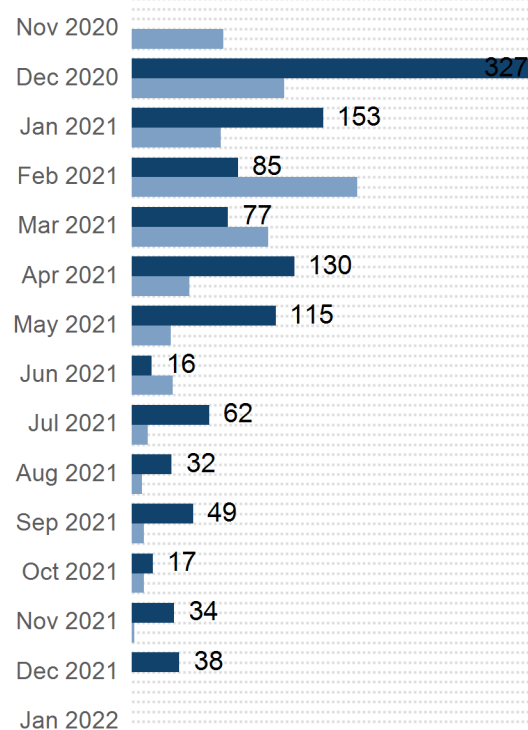
Volume & Futures Market Open Interest (MOI)



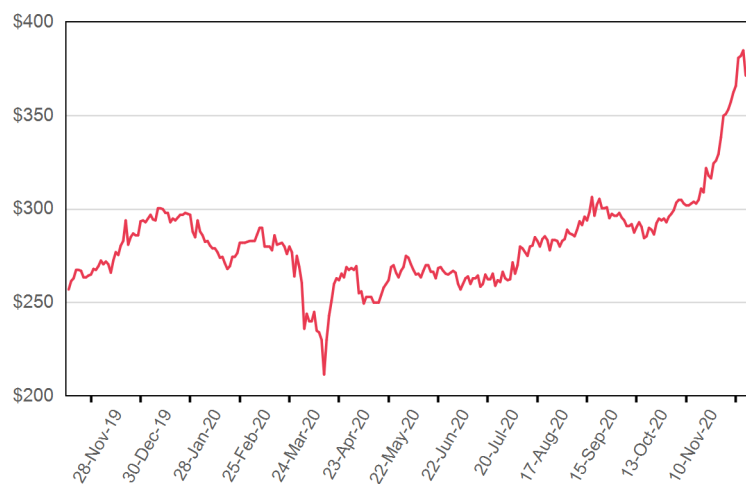
— Max Futures MOI ■ UNA ■ Volume

Prompt Month	End of Month - Daily Settlement	Volume	End of Month MOI
Nov 2020	\$486.26	774	
Dec 2020	\$559.00	2,364	327
Jan 2021	\$554.00	975	153
Feb 2021	\$537.50	1,001	85
Mar 2021	\$527.00	832	77
Apr 2021	\$515.50	851	130
May 2021	\$508.50	654	115
Jun 2021	\$510.00	330	16
Jul 2021	\$507.50	249	62
Aug 2021	\$504.00	228	32
Sep 2021	\$502.50	182	49
Oct 2021	\$490.00	228	17
Nov 2021	\$490.50	221	34
Dec 2021	\$484.50	215	38
Jan 2022	\$484.50		

End of Month MOI Last Month MOI

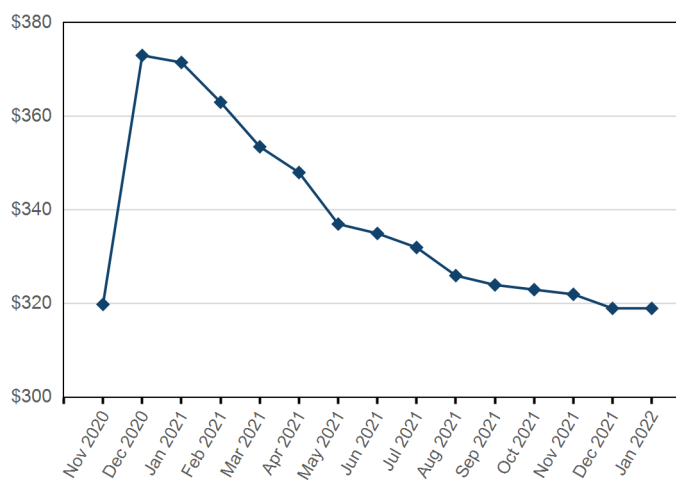


3rd Month



Trade date

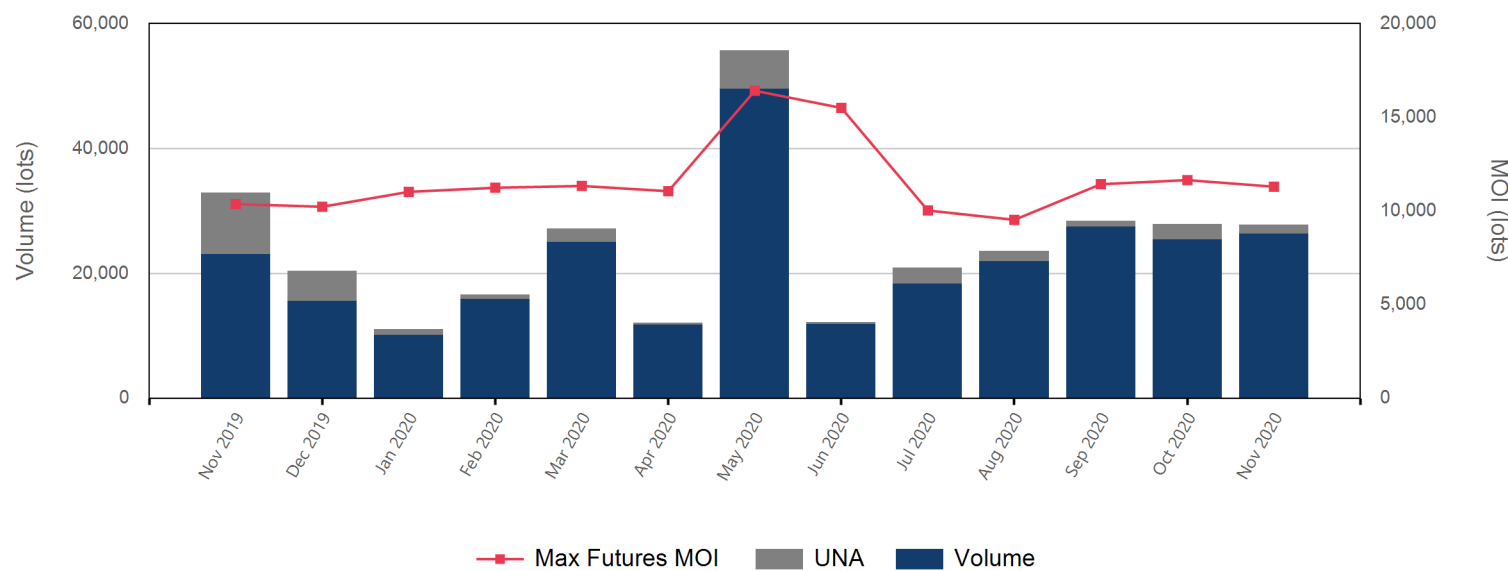
Forward curve



Prompt Month

Front Month	
Average	\$311.92
Minimum	\$293.50
Maximum	\$323.00

Volume & Futures Market Open Interest (MOI)



Max Futures MOI UNA Volume

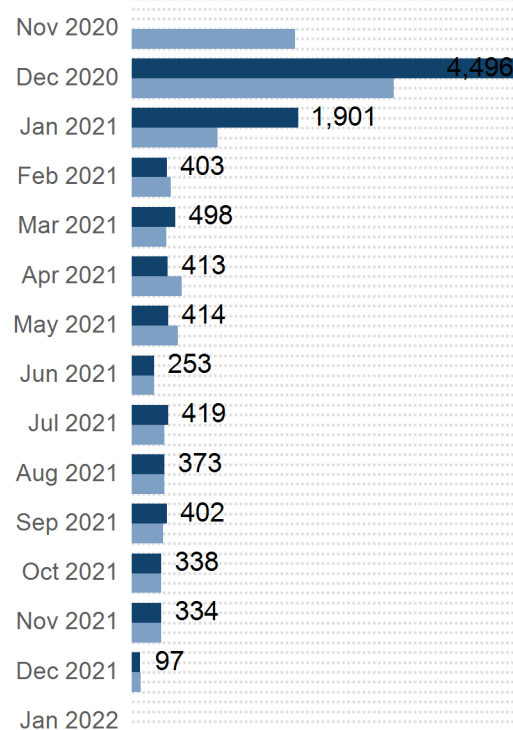
Volume (Excl UNA) - Nov 2020	
Lots	26,308

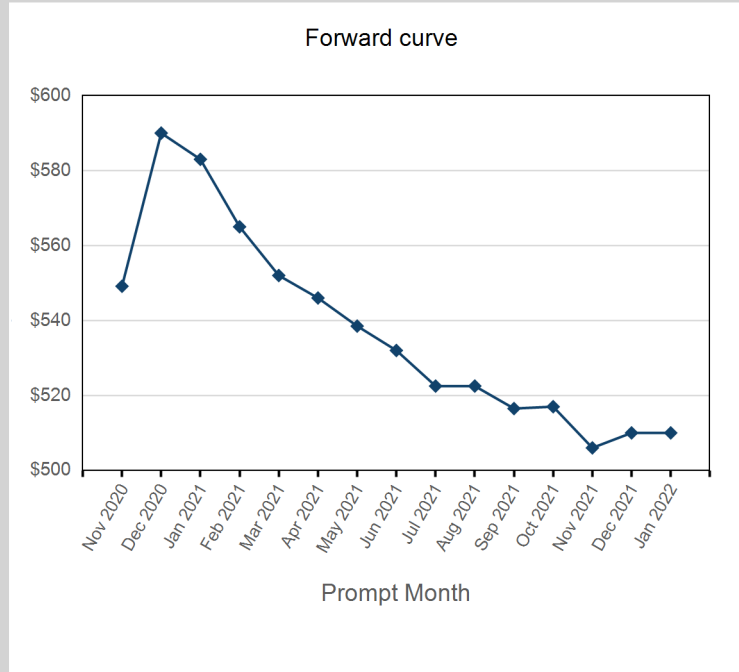
Volume - Nov 2020	
Lots	27,723
Tonnes	277,230

Volume - Year To date	
Lots	263,008
Tonnes	2,630,080

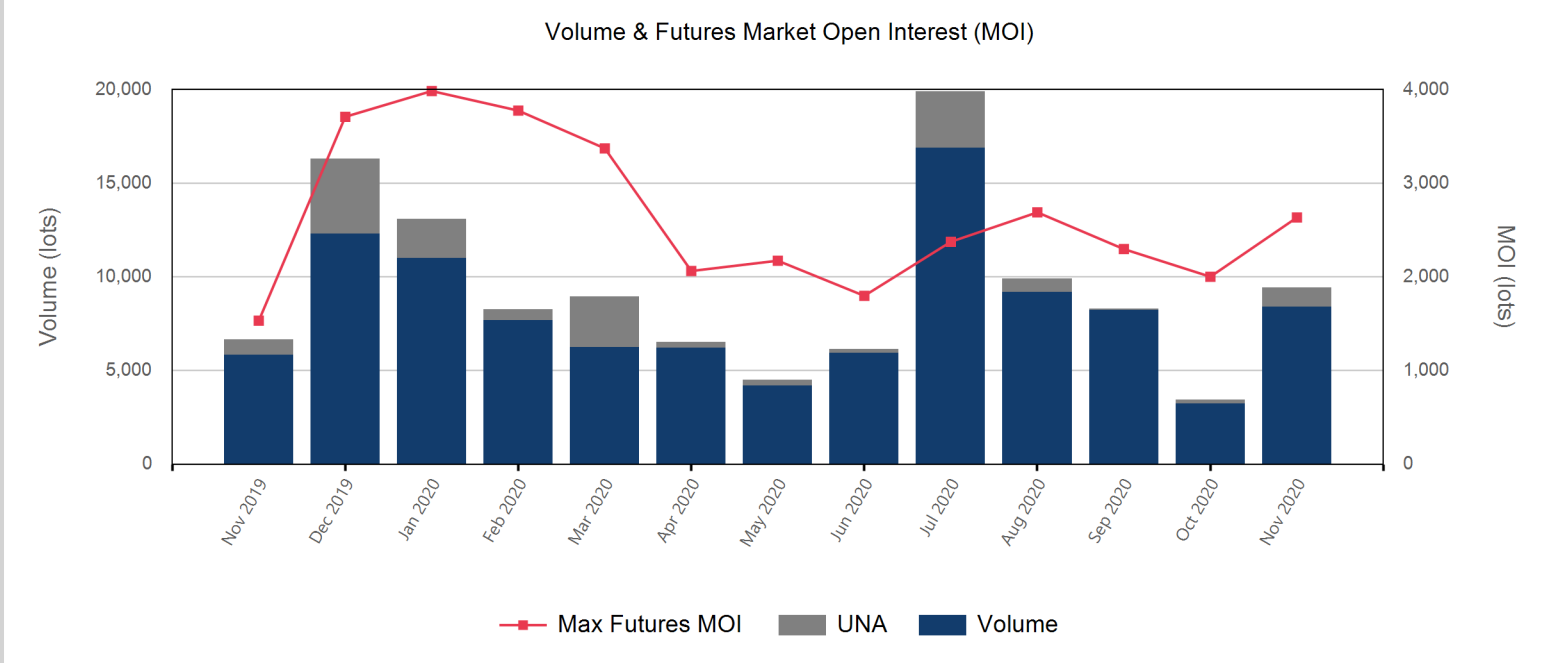
Prompt Month	End of Month - Daily Settlement	Volume	End of Month MOI
Nov 2020	\$319.85	1,843	
Dec 2020	\$373.00	11,460	4,496
Jan 2021	\$371.50	6,959	1,901
Feb 2021	\$363.00	2,273	403
Mar 2021	\$353.50	1,663	498
Apr 2021	\$348.00	1,296	413
May 2021	\$337.00	871	414
Jun 2021	\$335.00	479	253
Jul 2021	\$332.00	93	419
Aug 2021	\$326.00	158	373
Sep 2021	\$324.00	130	402
Oct 2021	\$323.00	161	338
Nov 2021	\$322.00	183	334
Dec 2021	\$319.00	154	97
Jan 2022	\$319.00		

End of Month MOI Last Month MOI





Front Month	
Average	\$546.29
Minimum	\$523.00
Maximum	\$562.00

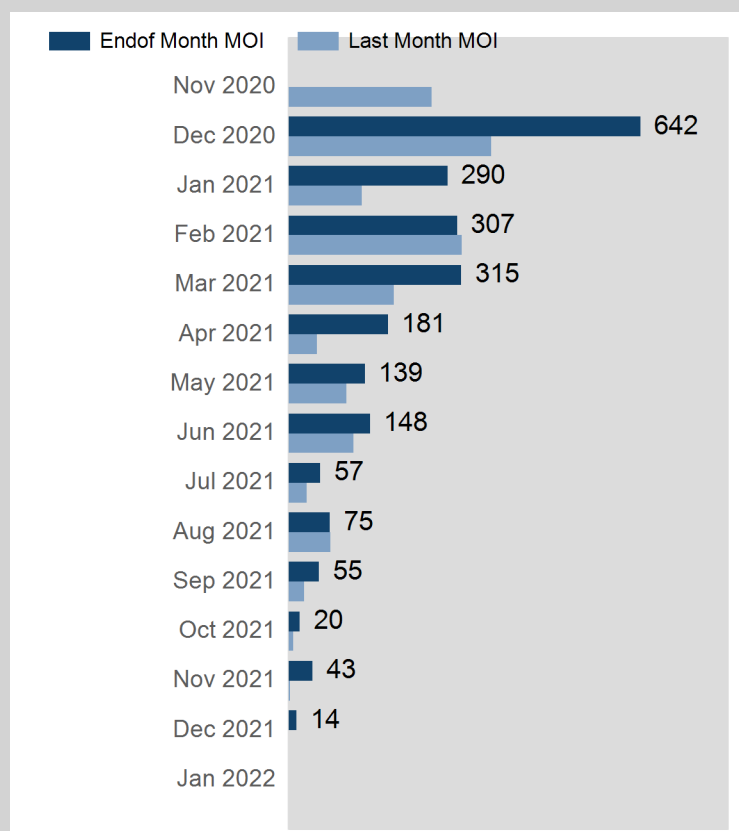


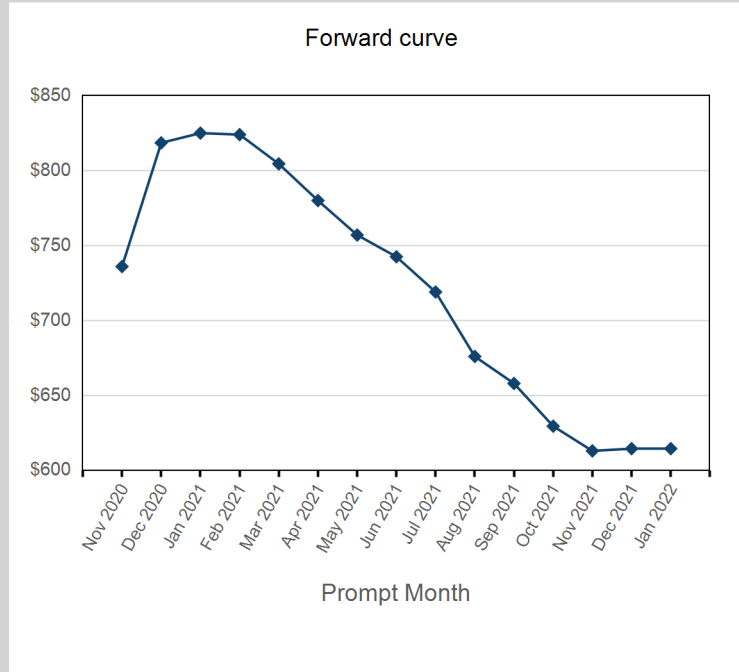
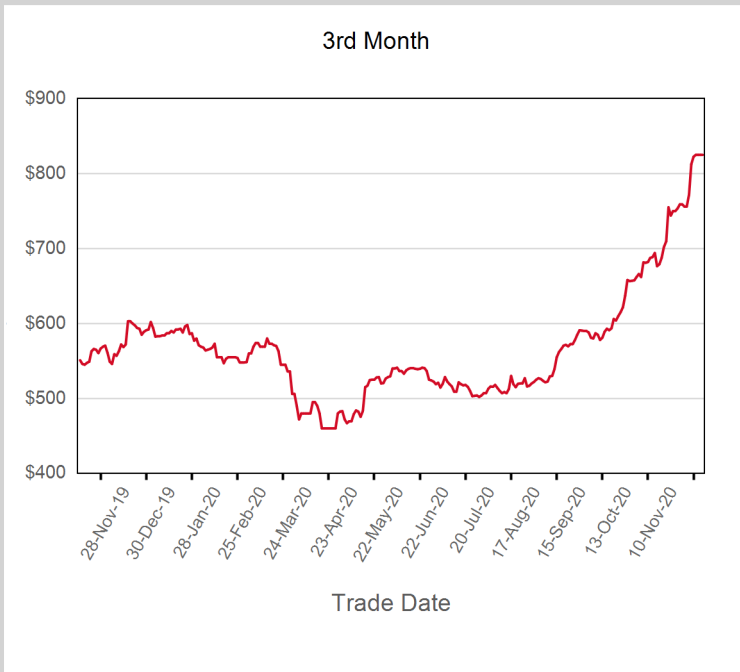
Volume (Excl UNA) - Nov 2020	
Lots	8,416

Volume - Nov 2020	
Lots	9,416
Tonnes	94,160

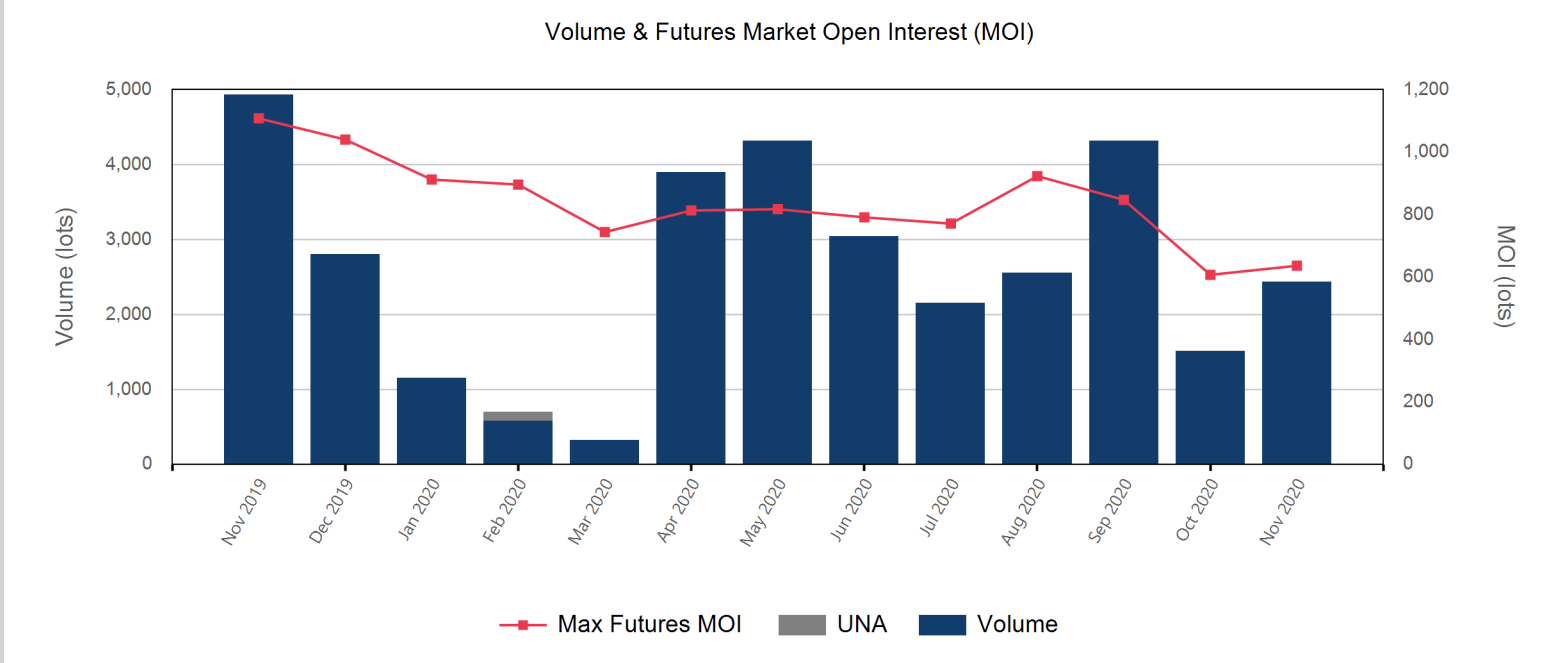
Volume - Year To date	
Lots	98,464
Tonnes	984,640

Prompt Month	End of Month - Daily Settlement	Volume	Endof Month MOI
Nov 2020	\$549.14	484	
Dec 2020	\$590.00	2,305	642
Jan 2021	\$583.00	1,198	290
Feb 2021	\$565.00	911	307
Mar 2021	\$552.00	1,509	315
Apr 2021	\$546.00	834	181
May 2021	\$538.50	1,219	139
Jun 2021	\$532.00	405	148
Jul 2021	\$522.50	157	57
Aug 2021	\$522.50	91	75
Sep 2021	\$516.50	111	55
Oct 2021	\$517.00	37	20
Nov 2021	\$506.00	112	43
Dec 2021	\$510.00	43	14
Jan 2022	\$510.00		





Front Month	
Average	\$725.24
Minimum	\$705.50
Maximum	\$744.00



Volume (Excl UNA) - Nov 2020	
Lots	2,434

Volume - Nov 2020	
Lots	2,434
Short tons	24,340

Volume - Year To date	
Lots	26,378
Short tons	263,780

Prompt Month	End of Month - Daily Settlement	Volume	End of Month MOI
Nov 2020	\$736.00	201	
Dec 2020	\$818.50	688	178
Jan 2021	\$825.00	251	58
Feb 2021	\$824.00	269	25
Mar 2021	\$804.50	262	21
Apr 2021	\$780.00	263	35
May 2021	\$757.00	80	30
Jun 2021	\$742.50	99	13
Jul 2021	\$719.00	107	15
Aug 2021	\$676.00	34	19
Sep 2021	\$658.00	22	3
Oct 2021	\$629.50	77	18
Nov 2021	\$613.00	55	12
Dec 2021	\$614.50	26	7
Jan 2022	\$614.50		

