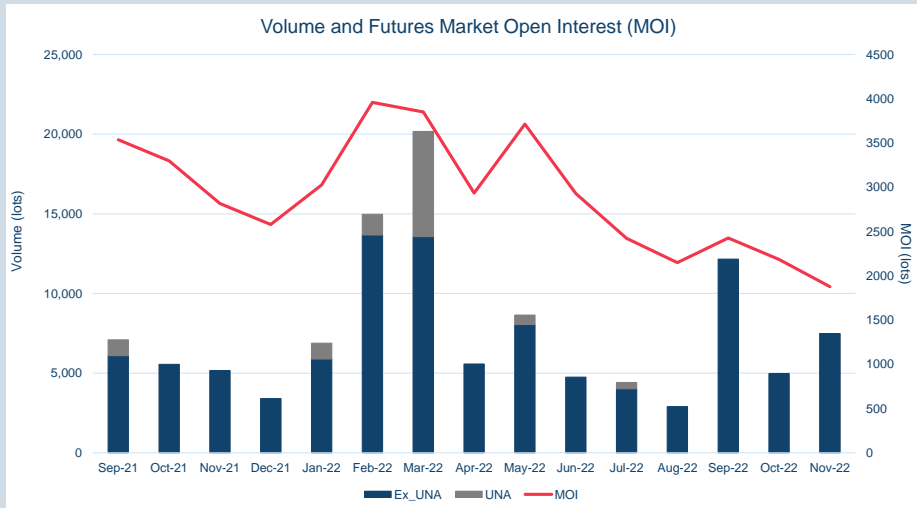


Front Month	
Average	\$634.88
Minimum	\$626.50
Maximum	\$640.00

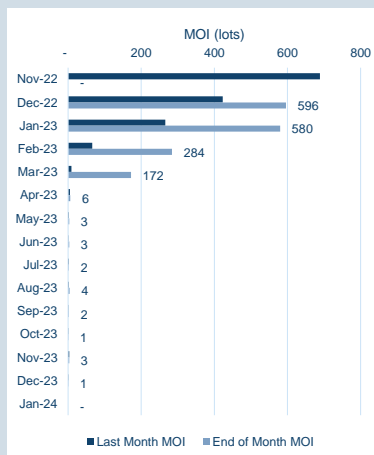
Volume (ex UNA) Nov-2022	
Lots	7,481

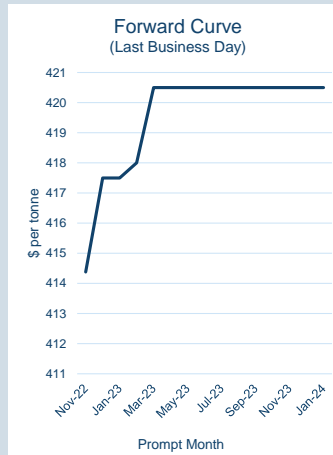
Volume (inc UNA) Nov-2022	
Lots	7,481
Tonnes	74,810

Volume Year To Date	
Lots	92,909
Tonnes	929,090



Prompt Month	End of Month - Daily Settlement	Volume (inc UNA)	End of Month - MOI
Nov-22	\$ 636.89	912	-
Dec-22	\$ 655.00	2,505	596
Jan-23	\$ 653.00	2,744	580
Feb-23	\$ 649.00	715	284
Mar-23	\$ 649.00	485	172
Apr-23	\$ 645.00	78	6
May-23	\$ 646.50	11	3
Jun-23	\$ 643.50	7	3
Jul-23	\$ 646.50	-	2
Aug-23	\$ 645.00	14	4
Sep-23	\$ 644.00	8	2
Oct-23	\$ 643.50	2	1
Nov-23	\$ 643.50	-	3
Dec-23	\$ 642.00	-	1
Jan-24	\$ 642.00	-	-



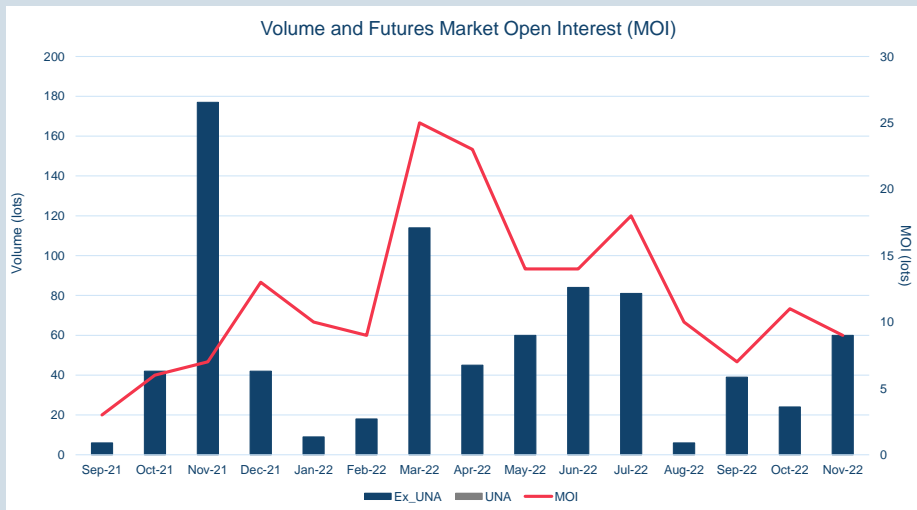


Front Month	
Average	\$428.49
Minimum	\$414.38
Maximum	\$440.00

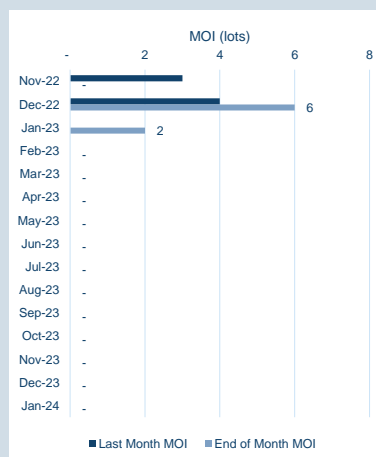
Volume (ex UNA)	Nov-2022
Lots	60

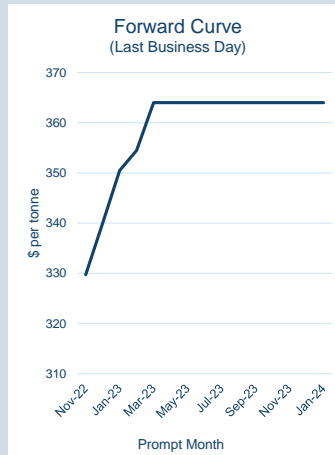
Volume (inc UNA)	Nov-2022
Lots	60
Tonnes	600

Volume	Year To Date
Lots	540
Tonnes	5,400



Prompt Month	End of Month - Daily Settlement	Volume (inc UNA)	End of Month - MOI
Nov-22	\$ 414.38	3	-
Dec-22	\$ 417.50	51	6
Jan-23	\$ 417.50	6	2
Feb-23	\$ 418.00	-	-
Mar-23	\$ 420.50	-	-
Apr-23	\$ 420.50	-	-
May-23	\$ 420.50	-	-
Jun-23	\$ 420.50	-	-
Jul-23	\$ 420.50	-	-
Aug-23	\$ 420.50	-	-
Sep-23	\$ 420.50	-	-
Oct-23	\$ 420.50	-	-
Nov-23	\$ 420.50	-	-
Dec-23	\$ 420.50	-	-
Jan-24	\$ 420.50	-	-



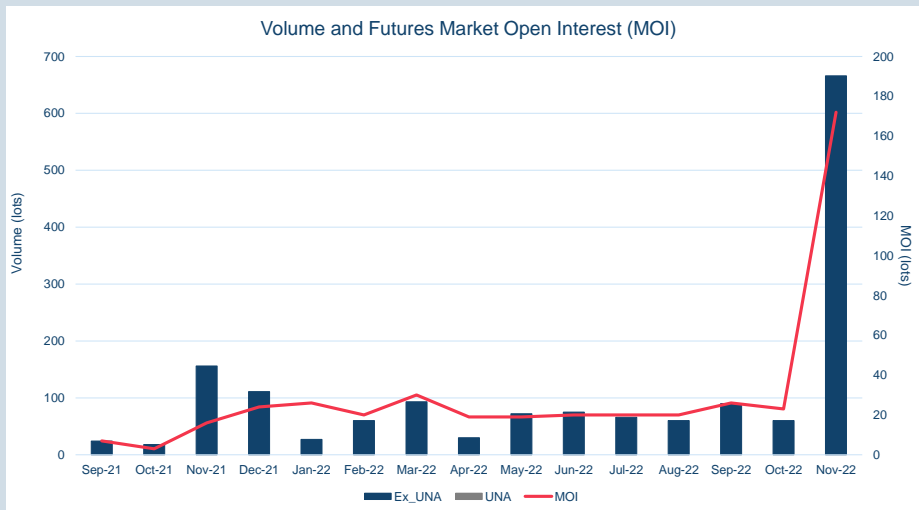


Front Month	
Average	\$339.06
Minimum	\$328.50
Maximum	\$348.00

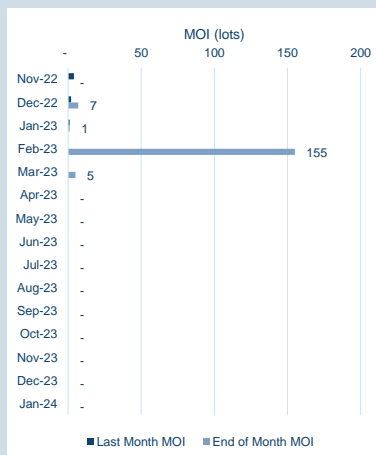
Volume (ex UNA) Nov-2022	
Lots	666

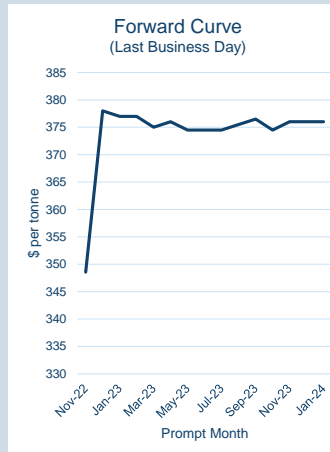
Volume (inc UNA) Nov-2022	
Lots	666
Tonnes	6,660

Volume Year To Date	
Lots	1,299
Tonnes	12,990



Prompt Month	End of Month - Daily Settlement	Volume (inc UNA)	End of Month - MOI
Nov-22	\$ 329.73	-	-
Dec-22	\$ 340.00	24	7
Jan-23	\$ 350.50	3	1
Feb-23	\$ 354.50	624	155
Mar-23	\$ 364.00	15	5
Apr-23	\$ 364.00	-	-
May-23	\$ 364.00	-	-
Jun-23	\$ 364.00	-	-
Jul-23	\$ 364.00	-	-
Aug-23	\$ 364.00	-	-
Sep-23	\$ 364.00	-	-
Oct-23	\$ 364.00	-	-
Nov-23	\$ 364.00	-	-
Dec-23	\$ 364.00	-	-
Jan-24	\$ 364.00	-	-



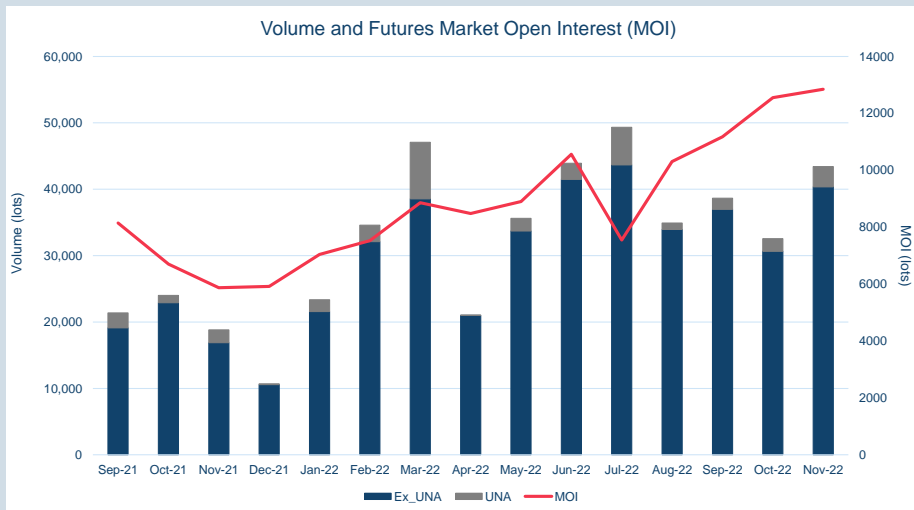


Front Month	
Average	\$344.82
Minimum	\$339.50
Maximum	\$355.50

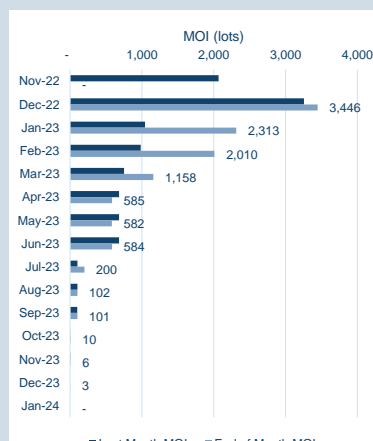
Volume (ex UNA) Nov-2022	
Lots	40,353

Volume (inc UNA) Nov-2022	
Lots	43,419
Tonnes	434,190

Volume Year To Date	
Lots	404,490
Tonnes	4,044,900



Prompt Month	End of Month - Daily Settlement	Volume (inc UNA)	End of Month - MOI
Nov-22	\$ 348.56	2,813	-
Dec-22	\$ 378.00	16,324	3,446
Jan-23	\$ 377.00	12,045	2,313
Feb-23	\$ 377.00	6,512	2,010
Mar-23	\$ 375.00	1,750	1,158
Apr-23	\$ 376.00	1,121	585
May-23	\$ 374.50	1,201	582
Jun-23	\$ 374.50	1,264	584
Jul-23	\$ 374.50	246	200
Aug-23	\$ 375.50	32	102
Sep-23	\$ 376.50	22	101
Oct-23	\$ 374.50	33	10
Nov-23	\$ 376.00	21	6
Dec-23	\$ 376.00	35	3
Jan-24	\$ 376.00	-	-



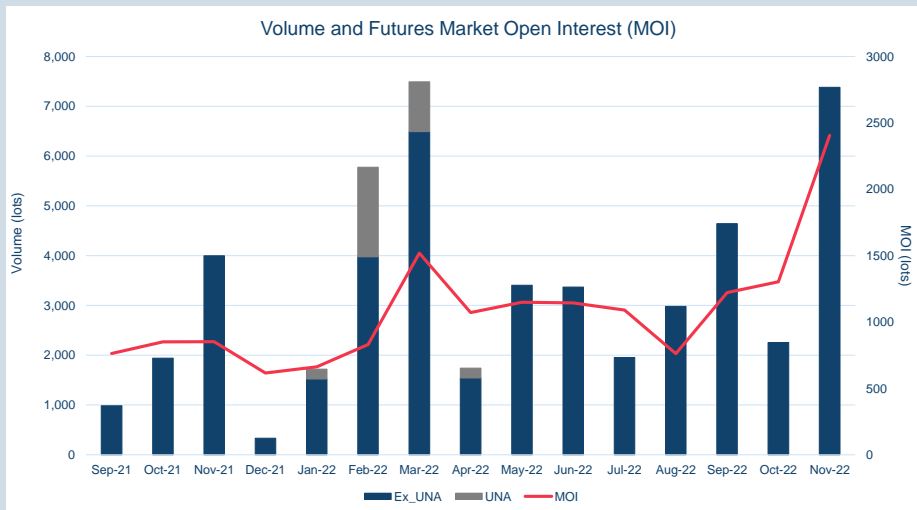


Front Month	
Average	\$525.25
Minimum	\$514.00
Maximum	\$537.00

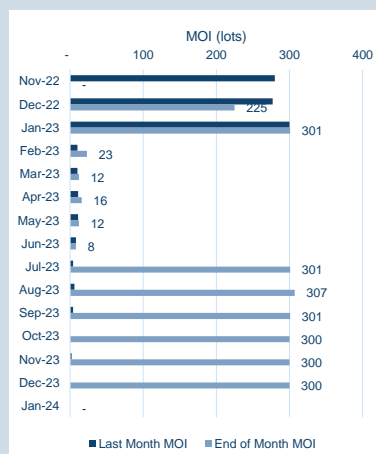
Volume (ex UNA) Nov-2022	
Lots	7,379

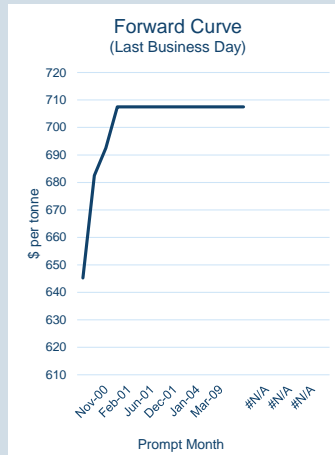
Volume (inc UNA) Nov-2022	
Lots	7,379
Tonnes	73,790

Volume Year To Date	
Lots	42,708
Tonnes	427,080



Prompt Month	End of Month - Daily Settlement	Volume (inc UNA)	End of Month - MOI
Nov-22	\$ 525.59	357	-
Dec-22	\$ 561.50	1,015	225
Jan-23	\$ 566.50	467	301
Feb-23	\$ 566.00	32	23
Mar-23	\$ 571.00	6	12
Apr-23	\$ 565.50	36	16
May-23	\$ 567.50	21	12
Jun-23	\$ 567.00	-	8
Jul-23	\$ 567.00	913	301
Aug-23	\$ 568.00	916	307
Sep-23	\$ 574.00	912	301
Oct-23	\$ 574.00	900	300
Nov-23	\$ 574.00	904	300
Dec-23	\$ 574.00	900	300
Jan-24	\$ 574.00	-	-



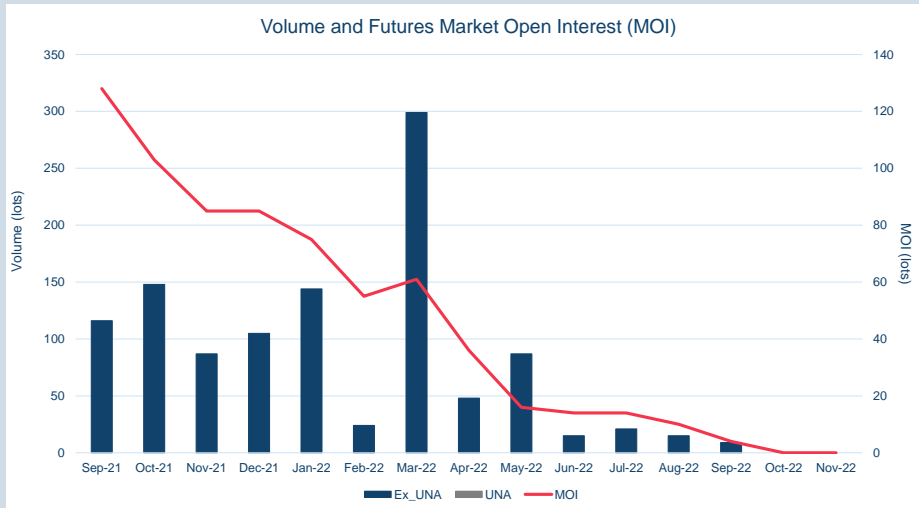


Front Month	
Average	\$662.44
Minimum	\$645.23
Maximum	\$710.00

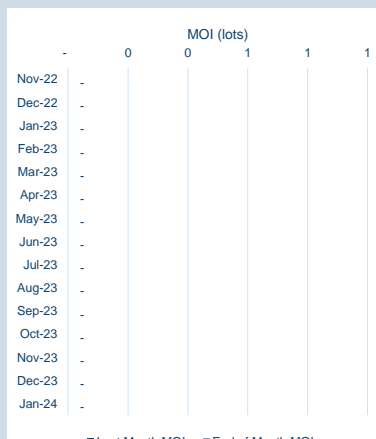
Volume (ex UNA)	Nov-2022
Lots	-

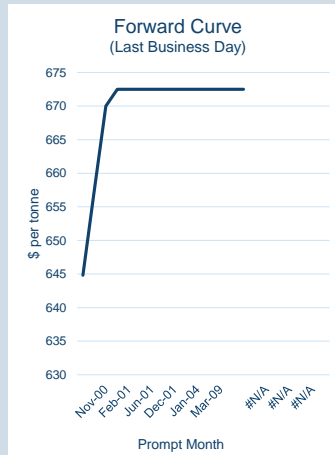
Volume (inc UNA)	Nov-2022
Lots	-
Tonnes	-

Volume	Year To Date
Lots	662
Tonnes	6,620



Prompt Month	End of Month - Daily Settlement	Volume (inc UNA)	End of Month - MOI
Jan-00	\$ 645.23	-	-
Nov-00	\$ 682.50	-	-
Nov-00	\$ 692.50	-	-
Nov-00	\$ 707.50	-	-
Feb-01	\$ 707.50	-	-
Mar-01	\$ 707.50	-	-
Jun-01	\$ 707.50	-	-
Oct-01	\$ 707.50	-	-
Dec-01	\$ 707.50	-	-
Jan-02	\$ 707.50	-	-
Jan-04	\$ 707.50	-	-
Mar-07	\$ 707.50	-	-
Mar-09	\$ 707.50	-	-
Jun-12	\$ 707.50	-	-
Jan-00	\$ 707.50	-	-



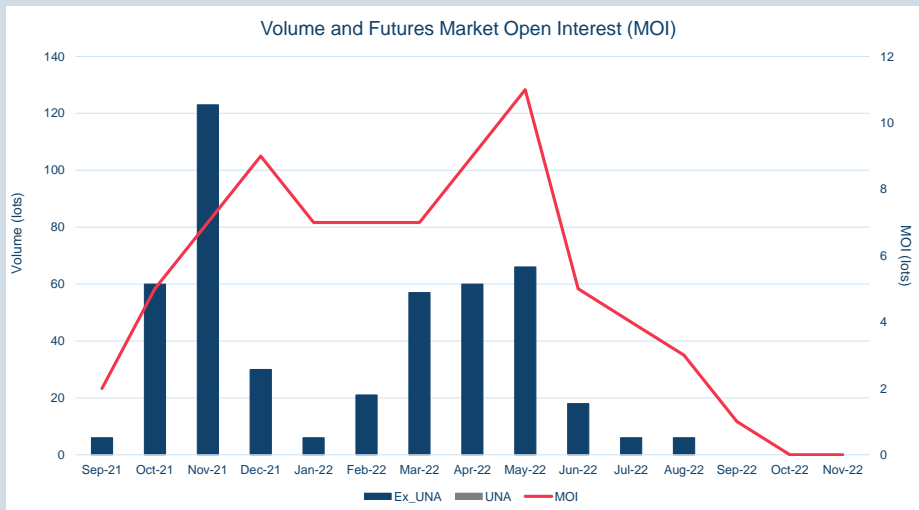


Front Month	
Average	\$647.88
Minimum	\$641.16
Maximum	\$654.61

Volume (ex UNA)	Nov-2022
Lots	-

Volume (inc UNA)	Nov-2022
Lots	-
Tonnes	-

Volume	Year To Date
Lots	240
Tonnes	2,400



Prompt Month	End of Month - Daily Settlement	Volume (inc UNA)	End of Month - MOI
Jan-00	\$ 644.82	-	-
Nov-00	\$ 657.50	-	-
Nov-00	\$ 670.00	-	-
Nov-00	\$ 672.50	-	-
Feb-01	\$ 672.50	-	-
Mar-01	\$ 672.50	-	-
Jun-01	\$ 672.50	-	-
Oct-01	\$ 672.50	-	-
Dec-01	\$ 672.50	-	-
Jan-02	\$ 672.50	-	-
Jan-04	\$ 672.50	-	-
Mar-07	\$ 672.50	-	-
Mar-09	\$ 672.50	-	-
Jun-12	\$ 672.50	-	-
Jan-00	\$ 672.50	-	-

