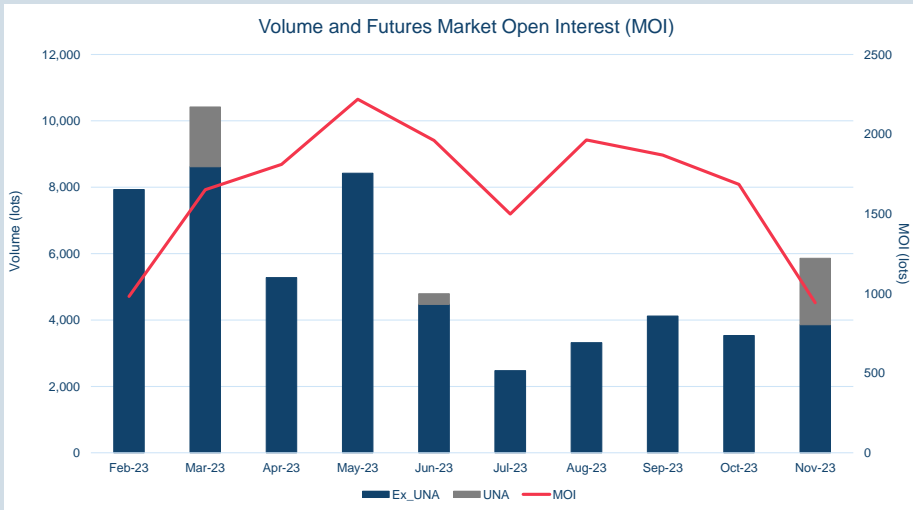


Front Month	
Average	\$566.67
Minimum	\$559.50
Maximum	\$573.00

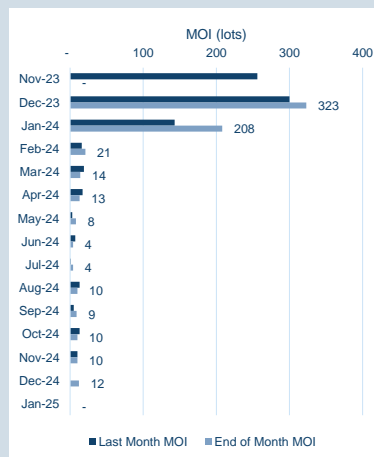
Volume (ex UNA) Nov-2023	
Lots	3,860

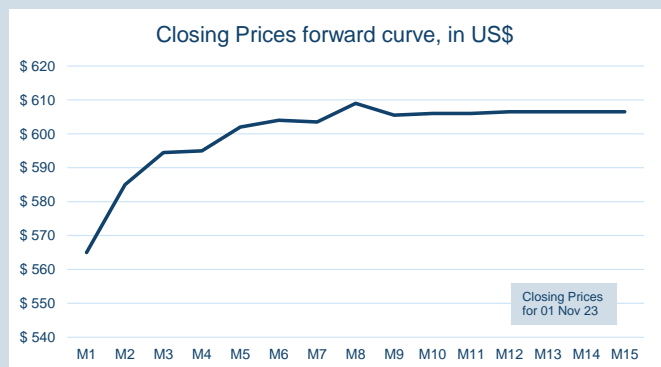
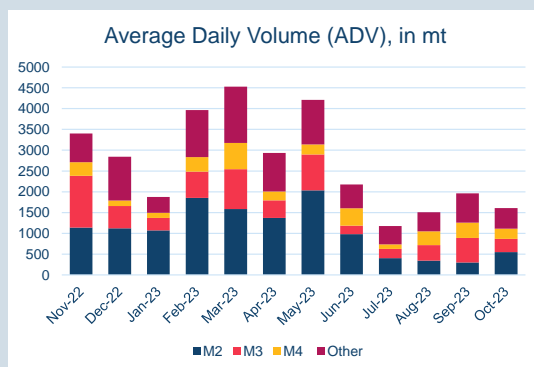
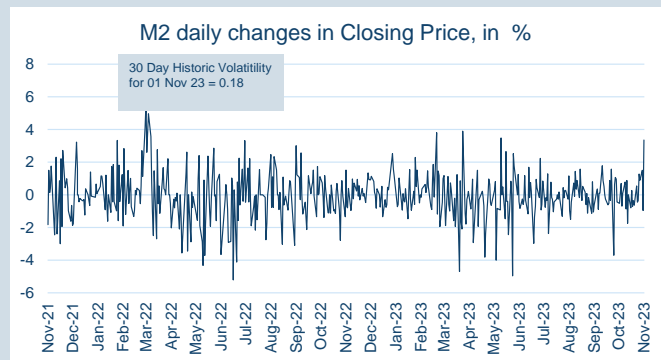
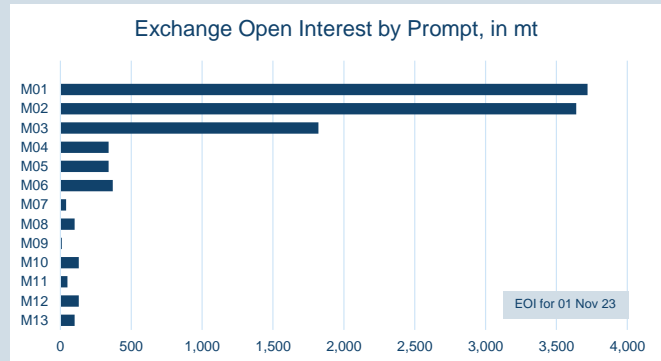
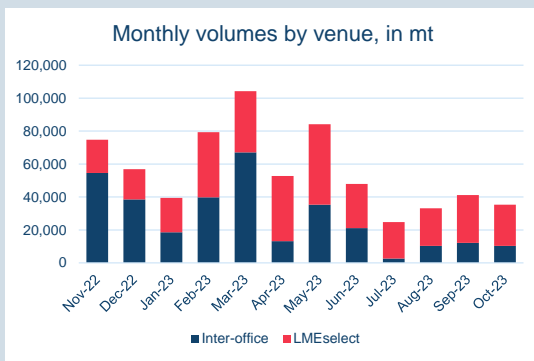
Volume (inc UNA) Nov-2023	
Lots	5,860
Tonnes	58,600

Volume Year To Date	
Lots	56,137
Tonnes	561,370

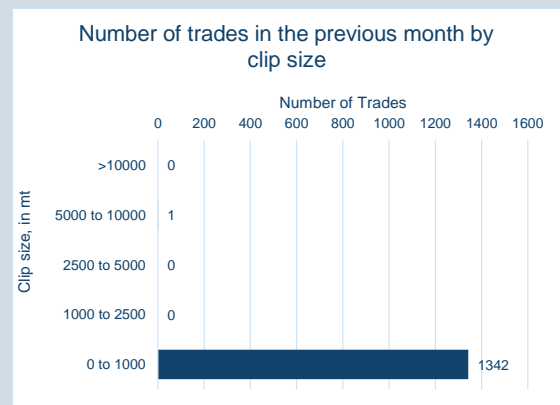


Prompt Month	End of Month - Daily Settlement	Volume (inc UNA)	End of Month - MOI
Nov-23	\$ 569.32	225	-
Dec-23	\$ 594.00	2,546	323
Jan-24	\$ 600.00	2,658	208
Feb-24	\$ 600.50	192	21
Mar-24	\$ 601.00	67	14
Apr-24	\$ 601.00	71	13
May-24	\$ 600.00	21	8
Jun-24	\$ 602.50	15	4
Jul-24	\$ 603.00	6	4
Aug-24	\$ 603.50	6	10
Sep-24	\$ 603.00	8	9
Oct-24	\$ 603.50	12	10
Nov-24	\$ 605.00	6	10
Dec-24	\$ 605.00	27	12
Jan-25	\$ 605.00	-	-



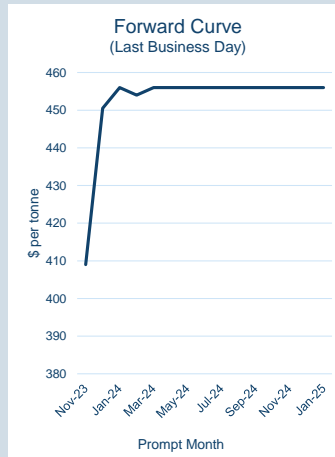


Contract specifications	
Contract Code	SRD
Underlying Index	Platts Steel Rebar FOB Turkey
Initial Margin	\$880 per lot (as of Jun-23)
Bloomberg Ticker	JBPA Comdty
EIKON RIC	0#CSRRF:
TT Product Code	SRFCECS
CQG Product Code	SSR
Lot Size	10 metric tonnes
Price Quotation	US\$ / metric tonne
Contract Type	Cash settled futures
Contract Period	Monthly out to 15 months
Trading Venues	LMEselect and Inter-office telephone
Margining	Realised variation margins applied
Trading and Clearing Fees	US\$0.30 per lot (US\$0.03 per tonne)



© The London Metal Exchange - An HKEX Company. 10 Finsbury Square, London EC2A 1AJ

The information contained within this presentation is for illustrative and educational purposes only and should not be relied upon in making any investment decision. The past performance of any commodity, derivative or other product referred to in the presentation cannot be relied upon as a guide to its future performance. Whilst every effort has been made to ensure the information is up-to-date and correct, the LME cannot guarantee that it is completely accurate and free from human error. The information is published "as is" without any warranty of any kind, express or implied, as to accuracy of the information and the LME shall not be liable for any losses or damage that may result from use of the presentation as a consequence of any inaccuracies in, or any omissions from, the information which it may contain. The information may not be reproduced, distributed or transmitted to any other person or incorporated in any way into another publication or other material.

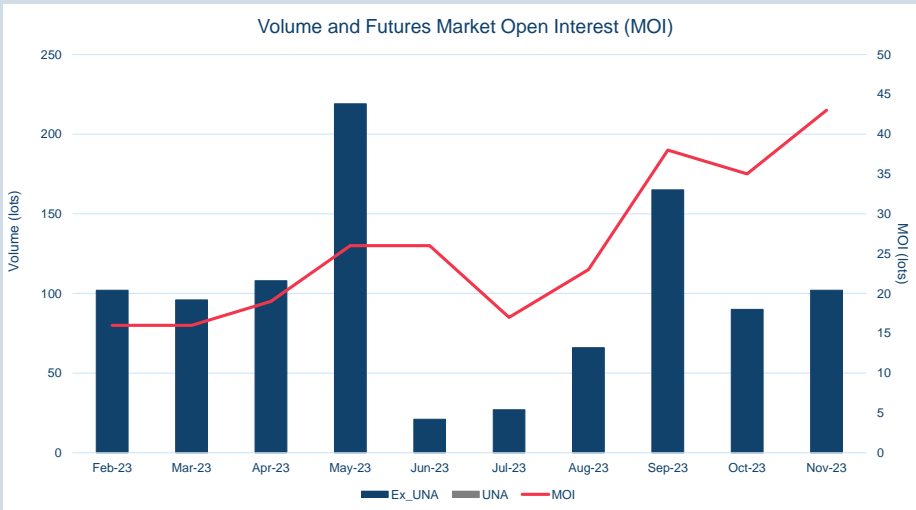


Front Month	
Average	\$422.43
Minimum	\$409.00
Maximum	\$430.50

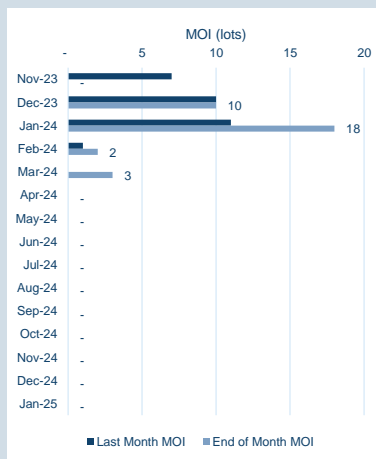
Volume (ex UNA) Nov-2023	
Lots	102

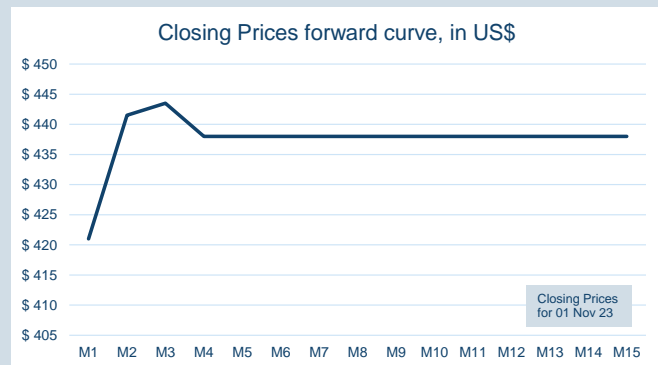
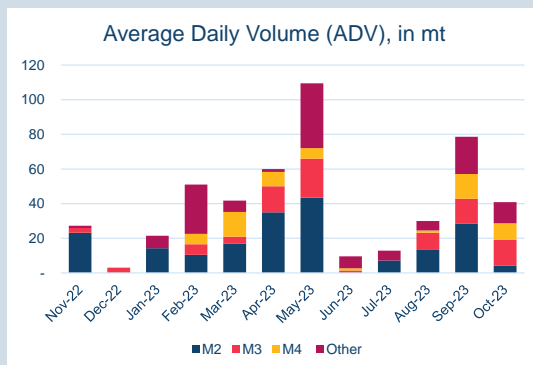
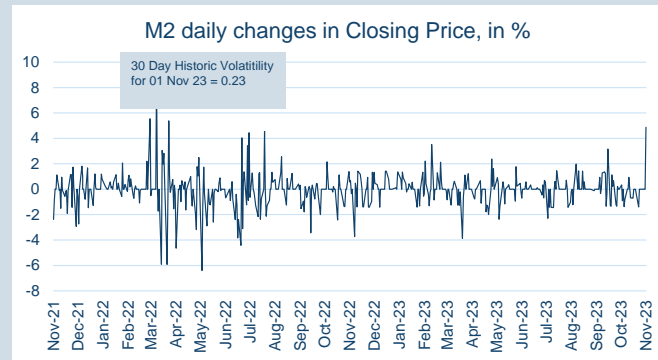
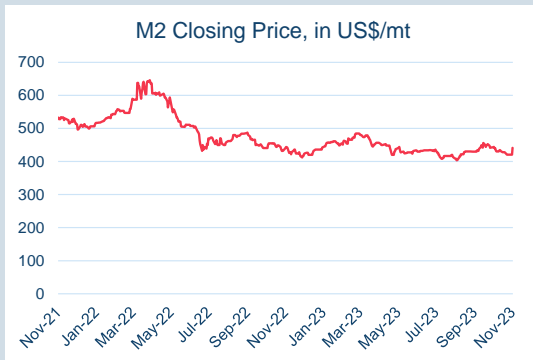
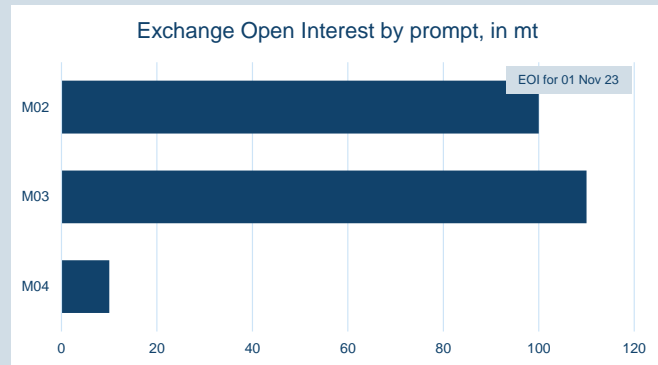
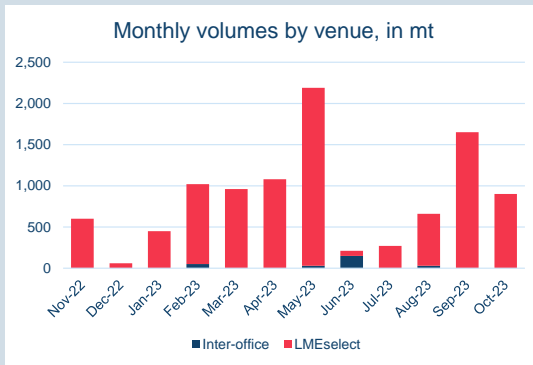
Volume (inc UNA) Nov-2023	
Lots	102
Tonnes	1,020

Volume Year To Date	
Lots	996
Tonnes	9,960

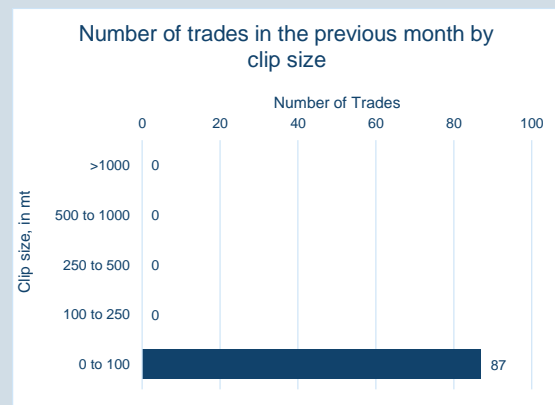


Prompt Month	End of Month - Daily Settlement	Volume (inc UNA)	End of Month - MOI
Nov-23	\$ 409.00	18	-
Dec-23	\$ 450.50	27	10
Jan-24	\$ 456.00	27	18
Feb-24	\$ 454.00	21	2
Mar-24	\$ 456.00	9	3
Apr-24	\$ 456.00	-	-
May-24	\$ 456.00	-	-
Jun-24	\$ 456.00	-	-
Jul-24	\$ 456.00	-	-
Aug-24	\$ 456.00	-	-
Sep-24	\$ 456.00	-	-
Oct-24	\$ 456.00	-	-
Nov-24	\$ 456.00	-	-
Dec-24	\$ 456.00	-	-
Jan-25	\$ 456.00	-	-



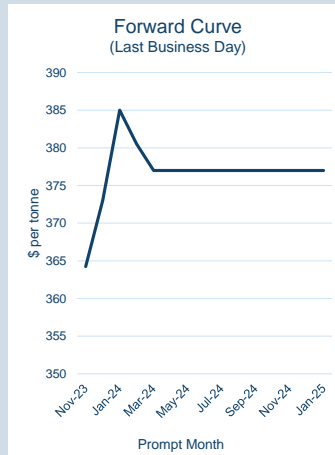


Contract specifications	
Contract Code	SID
Underlying Index	Platts' Shredded Scrap CFR Nhava Sheva
Initial Margin	\$620 per lot (as of Jun-23)
Bloomberg Ticker	LXLA Comdty
EIKON RIC	0#CSSIF:
TT Product Code	SIFCECS
CQG Product Code	LSI
Lot Size	10 metric tonnes
Price Quotation	US\$ / metric tonne
Contract Type	Cash settled futures
Contract Period	Monthly out to 15 months
Trading Venues	LMEselect and Inter-office telephone
Margining	Realised variation margins applied
Trading and Clearing Fees	US\$0.30 per lot (US\$0.03 per tonne)



© The London Metal Exchange - An HKEX Company. 10 Finsbury Square, London EC2A 1AJ

The information contained within this presentation is for illustrative and educational purposes only and should not be relied upon in making any investment decision. The past performance of any commodity, derivative or other product referred to in the presentation cannot be relied upon as a guide to its future performance. Whilst every effort has been made to ensure the information is up-to-date and correct, the LME cannot guarantee that it is completely accurate and free from human error. The information is published "as is" without any warranty of any kind, express or implied, as to accuracy of the information and the LME shall not be liable for any losses or damage that may result from use of the presentation as a consequence of any inaccuracies in, or any omissions from, the information which it may contain. The information may not be reproduced, distributed or transmitted to any other person or incorporated in any way into another publication or other material.

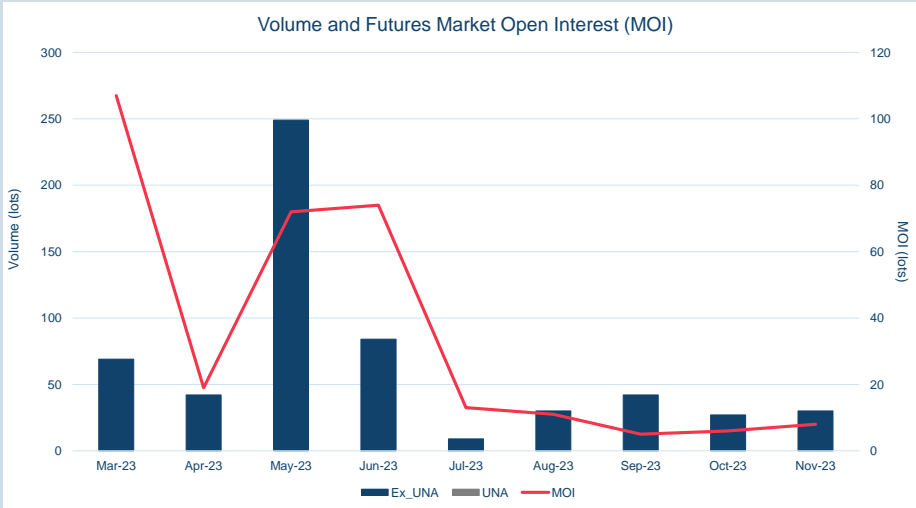


Front Month	
Average	\$364.24
Minimum	\$360.00
Maximum	\$369.00

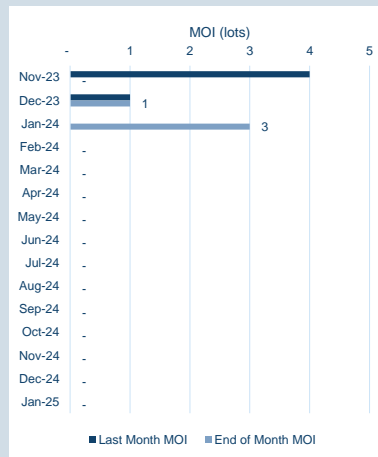
Volume (ex UNA) Nov-2023	
Lots	30

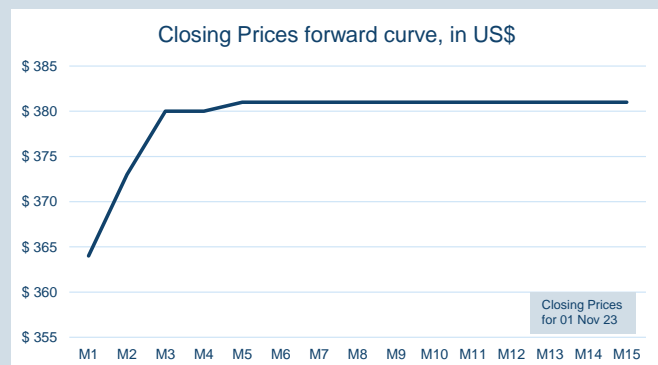
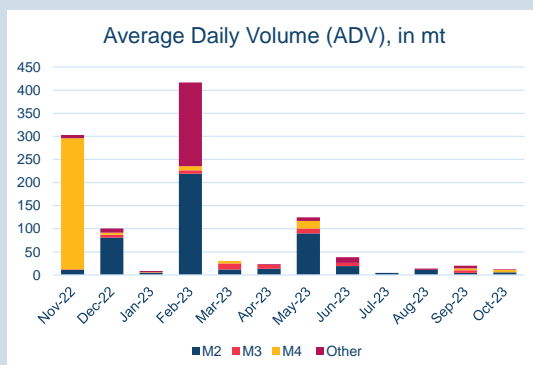
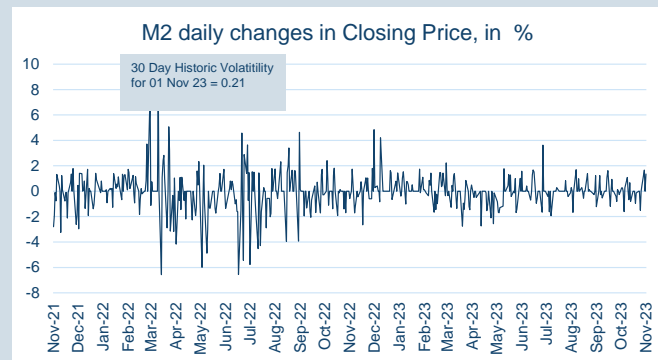
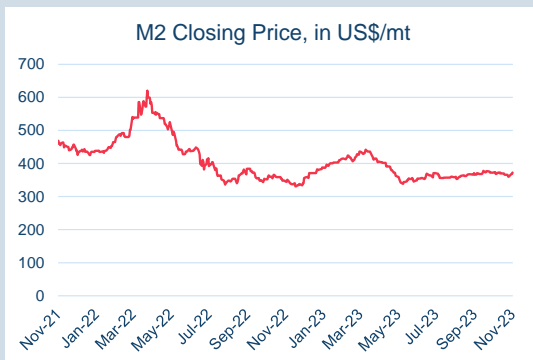
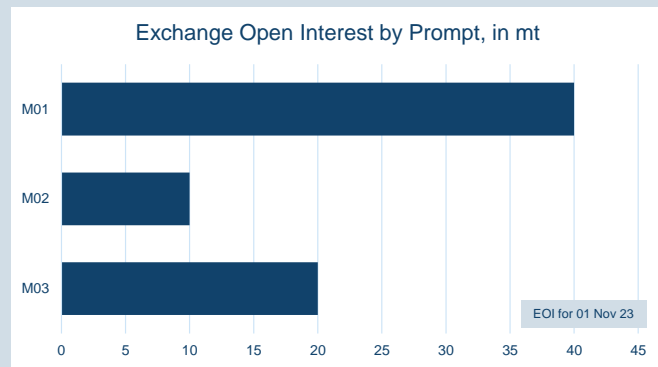
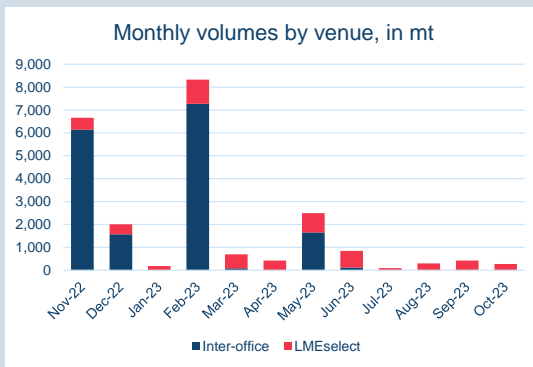
Volume (inc UNA) Nov-2023	
Lots	30
Tonnes	300

Volume Year To Date	
Lots	582
Tonnes	5,820

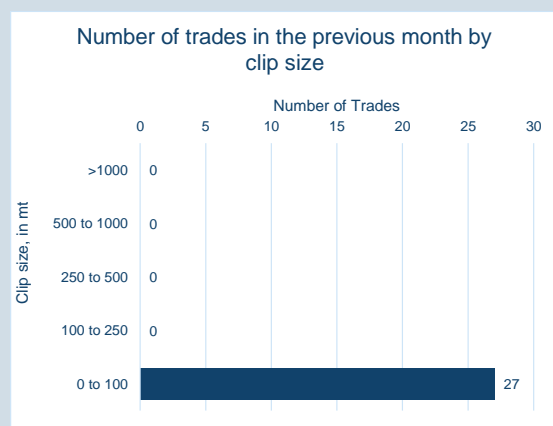


Prompt Month	End of Month - Daily Settlement	Volume (inc UNA)	End of Month - MOI
Nov-23	\$ 364.24	-	-
Dec-23	\$ 373.00	3	1
Jan-24	\$ 385.00	9	3
Feb-24	\$ 380.50	6	-
Mar-24	\$ 377.00	12	-
Apr-24	\$ 377.00	-	-
May-24	\$ 377.00	-	-
Jun-24	\$ 377.00	-	-
Jul-24	\$ 377.00	-	-
Aug-24	\$ 377.00	-	-
Sep-24	\$ 377.00	-	-
Oct-24	\$ 377.00	-	-
Nov-24	\$ 377.00	-	-
Dec-24	\$ 377.00	-	-
Jan-25	\$ 377.00	-	-



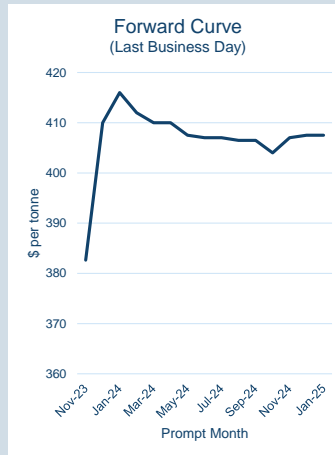


Contract specifications	
Contract Code	STD
Underlying Index	Argus' Ferrous scrap HMS 1/2 (80:20) containerised CFR Taiwan
Initial Margin	\$520 per lot (as of Jun-23)
Bloomberg Ticker	LVAACmdty
EIKON RIC	0#CSSTF:
TT Product Code	STFCES
CQG Product Code	LST
Lot Size	10 metric tonnes
Price Quotation	US\$ / metric tonne
Contract Type	Cash settled futures
Contract Period	Monthly out to 15 months
Trading Venues	LMEselect and Inter-office telephone
Margining	Realised variation margins applied
Trading and Clearing Fees	US\$0.30 per lot (US\$0.03 per tonne)



© The London Metal Exchange - An HKEX Company. 10 Finsbury Square, London EC2A 1AJ

The information contained within this presentation is for illustrative and educational purposes only and should not be relied upon in making any investment decision. The past performance of any commodity, derivative or other product referred to in the presentation cannot be relied upon as a guide to its future performance. Whilst every effort has been made to ensure the information is up-to-date and correct, the LME cannot guarantee that it is completely accurate and free from human error. The information is published "as is" without any warranty of any kind, express or implied, as to accuracy of the information and the LME shall not be liable for any losses or damage that may result from use of the presentation as a consequence of any inaccuracies in, or any omissions from, the information which it may contain. The information may not be reproduced, distributed or transmitted to any other person or incorporated in any way into another publication or other material.

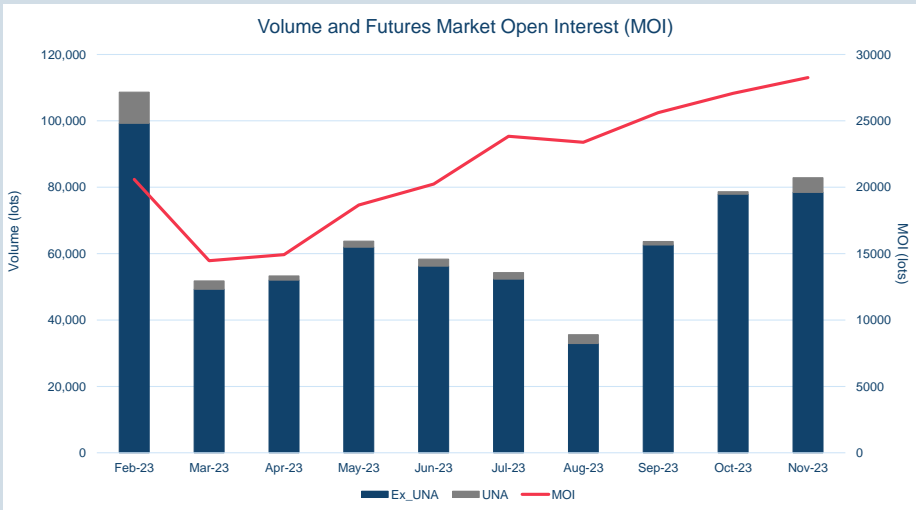


Front Month	
Average	\$381.46
Minimum	\$372.00
Maximum	\$385.00

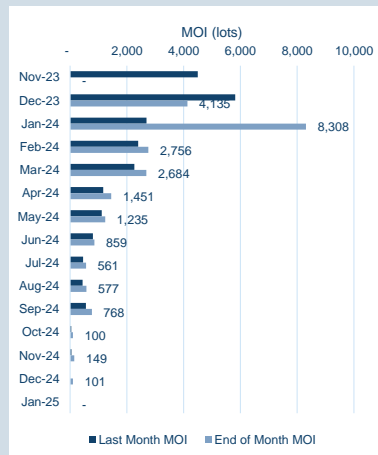
Volume (ex UNA) Nov-2023	
Lots	78,442

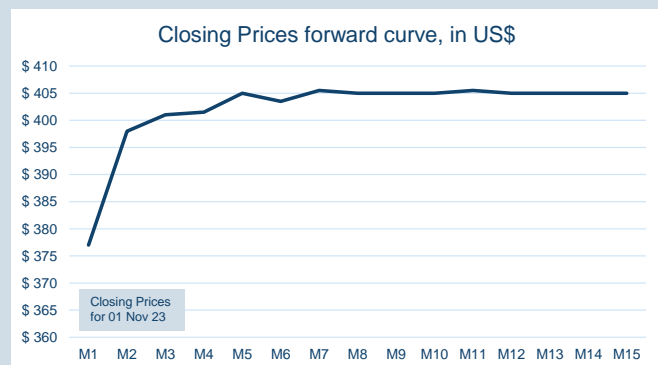
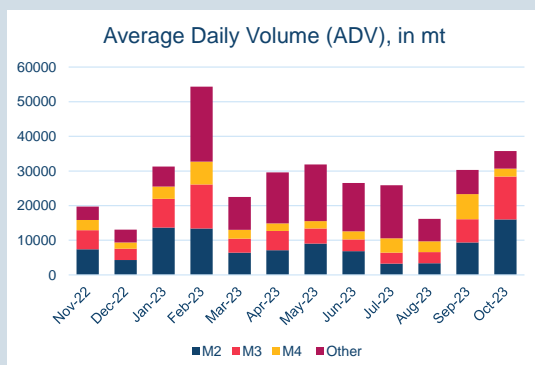
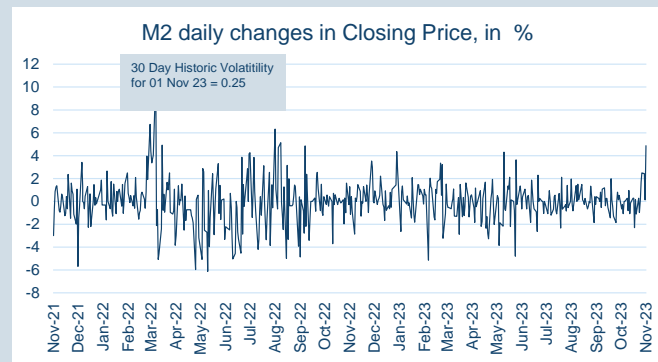
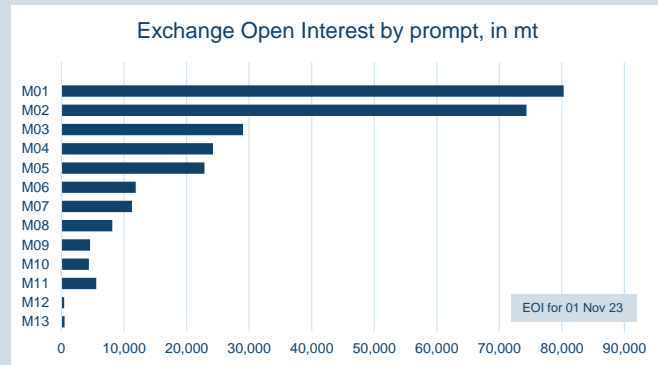
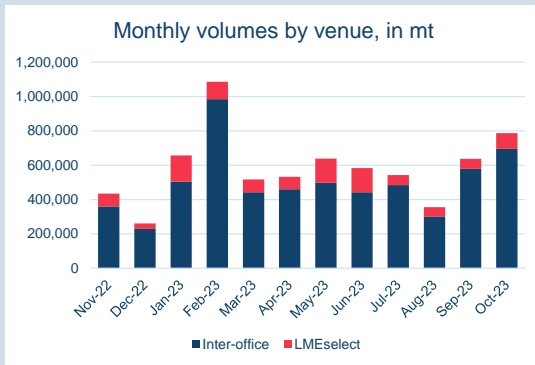
Volume (inc UNA) Nov-2023	
Lots	82,852
Tonnes	828,520

Volume Year To Date	
Lots	650,849
Tonnes	6,508,490

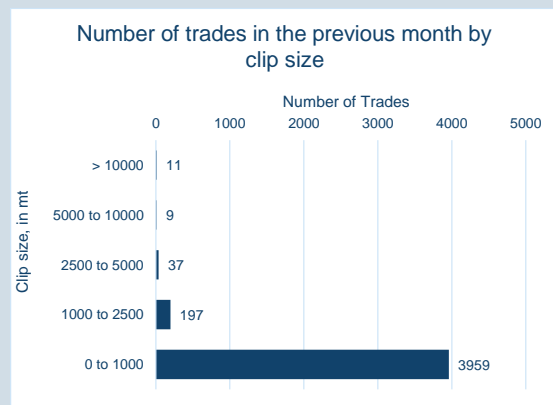


Prompt Month	End of Month - Daily Settlement	Volume (inc UNA)	End of Month - MOI
Nov-23	\$ 382.64	4,784	-
Dec-23	\$ 410.00	33,941	4,135
Jan-24	\$ 416.00	33,499	8,308
Feb-24	\$ 412.00	2,788	2,756
Mar-24	\$ 410.00	3,320	2,684
Apr-24	\$ 410.00	1,033	1,451
May-24	\$ 407.50	476	1,235
Jun-24	\$ 407.00	346	859
Jul-24	\$ 407.00	723	561
Aug-24	\$ 406.50	704	577
Sep-24	\$ 406.50	681	768
Oct-24	\$ 404.00	204	100
Nov-24	\$ 407.00	184	149
Dec-24	\$ 407.50	169	101
Jan-25	\$ 407.50	-	-



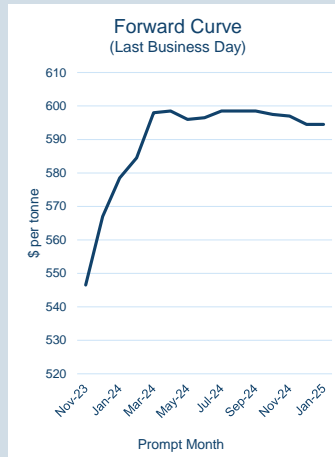


Contract specifications	
Contract Code	SCD
Underlying Index	Platts TSI HMS 1&2 (80:20) CFR Turkey
Initial Margin	\$660 per lot (as of Jun-23)
Bloomberg Ticker	JBOA Comdty
EIKON RIC	0#CSSCF:
TT Product Code	SCFCECS
CQG Product Code	SSC
Lot Size	10 metric tonnes
Price Quotation	US\$ / metric tonne
Contract Type	Cash settled futures
Contract Period	Monthly out to 15 months
Trading Venues	LMEselect and Inter-office telephone
Margining	Realised variation margins applied
Trading and Clearing Fees	US\$0.30 per lot (US\$0.03 per tonne)



© The London Metal Exchange - An HKEX Company. 10 Finsbury Square, London EC2A 1AJ

The information contained within this presentation is for illustrative and educational purposes only and should not be relied upon in making any investment decision. The past performance of any commodity, derivative or other product referred to in the presentation cannot be relied upon as a guide to its future performance. Whilst every effort has been made to ensure the information is up-to-date and correct, the LME cannot guarantee that it is completely accurate and free from human error. The information is published "as is" without any warranty of any kind, express or implied, as to accuracy of the information and the LME shall not be liable for any losses or damage that may result from use of the presentation as a consequence of any inaccuracies in, or any omissions from, the information which it may contain. The information may not be reproduced, distributed or transmitted to any other person or incorporated in any way into another publication or other material.

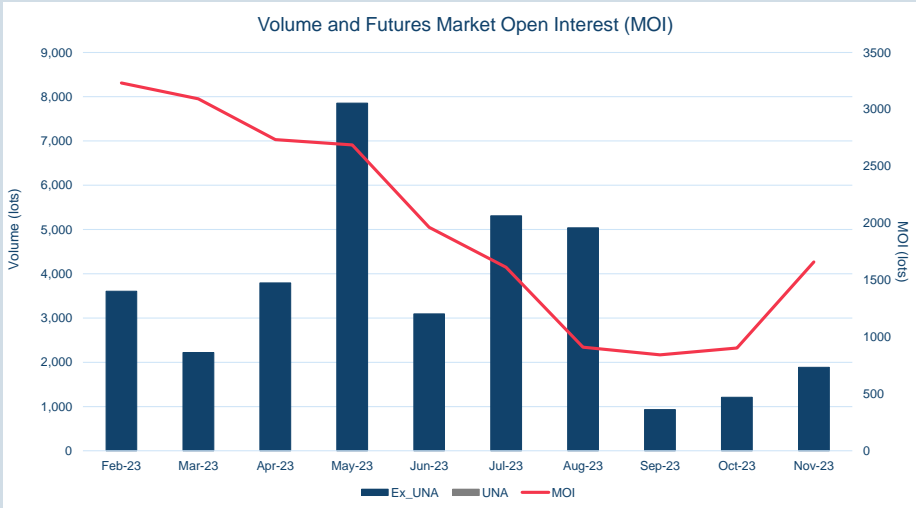


Front Month	
Average	\$549.11
Minimum	\$545.50
Maximum	\$555.00

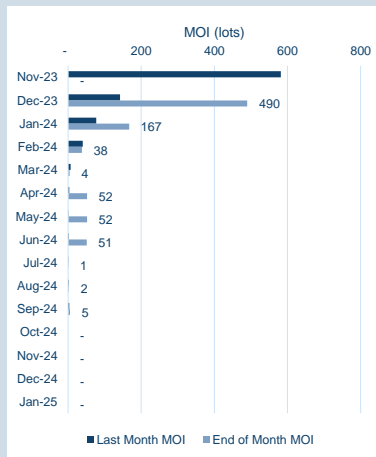
Volume (ex UNA) Nov-2023	
Lots	1,886

Volume (inc UNA) Nov-2023	
Lots	1,886
Tonnes	18,860

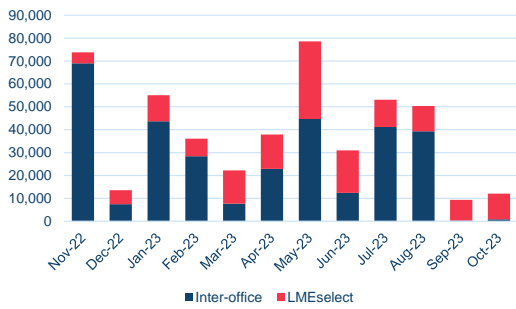
Volume Year To Date	
Lots	34,937
Tonnes	349,370



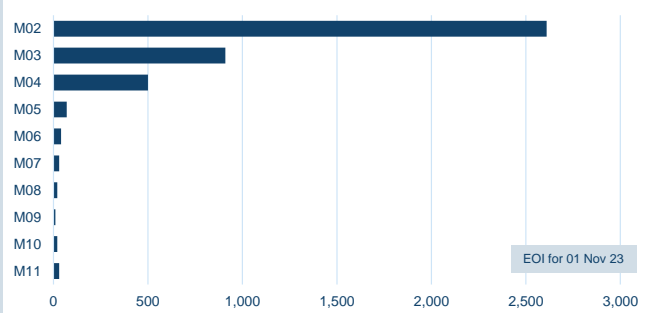
Prompt Month	End of Month - Daily Settlement	Volume (inc UNA)	End of Month - MOI
Nov-23	\$ 546.52	487	-
Dec-23	\$ 567.00	778	490
Jan-24	\$ 578.50	248	167
Feb-24	\$ 584.50	15	38
Mar-24	\$ 598.00	25	4
Apr-24	\$ 598.50	106	52
May-24	\$ 596.00	106	52
Jun-24	\$ 596.50	100	51
Jul-24	\$ 598.50	-	1
Aug-24	\$ 598.50	8	2
Sep-24	\$ 598.50	7	5
Oct-24	\$ 597.50	-	-
Nov-24	\$ 597.00	-	-
Dec-24	\$ 594.50	6	-
Jan-25	\$ 594.50	-	-



Monthly volumes by venue, in mt



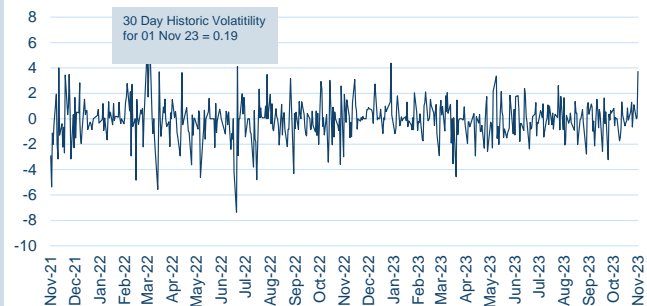
Exchange Open Interest by Prompt, in mt



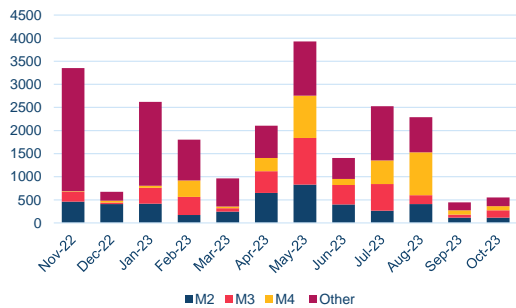
M2 Closing Price, in US\$/mt



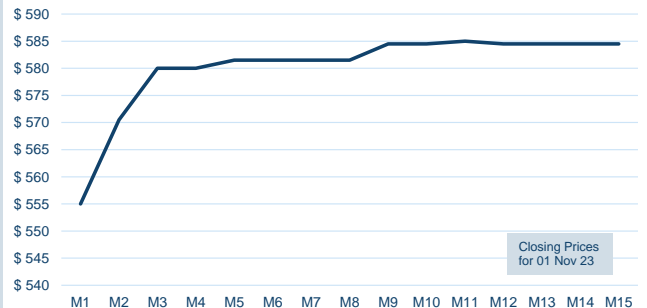
M2 daily changes in Closing Price, in %



Average Daily Volume (ADV), in mt



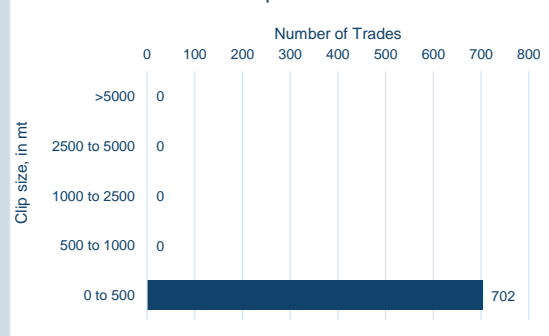
Closing Prices forward curve, in US\$



Contract specifications

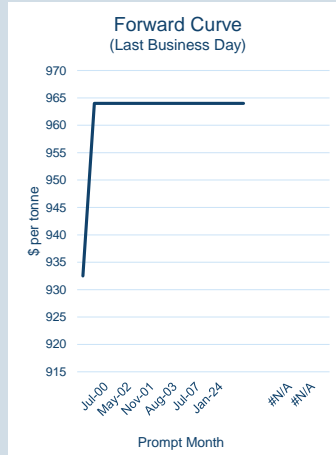
Contract Code	HCD
Underlying Index	Argus HRC FOB Tianjin China
Initial Margin	\$870 per lot (as of Jun-23)
Bloomberg Ticker	LCYA Comdty
EIKON RIC	0#CMHCF:
TT Product Code	HCFCECS
CQG Product Code	LHC
Lot Size	10 metric tonnes
Price Quotation	US\$ / metric tonne
Contract Type	Cash settled futures
Contract Period	Monthly out to 15 months
Trading Venues	LMEselect and Inter-office telephone
Margining	Realised variation margins applied
Trading and Clearing Fees	US\$0.30 per lot (US\$0.03 per tonne)

Number of trades in the previous month by clip size



© The London Metal Exchange - An HKEX Company. 10 Finsbury Square, London EC2A 1AJ

The information contained within this presentation is for illustrative and educational purposes only and should not be relied upon in making any investment decision. The past performance of any commodity, derivative or other product referred to in the presentation cannot be relied upon as a guide to its future performance. Whilst every effort has been made to ensure the information is up-to-date and correct, the LME cannot guarantee that it is completely accurate and free from human error. The information is published "as is" without any warranty of any kind, express or implied, as to accuracy of the information and the LME shall not be liable for any losses or damage that may result from use of the presentation as a consequence of any inaccuracies in, or any omissions from, the information which it may contain. The information may not be reproduced, distributed or transmitted to any other person or incorporated in any way into another publication or other material.

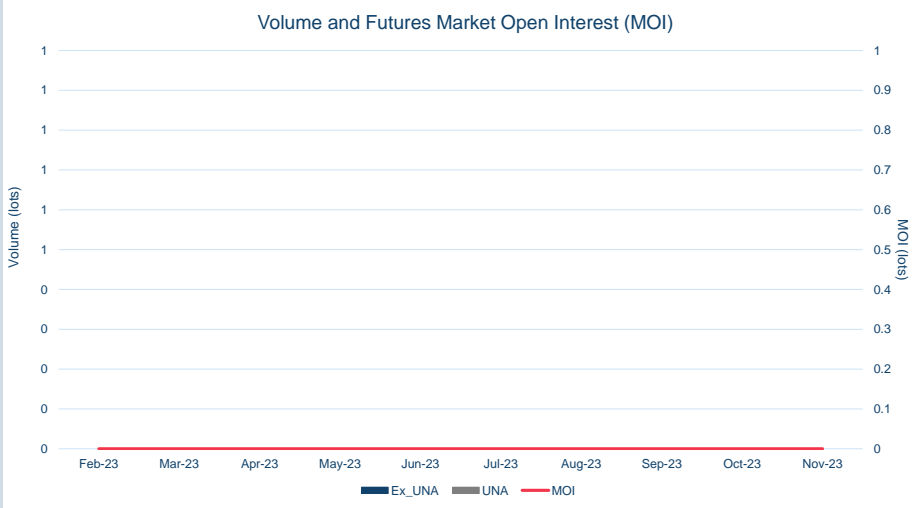


Front Month	
Average	\$905.28
Minimum	\$788.00
Maximum	\$932.50

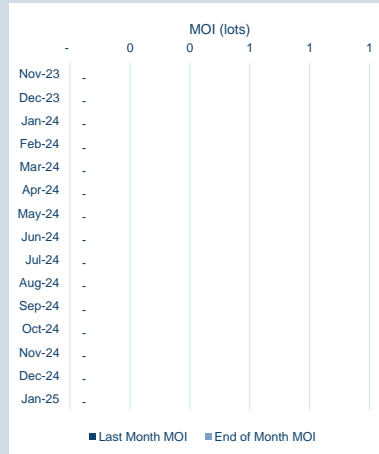
Volume (ex UNA) Nov-2023	
Lots	-

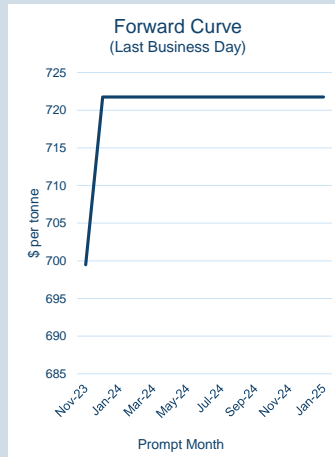
Volume (inc UNA) Nov-2023	
Lots	-
Tonnes	-

Volume Year To Date	
Lots	-
Tonnes	-



Prompt Month	End of Month - Daily Settlement	Volume (inc UNA)	End of Month - MOI
Jan-00	\$ 932.50	-	-
Apr-00	\$ 964.00	-	-
Jul-00	\$ 964.00	-	-
Jun-00	\$ 964.00	-	-
May-02	\$ 964.00	-	-
Nov-01	\$ 964.00	-	-
Nov-01	\$ 964.00	-	-
Sep-02	\$ 964.00	-	-
Aug-03	\$ 964.00	-	-
Apr-04	\$ 964.00	-	-
Jul-07	\$ 964.00	-	-
Dec-07	\$ 964.00	-	-
Jan-24	\$ 964.00	-	-
Mar-14	\$ 964.00	-	-
Jan-00	\$ 964.00	-	-



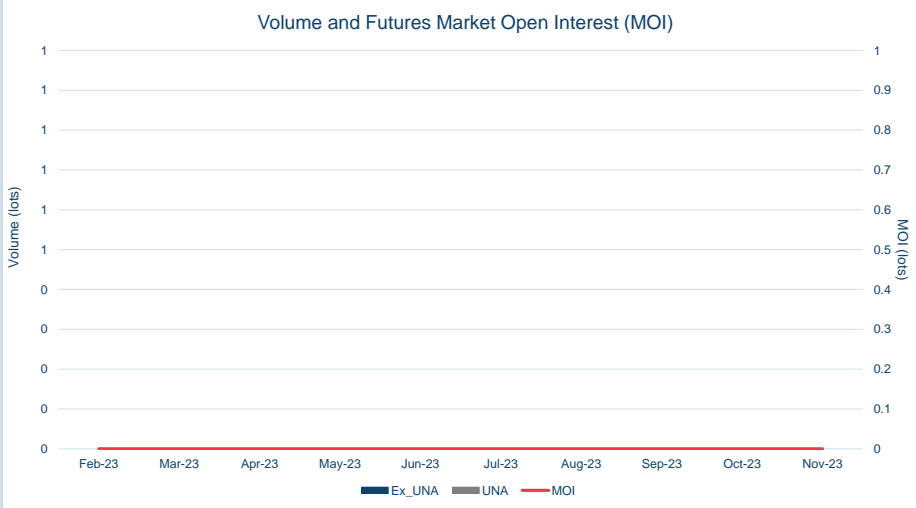


Front Month	
Average	\$687.01
Minimum	\$659.62
Maximum	\$699.48

Volume (ex UNA) Nov-2023	
Lots	-

Volume (inc UNA) Nov-2023	
Lots	-
Tonnes	-

Volume Year To Date	
Lots	-
Tonnes	-



Prompt Month	End of Month - Daily Settlement	Volume (inc UNA)	End of Month - MOI
Nov-23	\$ 699.48	-	-
Dec-23	\$ 721.75	-	-
Jan-24	\$ 721.75	-	-
Feb-24	\$ 721.75	-	-
Mar-24	\$ 721.75	-	-
Apr-24	\$ 721.75	-	-
May-24	\$ 721.75	-	-
Jun-24	\$ 721.75	-	-
Jul-24	\$ 721.75	-	-
Aug-24	\$ 721.75	-	-
Sep-24	\$ 721.75	-	-
Oct-24	\$ 721.75	-	-
Nov-24	\$ 721.75	-	-
Dec-24	\$ 721.75	-	-
Jan-25	\$ 721.75	-	-

