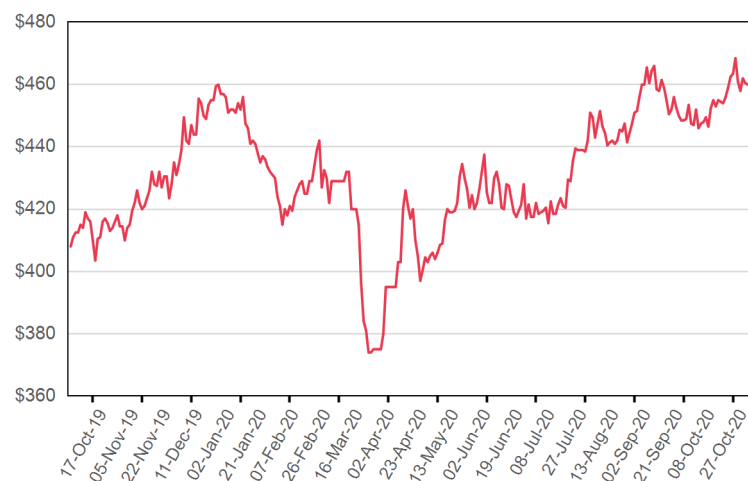
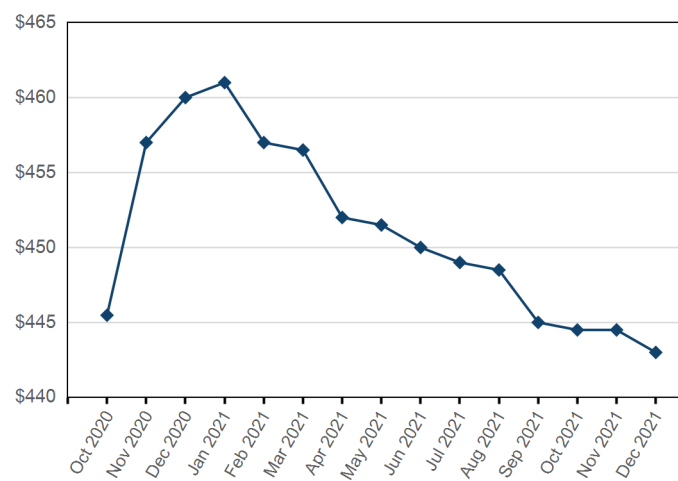


3rd Month



Trade date

Forward curve



Prompt Month

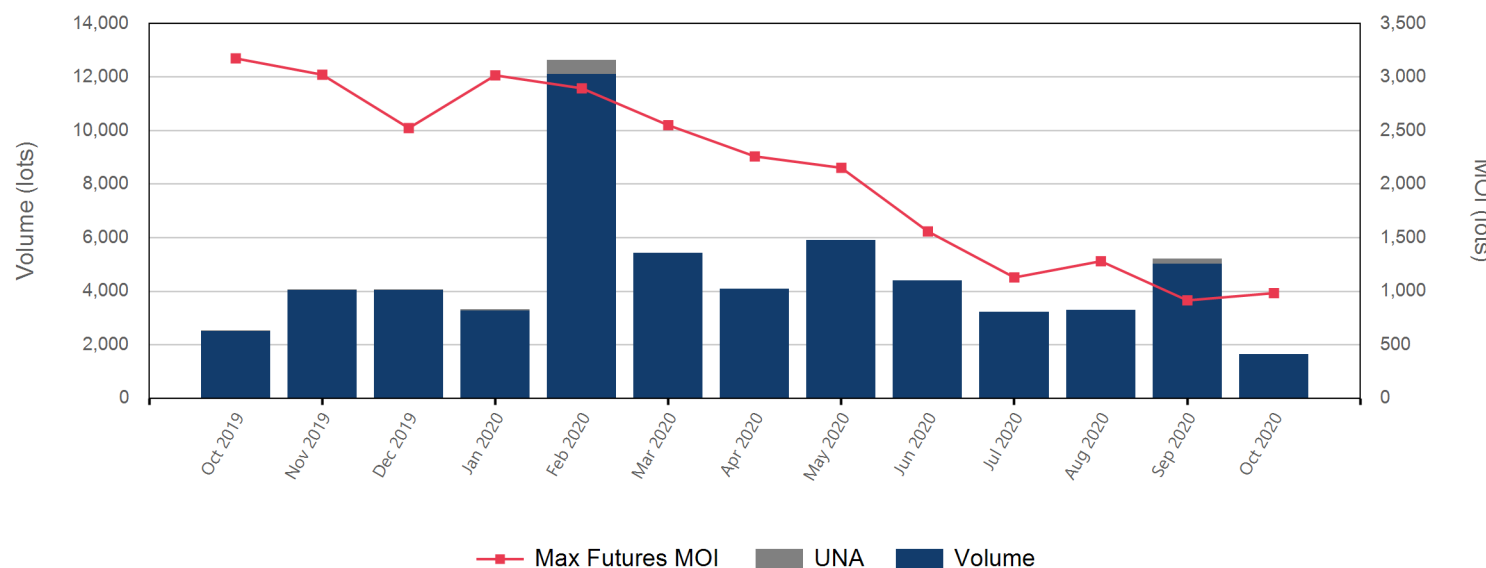
| Front Month | |
|-------------|----------|
| Average | \$447.95 |
| Minimum | \$445.48 |
| Maximum | \$453.50 |

| Volume (Excl UNA) - Oct 2020 | |
|------------------------------|-------|
| Lots | 1,633 |

| Volume - Oct 2020 | |
|-------------------|--------|
| Lots | 1,633 |
| Tonnes | 16,330 |

| Volume - Year To date | |
|-----------------------|---------|
| Lots | 49,102 |
| Tonnes | 491,020 |

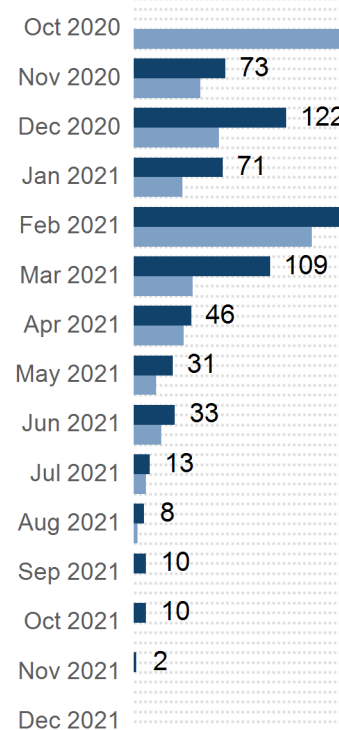
Volume & Futures Market Open Interest (MOI)



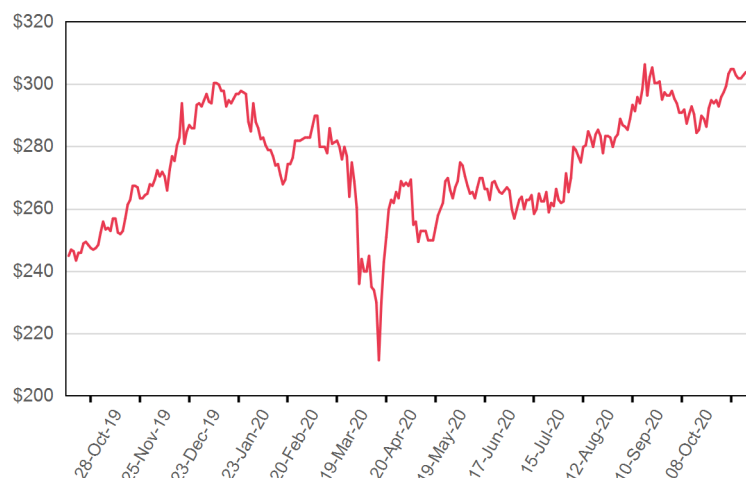
Max Futures MOI UNA Volume

| Prompt Month | End of Month - Daily Settlement | Volume | End of Month MOI |
|--------------|---------------------------------|--------|------------------|
| Oct 2020 | \$445.48 | 138 | |
| Nov 2020 | \$457.00 | 404 | 73 |
| Dec 2020 | \$460.00 | 236 | 122 |
| Jan 2021 | \$461.00 | 186 | 71 |
| Feb 2021 | \$457.00 | 204 | 180 |
| Mar 2021 | \$456.50 | 221 | 109 |
| Apr 2021 | \$452.00 | 64 | 46 |
| May 2021 | \$451.50 | 43 | 31 |
| Jun 2021 | \$450.00 | 39 | 33 |
| Jul 2021 | \$449.00 | 12 | 13 |
| Aug 2021 | \$448.50 | 14 | 8 |
| Sep 2021 | \$445.00 | 30 | 10 |
| Oct 2021 | \$444.50 | 32 | 10 |
| Nov 2021 | \$444.50 | 10 | 2 |
| Dec 2021 | \$443.00 | | |

End of Month MOI Last Month MOI

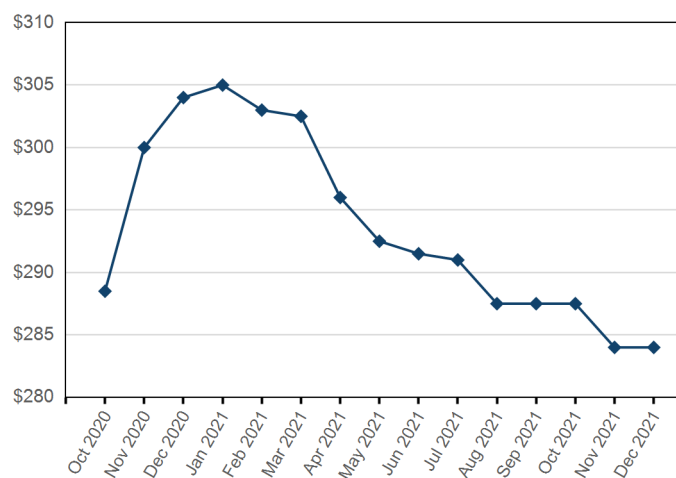


3rd Month



Trade date

Forward curve



Prompt Month

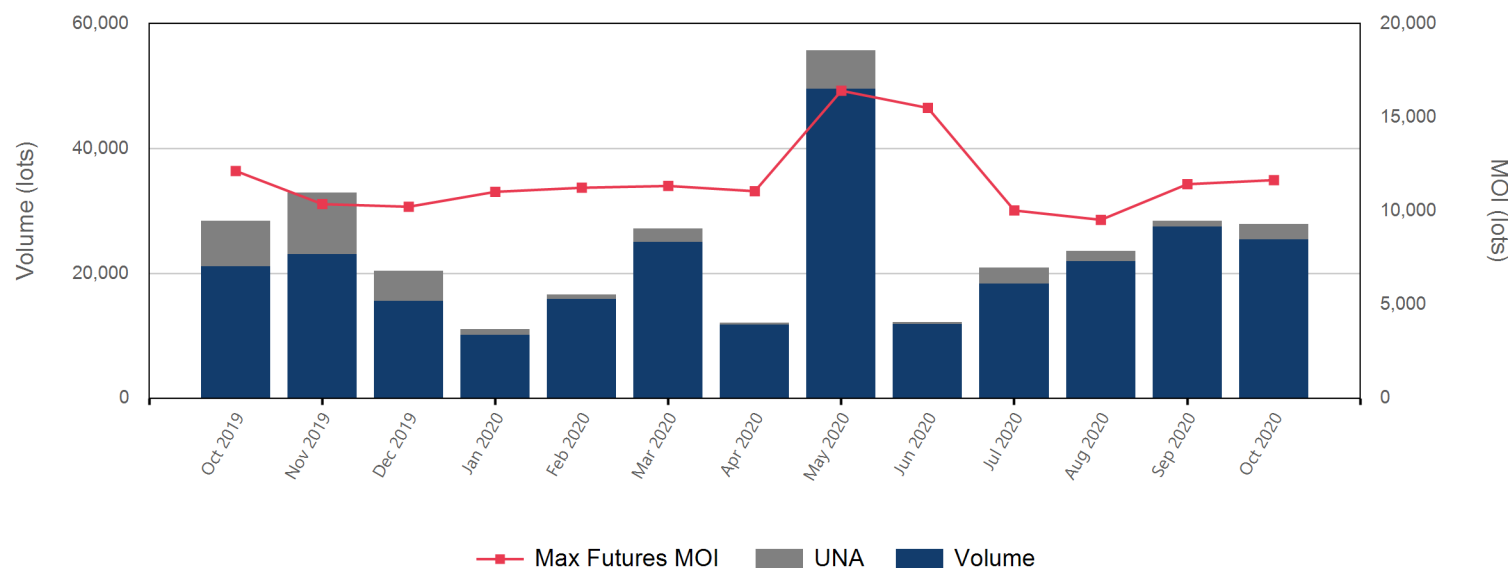
| Front Month | |
|-------------|----------|
| Average | \$287.91 |
| Minimum | \$283.50 |
| Maximum | \$295.00 |

| Volume (Excl UNA) - Oct 2020 | |
|------------------------------|--------|
| Lots | 25,423 |

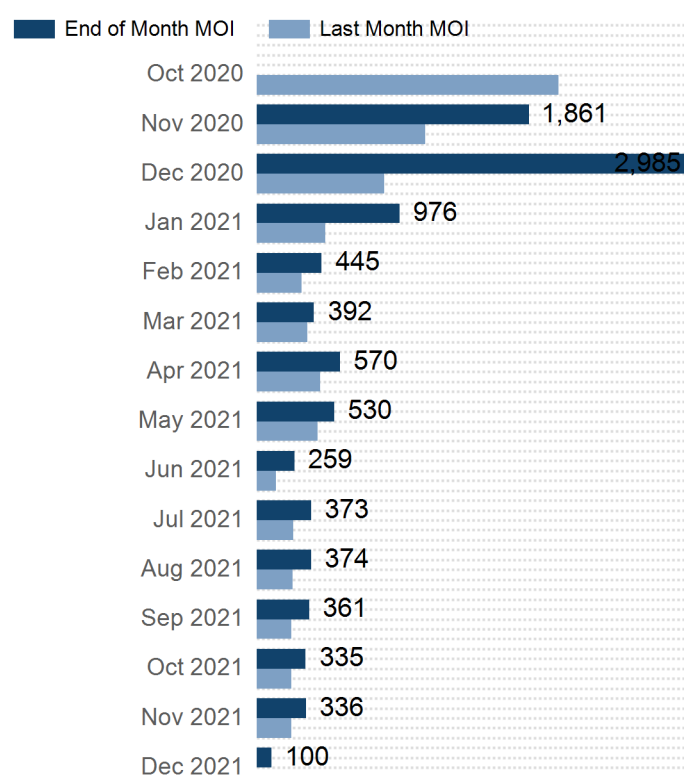
| Volume - Oct 2020 | |
|-------------------|---------|
| Lots | 27,834 |
| Tonnes | 278,340 |

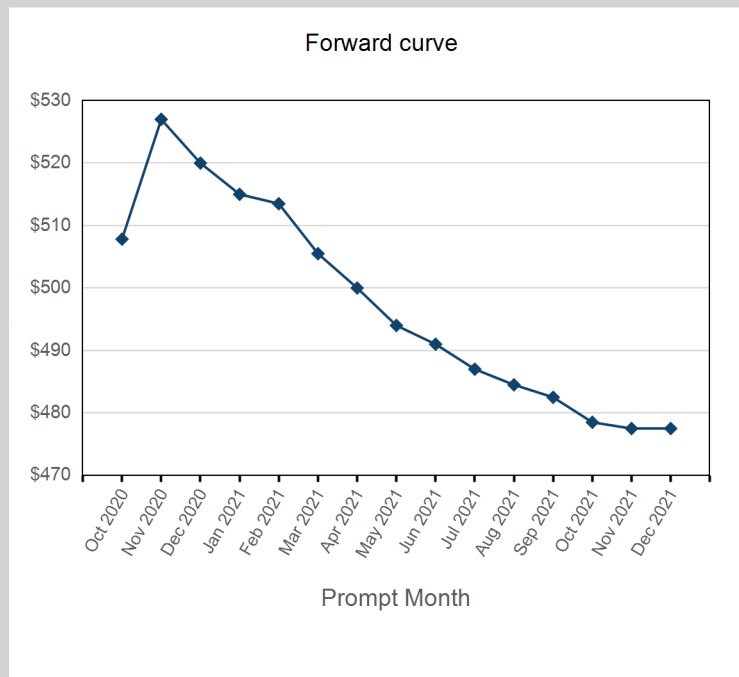
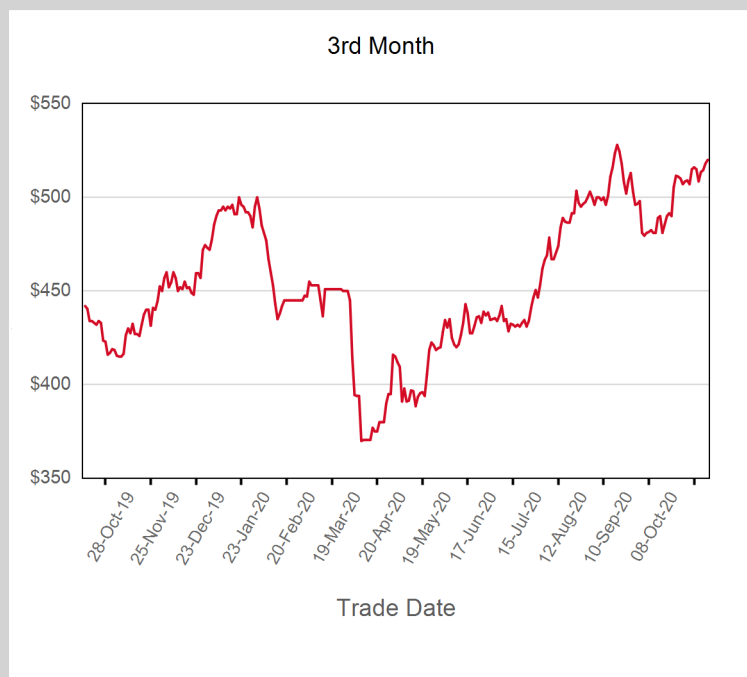
| Volume - Year To date | |
|-----------------------|-----------|
| Lots | 235,285 |
| Tonnes | 2,352,850 |

Volume & Futures Market Open Interest (MOI)

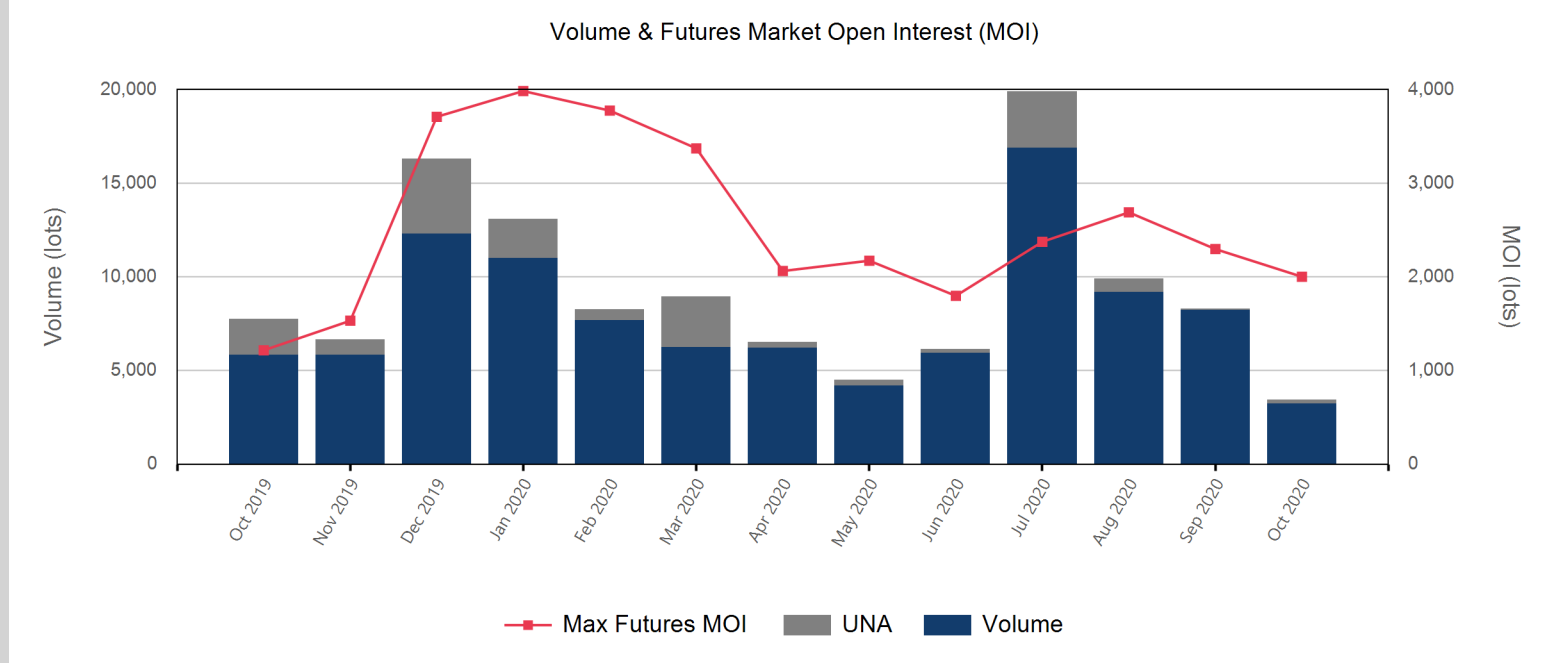


| Prompt Month | End of Month - Daily Settlement | Volume | End of Month MOI |
|--------------|---------------------------------|--------|------------------|
| Oct 2020 | \$288.50 | 530 | |
| Nov 2020 | \$300.00 | 7,138 | 1,861 |
| Dec 2020 | \$304.00 | 12,580 | 2,985 |
| Jan 2021 | \$305.00 | 1,583 | 976 |
| Feb 2021 | \$303.00 | 616 | 445 |
| Mar 2021 | \$302.50 | 357 | 392 |
| Apr 2021 | \$296.00 | 558 | 570 |
| May 2021 | \$292.50 | 421 | 530 |
| Jun 2021 | \$291.50 | 412 | 259 |
| Jul 2021 | \$291.00 | 803 | 373 |
| Aug 2021 | \$287.50 | 811 | 374 |
| Sep 2021 | \$287.50 | 798 | 361 |
| Oct 2021 | \$287.50 | 411 | 335 |
| Nov 2021 | \$284.00 | 416 | 336 |
| Dec 2021 | \$284.00 | 400 | 100 |





| Front Month | |
|-------------|----------|
| Average | \$503.47 |
| Minimum | \$491.50 |
| Maximum | \$509.00 |

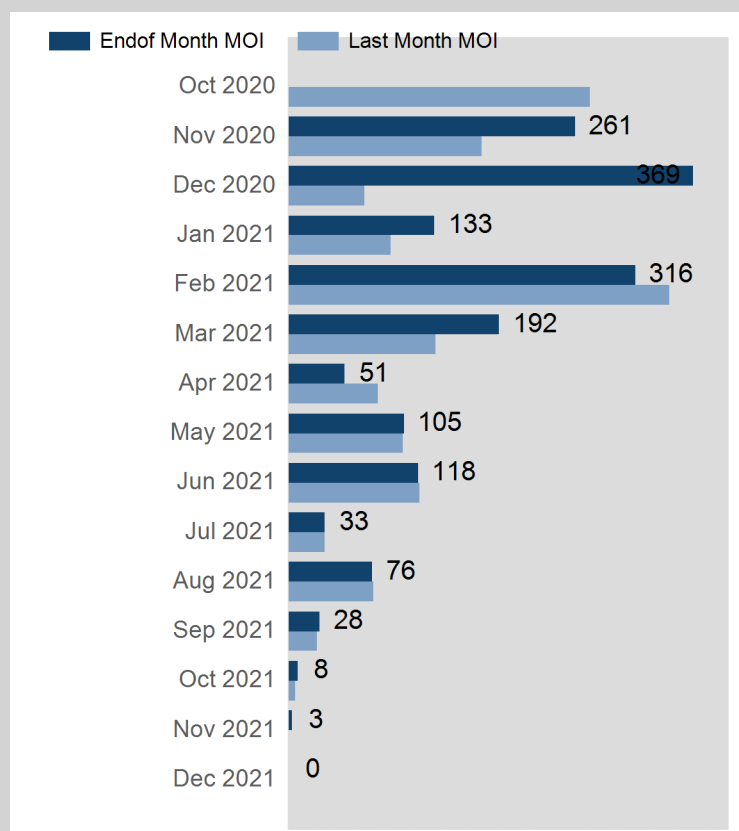


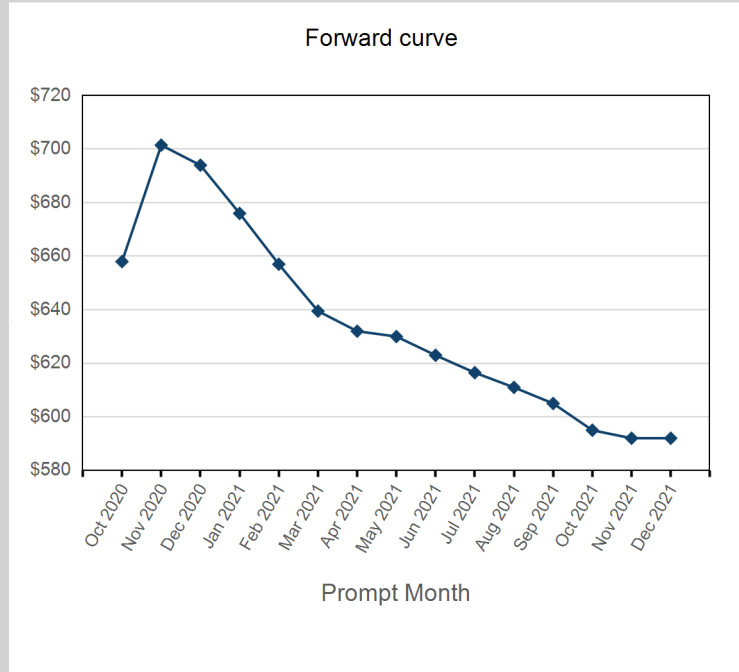
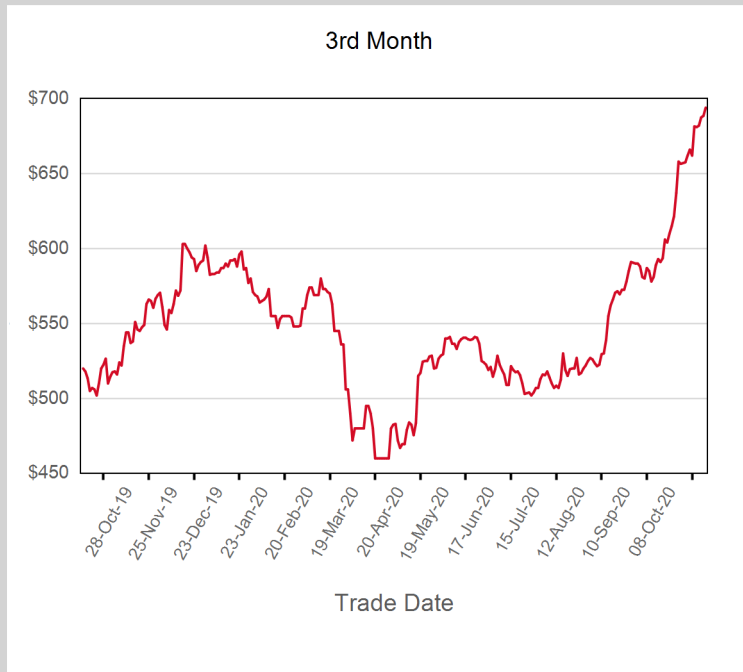
| Volume (Excl UNA) - Oct 2020 | |
|------------------------------|-------|
| Lots | 3,241 |

| Volume - Oct 2020 | |
|-------------------|--------|
| Lots | 3,441 |
| Tonnes | 34,410 |

| Volume - Year To date | |
|-----------------------|---------|
| Lots | 89,048 |
| Tonnes | 890,480 |

| Prompt Month | End of Month - Daily Settlement | Volume | Endof Month MOI |
|--------------|---------------------------------|--------|-----------------|
| Oct 2020 | \$507.82 | 220 | |
| Nov 2020 | \$527.00 | 1,134 | 261 |
| Dec 2020 | \$520.00 | 1,213 | 369 |
| Jan 2021 | \$515.00 | 200 | 133 |
| Feb 2021 | \$513.50 | 205 | 316 |
| Mar 2021 | \$505.50 | 175 | 192 |
| Apr 2021 | \$500.00 | 215 | 51 |
| May 2021 | \$494.00 | 28 | 105 |
| Jun 2021 | \$491.00 | 9 | 118 |
| Jul 2021 | \$487.00 | 6 | 33 |
| Aug 2021 | \$484.50 | 4 | 76 |
| Sep 2021 | \$482.50 | 8 | 28 |
| Oct 2021 | \$478.50 | 8 | 8 |
| Nov 2021 | \$477.50 | 13 | 3 |
| Dec 2021 | \$477.50 | 3 | 0 |



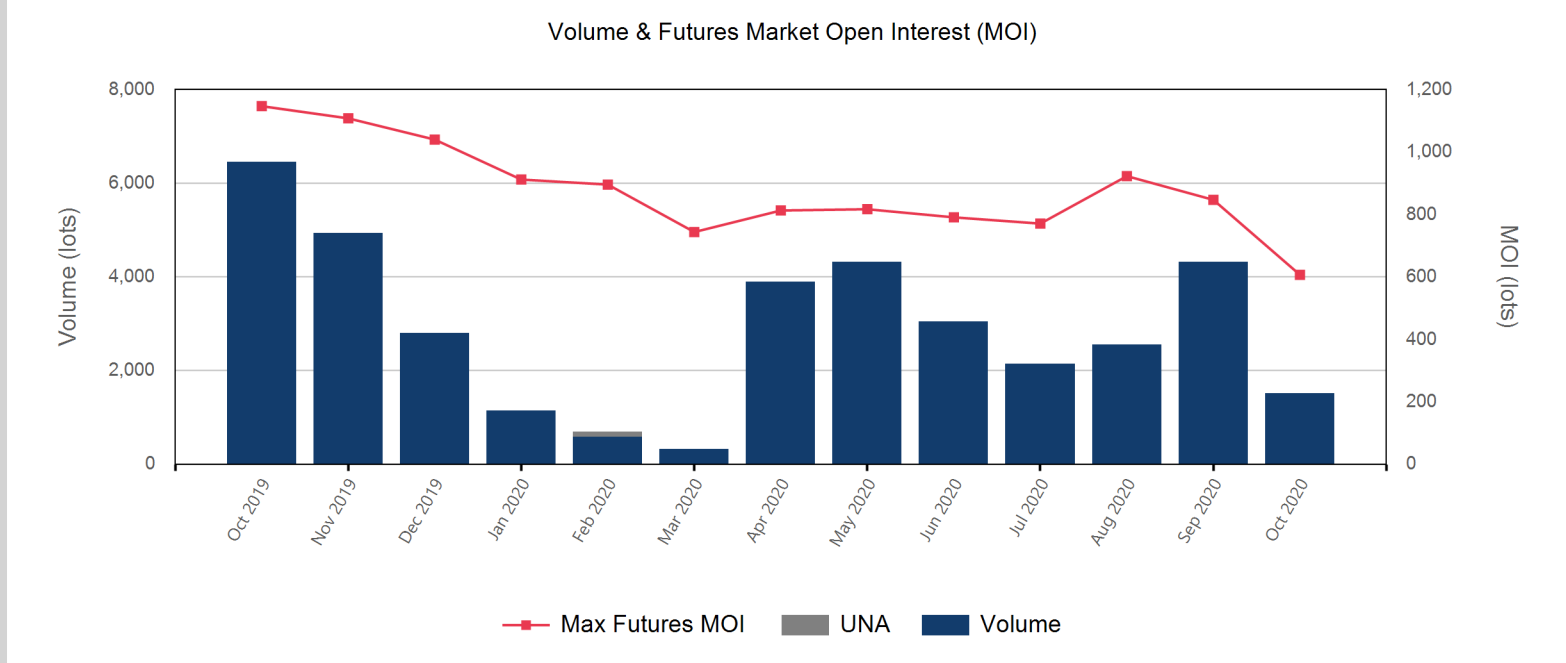


| Front Month | |
|-------------|----------|
| Average | \$648.11 |
| Minimum | \$621.50 |
| Maximum | \$665.50 |

| Volume (Excl UNA) - Oct 2020 | |
|------------------------------|-------|
| Lots | 1,512 |

| Volume - Oct 2020 | |
|-------------------|--------|
| Lots | 1,512 |
| Short tons | 15,120 |

| Volume - Year To date | |
|-----------------------|---------|
| Lots | 23,944 |
| Short tons | 239,440 |



| Prompt Month | End of Month - Daily Settlement | Volume | Endof Month MOI |
|--------------|---------------------------------|--------|-----------------|
| Oct 2020 | \$658.00 | 121 | |
| Nov 2020 | \$701.50 | 291 | 185 |
| Dec 2020 | \$694.00 | 316 | 119 |
| Jan 2021 | \$676.00 | 111 | 15 |
| Feb 2021 | \$657.00 | 224 | 7 |
| Mar 2021 | \$639.50 | 105 | 8 |
| Apr 2021 | \$632.00 | 121 | 19 |
| May 2021 | \$630.00 | 89 | 15 |
| Jun 2021 | \$623.00 | 57 | 9 |
| Jul 2021 | \$616.50 | 28 | 7 |
| Aug 2021 | \$611.00 | 15 | 11 |
| Sep 2021 | \$605.00 | 5 | 0 |
| Oct 2021 | \$595.00 | 11 | 3 |
| Nov 2021 | \$592.00 | 18 | 3 |
| Dec 2021 | \$592.00 | | |

