

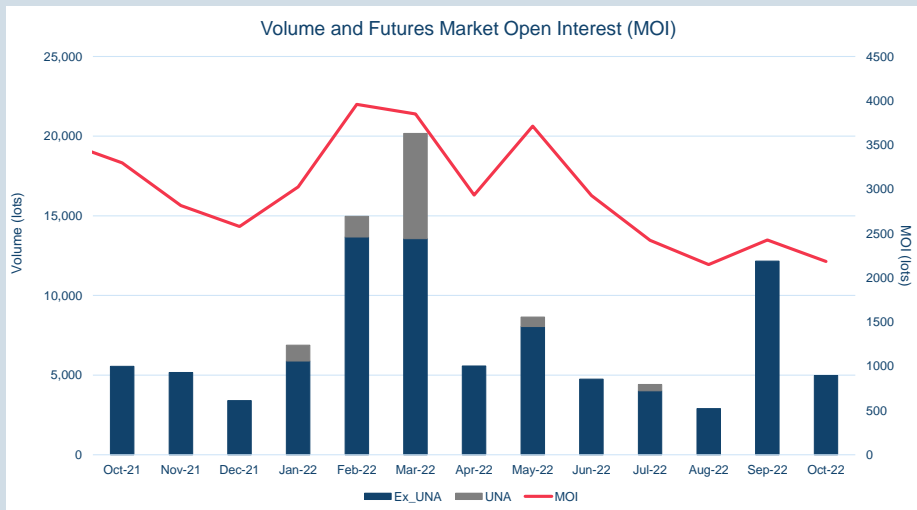


Front Month	
Average	\$681.53
Minimum	\$670.00
Maximum	\$691.50

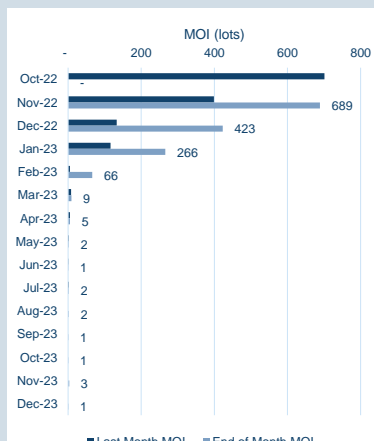
Volume (ex UNA) Oct-2022	
Lots	4,978

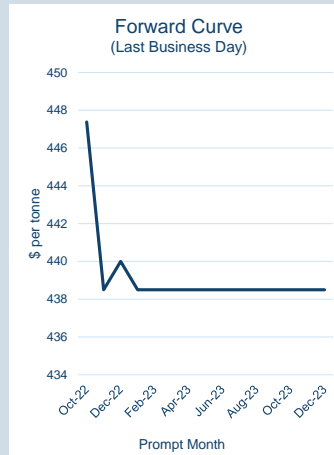
Volume (inc UNA) Oct-2022	
Lots	4,978
Tonnes	49,780

Volume Year To Date	
Lots	85,428
Tonnes	854,280



Prompt Month	End of Month - Daily Settlement	Volume (inc UNA)	End of Month - MOI
Oct-22	\$ 678.14	784	-
Nov-22	\$ 625.00	2,154	689
Dec-22	\$ 625.00	1,103	423
Jan-23	\$ 630.50	573	266
Feb-23	\$ 630.50	255	66
Mar-23	\$ 630.50	44	9
Apr-23	\$ 630.50	3	5
May-23	\$ 630.50	9	2
Jun-23	\$ 630.50	3	1
Jul-23	\$ 630.50	14	2
Aug-23	\$ 631.00	16	2
Sep-23	\$ 625.50	3	1
Oct-23	\$ 625.50	3	1
Nov-23	\$ 625.50	11	3
Dec-23	\$ 625.50	3	1



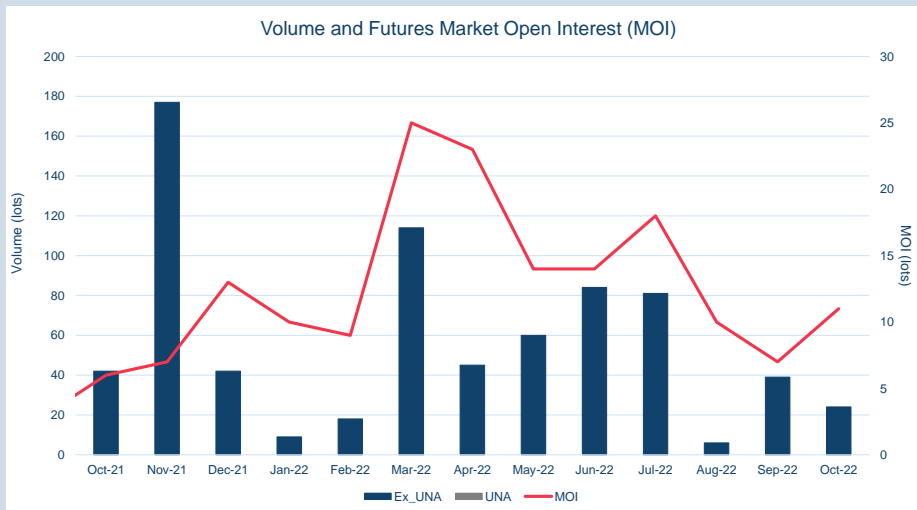


Front Month	
Average	\$451.95
Minimum	\$444.00
Maximum	\$455.00

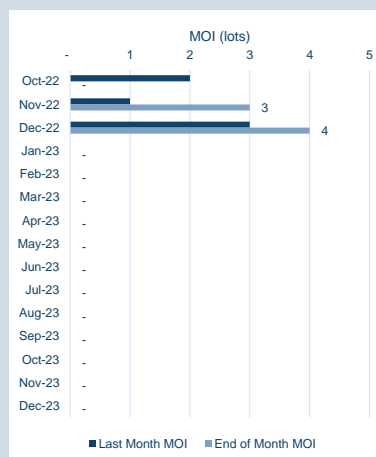
Volume (ex UNA) Oct-2022	
Lots	24

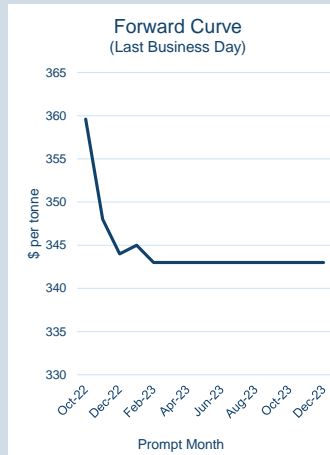
Volume (inc UNA) Oct-2022	
Lots	24
Tonnes	240

Volume Year To Date	
Lots	480
Tonnes	4,800



Prompt Month	End of Month - Daily Settlement	Volume (inc UNA)	End of Month - MOI
Oct-22	\$ 447.38	-	-
Nov-22	\$ 438.50	6	3
Dec-22	\$ 440.00	6	4
Jan-23	\$ 438.50	12	-
Feb-23	\$ 438.50	-	-
Mar-23	\$ 438.50	-	-
Apr-23	\$ 438.50	-	-
May-23	\$ 438.50	-	-
Jun-23	\$ 438.50	-	-
Jul-23	\$ 438.50	-	-
Aug-23	\$ 438.50	-	-
Sep-23	\$ 438.50	-	-
Oct-23	\$ 438.50	-	-
Nov-23	\$ 438.50	-	-
Dec-23	\$ 438.50	-	-



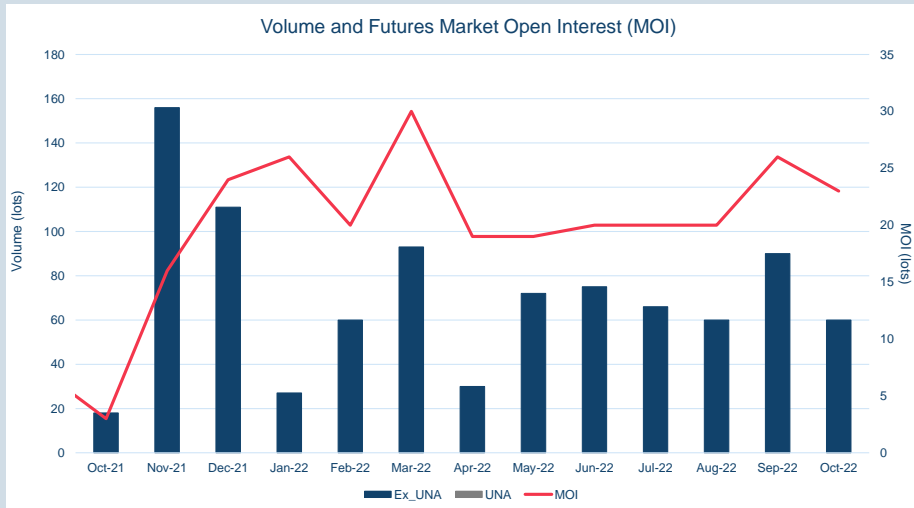


Front Month	
Average	\$358.29
Minimum	\$349.00
Maximum	\$365.00

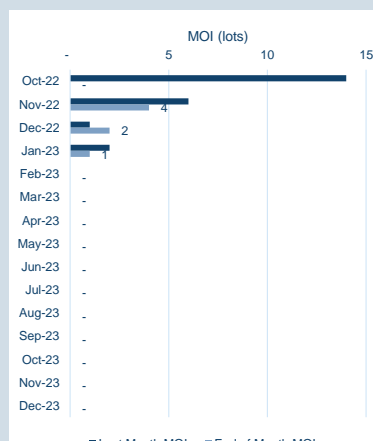
Volume (ex UNA) Oct-2022	
Lots	60

Volume (inc UNA) Oct-2022	
Lots	60
Tonnes	600

Volume Year To Date	
Lots	633
Tonnes	6,330



Prompt Month	End of Month - Daily Settlement	Volume (inc UNA)	End of Month - MOI
Oct-22	\$ 359.60	24	-
Nov-22	\$ 348.00	27	4
Dec-22	\$ 344.00	3	2
Jan-23	\$ 345.00	6	1
Feb-23	\$ 343.00	-	-
Mar-23	\$ 343.00	-	-
Apr-23	\$ 343.00	-	-
May-23	\$ 343.00	-	-
Jun-23	\$ 343.00	-	-
Jul-23	\$ 343.00	-	-
Aug-23	\$ 343.00	-	-
Sep-23	\$ 343.00	-	-
Oct-23	\$ 343.00	-	-
Nov-23	\$ 343.00	-	-
Dec-23	\$ 343.00	-	-



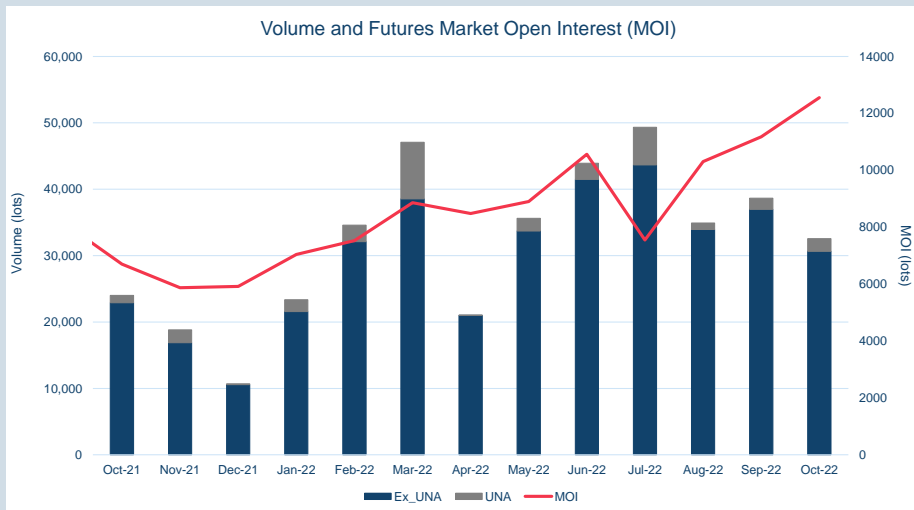


Front Month	
Average	\$365.16
Minimum	\$363.00
Maximum	\$369.50

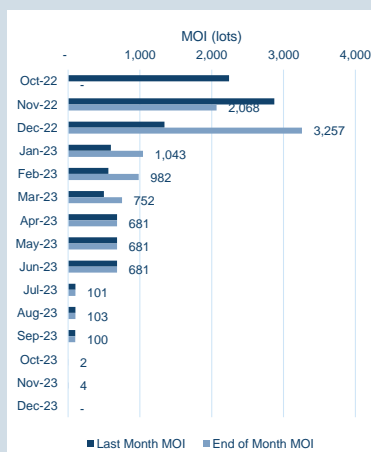
Volume (ex UNA) Oct-2022	
Lots	30,645

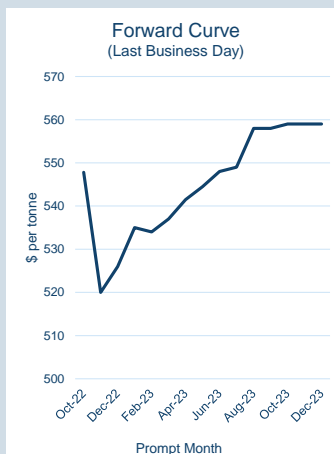
Volume (inc UNA) Oct-2022	
Lots	32,555
Tonnes	325,550

Volume Year To Date	
Lots	361,071
Tonnes	3,610,710



Prompt Month	End of Month - Daily Settlement	Volume (inc UNA)	End of Month - MOI
Oct-22	\$ 365.85	3,901	-
Nov-22	\$ 350.00	9,811	2,068
Dec-22	\$ 347.50	11,490	3,257
Jan-23	\$ 348.00	3,147	1,043
Feb-23	\$ 351.50	2,161	982
Mar-23	\$ 353.50	1,240	752
Apr-23	\$ 354.00	375	681
May-23	\$ 354.00	170	681
Jun-23	\$ 355.00	172	681
Jul-23	\$ 356.00	14	101
Aug-23	\$ 364.00	14	103
Sep-23	\$ 362.00	20	100
Oct-23	\$ 361.00	14	2
Nov-23	\$ 361.00	26	4
Dec-23	\$ 361.00	-	-



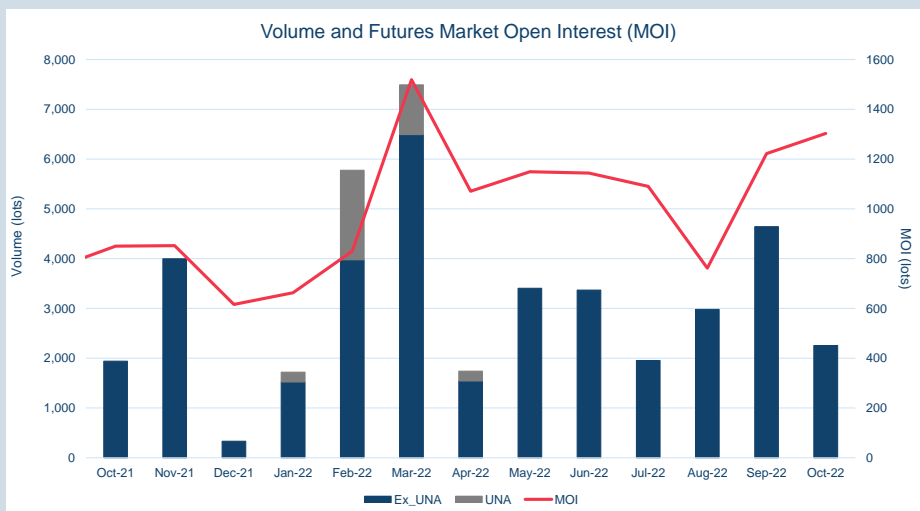


Front Month	
Average	\$554.23
Minimum	\$545.00
Maximum	\$571.00

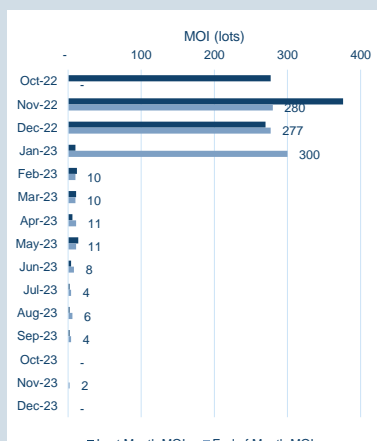
Volume (ex UNA)	
Oct-2022	
Lots	2,254

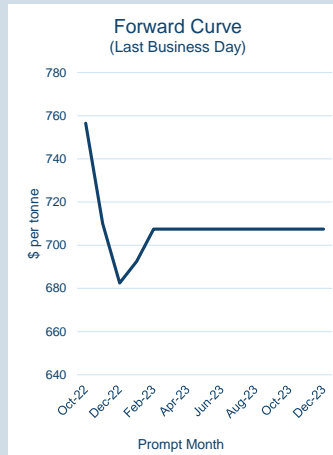
Volume (inc UNA)	
Oct-2022	
Lots	2,254
Tonnes	22,540

Volume	
Year To Date	
Lots	35,329
Tonnes	353,290



Prompt Month	End of Month - Daily Settlement	Volume (inc UNA)	End of Month - MOI
Oct-22	\$ 547.80	238	-
Nov-22	\$ 520.00	725	280
Dec-22	\$ 526.00	294	277
Jan-23	\$ 535.00	747	300
Feb-23	\$ 534.00	31	10
Mar-23	\$ 537.00	51	10
Apr-23	\$ 541.50	41	11
May-23	\$ 544.50	49	11
Jun-23	\$ 548.00	33	8
Jul-23	\$ 549.00	9	4
Aug-23	\$ 558.00	22	6
Sep-23	\$ 558.00	10	4
Oct-23	\$ 559.00	-	-
Nov-23	\$ 559.00	4	2
Dec-23	\$ 559.00	-	-



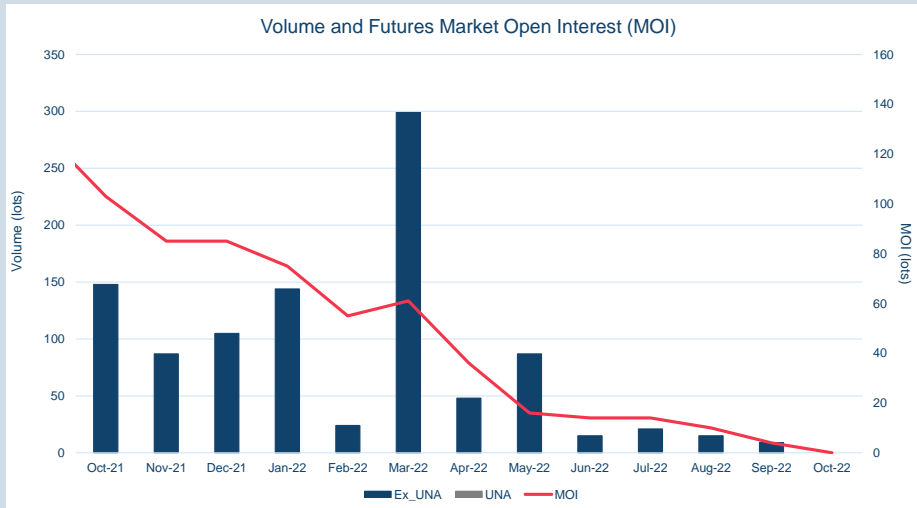


Front Month	
Average	\$766.14
Minimum	\$756.00
Maximum	\$782.50

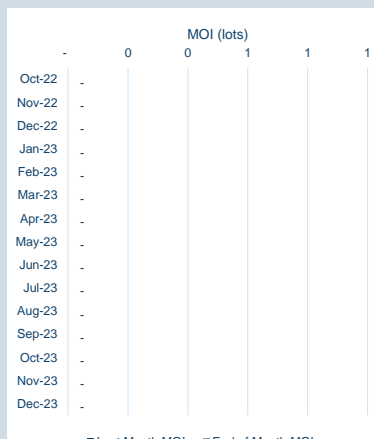
Volume (ex UNA)	Oct-2022
Lots	-

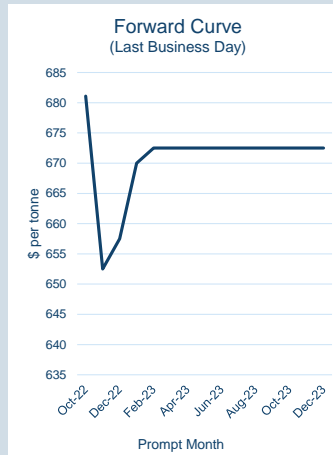
Volume (inc UNA)	Oct-2022
Lots	-
Tonnes	-

Volume	Year To Date
Lots	662
Tonnes	6,620



Prompt Month	End of Month - Daily Settlement	Volume (inc UNA)	End of Month - MOI
Jan-00	\$ 756.50	-	-
Jan-00	\$ 710.00	-	-
Jan-00	\$ 682.50	-	-
Jan-00	\$ 692.50	-	-
May-00	\$ 707.50	-	-
May-00	\$ 707.50	-	-
May-00	\$ 707.50	-	-
Jan-02	\$ 707.50	-	-
Mar-02	\$ 707.50	-	-
Apr-02	\$ 707.50	-	-
Jun-02	\$ 707.50	-	-
Apr-03	\$ 707.50	-	-
Oct-04	\$ 707.50	-	-
May-11	\$ 707.50	-	-
Jan-09	\$ 707.50	-	-



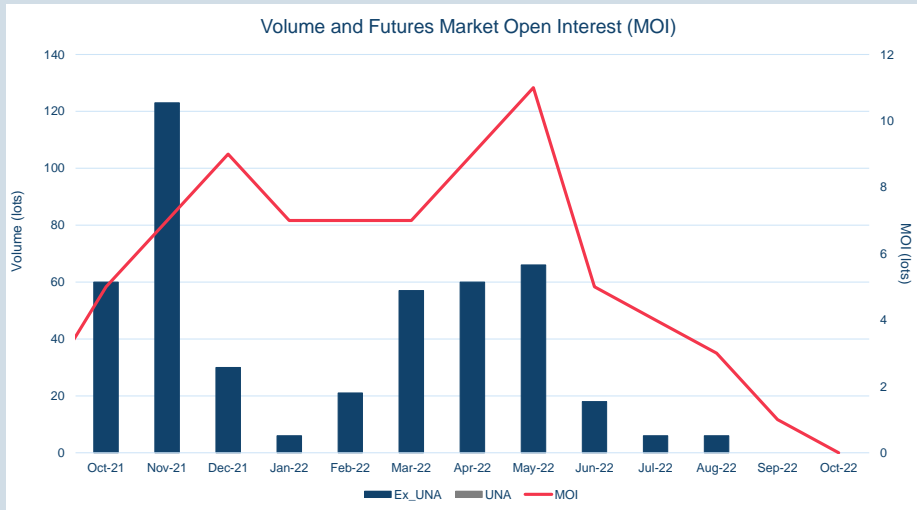


Front Month	
Average	\$709.10
Minimum	\$677.50
Maximum	\$767.50

Volume (ex UNA)	Oct-2022
Lots	-

Volume (inc UNA)	Oct-2022
Lots	-
Tonnes	-

Volume	Year To Date
Lots	240
Tonnes	2,400



Prompt Month	End of Month - Daily Settlement	Volume (inc UNA)	End of Month - MOI
Jan-00	\$ 681.09	-	-
Jan-00	\$ 652.50	-	-
Jan-00	\$ 657.50	-	-
Jan-00	\$ 670.00	-	-
May-00	\$ 672.50	-	-
May-00	\$ 672.50	-	-
May-00	\$ 672.50	-	-
Jan-02	\$ 672.50	-	-
Mar-02	\$ 672.50	-	-
Apr-02	\$ 672.50	-	-
Jun-02	\$ 672.50	-	-
Apr-03	\$ 672.50	-	-
Oct-04	\$ 672.50	-	-
May-11	\$ 672.50	-	-
Jan-09	\$ 672.50	-	-

