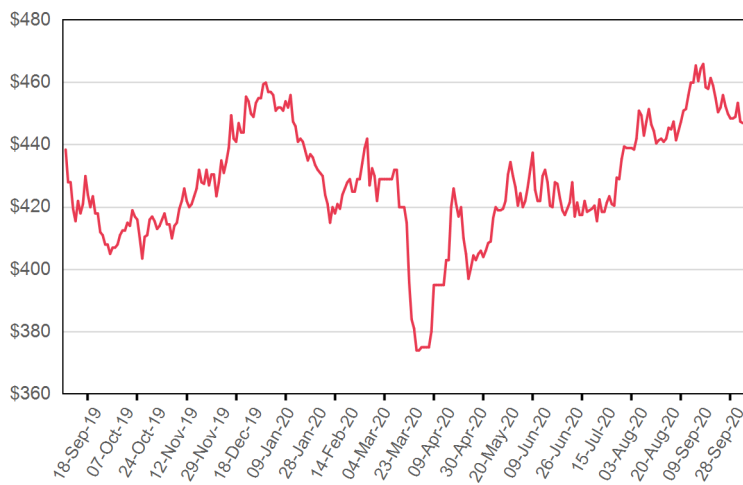
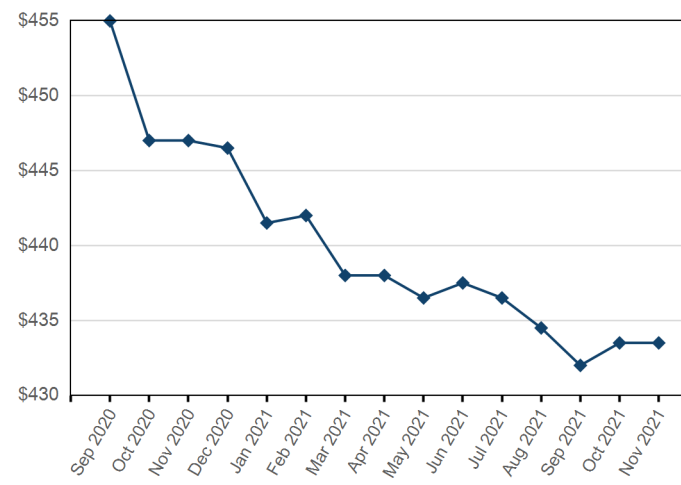


3rd Month



Trade date

Forward curve



Prompt Month

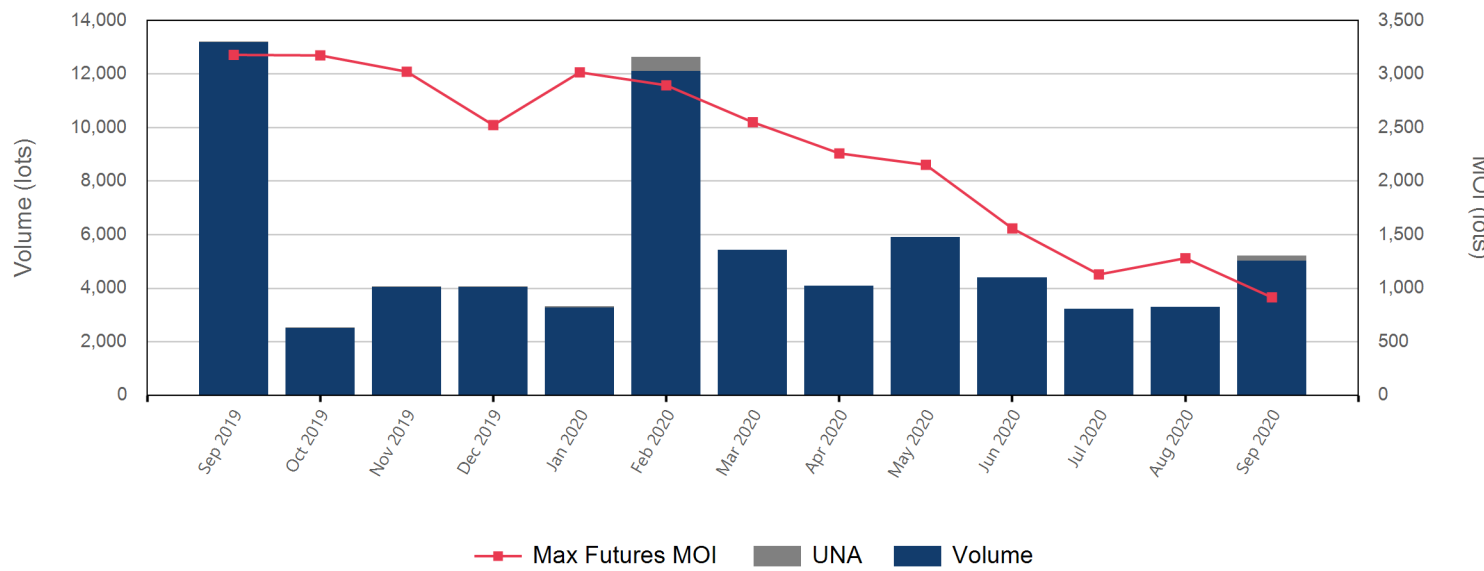
Front Month	
Average	\$458.52
Minimum	\$452.50
Maximum	\$468.00

Volume (Excl UNA) - Sep 2020	
Lots	5,017

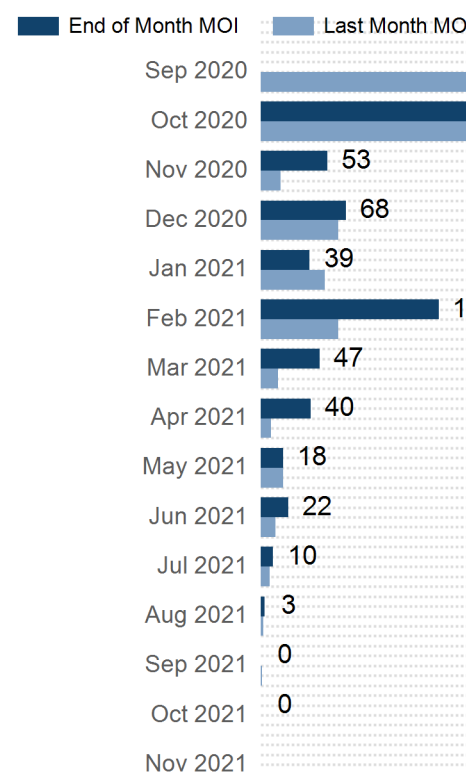
Volume - Sep 2020	
Lots	5,217
Tonnes	52,170

Volume - Year To date	
Lots	47,469
Tonnes	474,690

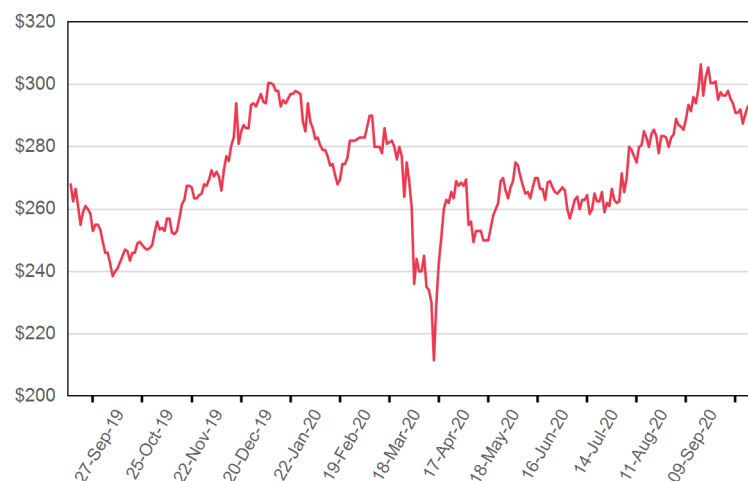
Volume & Futures Market Open Interest (MOI)



Prompt Month	End of Month - Daily Settlement	Volume	End of Month MOI
Sep 2020	\$454.98	534	
Oct 2020	\$447.00	1,807	303
Nov 2020	\$447.00	861	53
Dec 2020	\$446.50	552	68
Jan 2021	\$441.50	465	39
Feb 2021	\$442.00	488	142
Mar 2021	\$438.00	205	47
Apr 2021	\$438.00	97	40
May 2021	\$436.50	64	18
Jun 2021	\$437.50	57	22
Jul 2021	\$436.50	45	10
Aug 2021	\$434.50	30	3
Sep 2021	\$432.00	9	0
Oct 2021	\$433.50	3	0
Nov 2021	\$433.50		

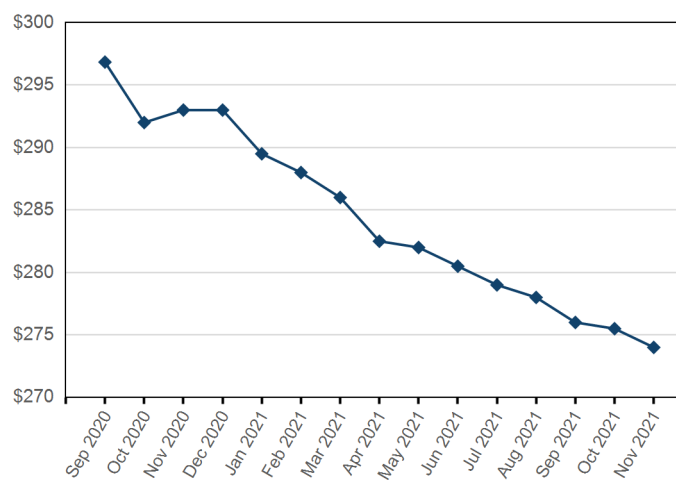


3rd Month



Trade date

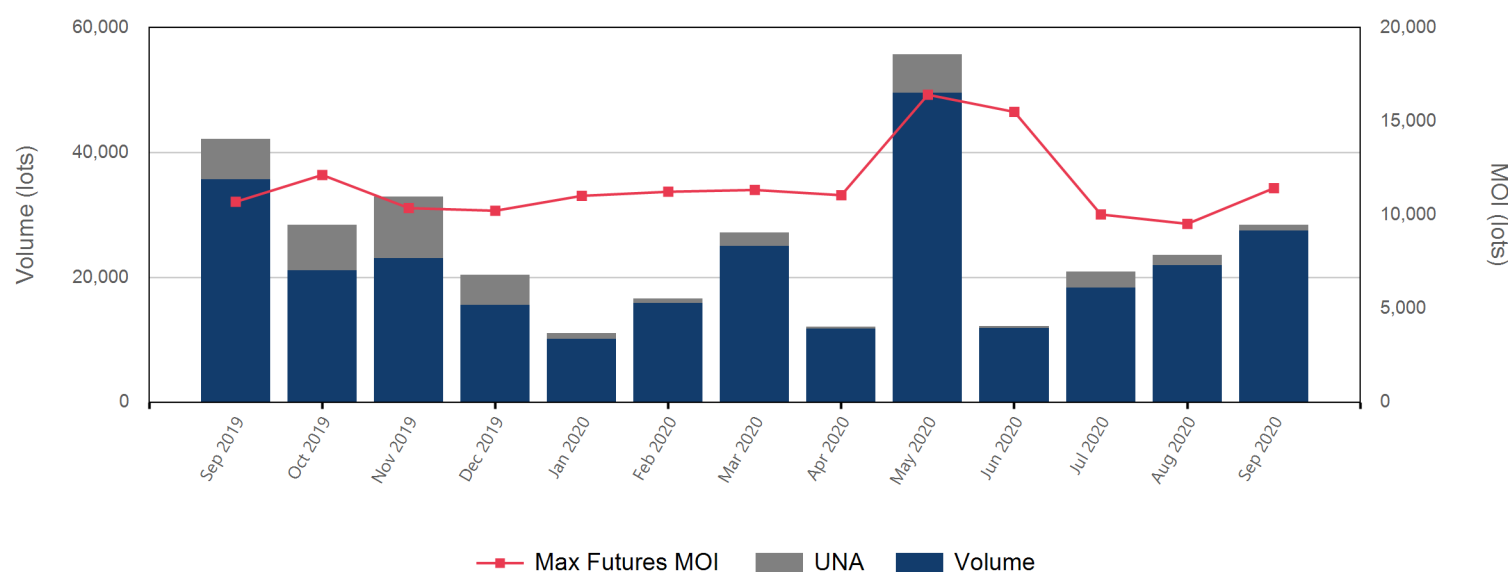
Forward curve



Prompt Month

Front Month	
Average	\$300.20
Minimum	\$295.00
Maximum	\$310.00

Volume & Futures Market Open Interest (MOI)

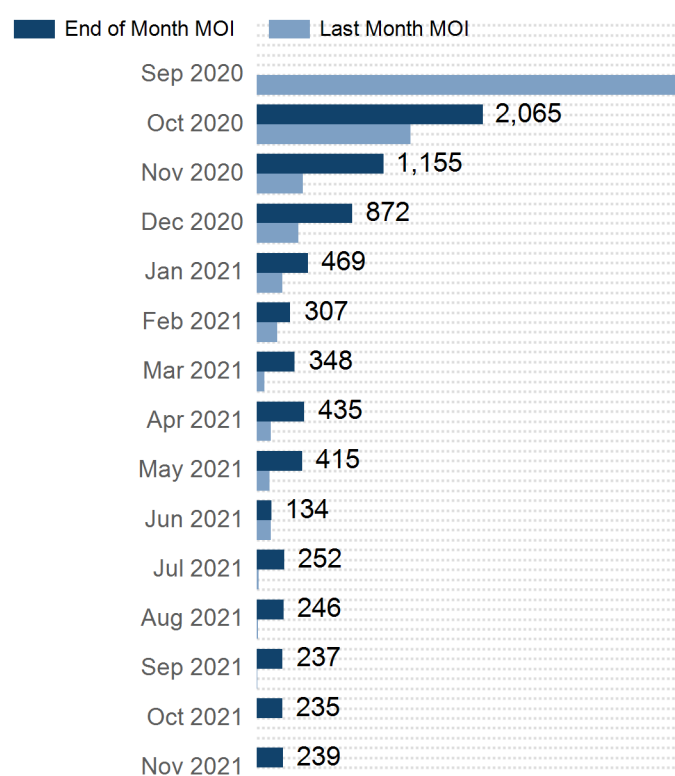


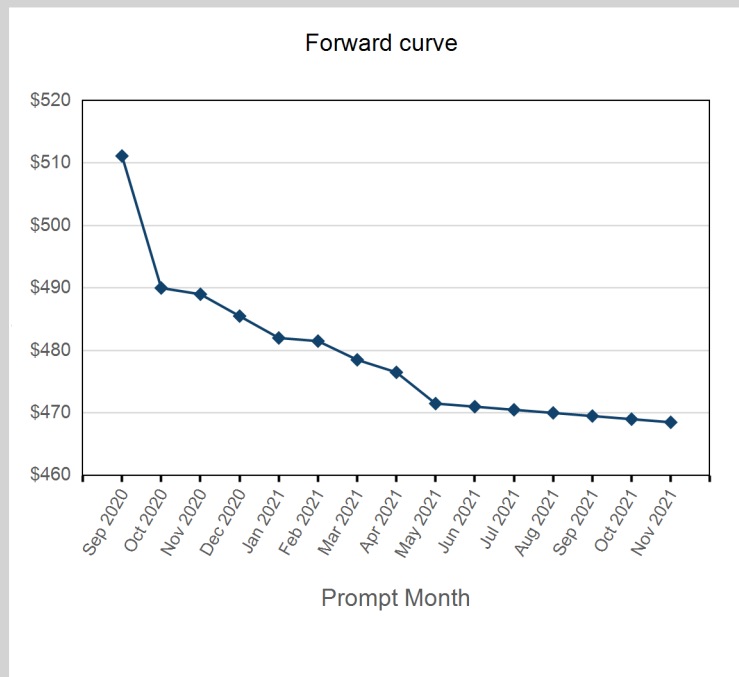
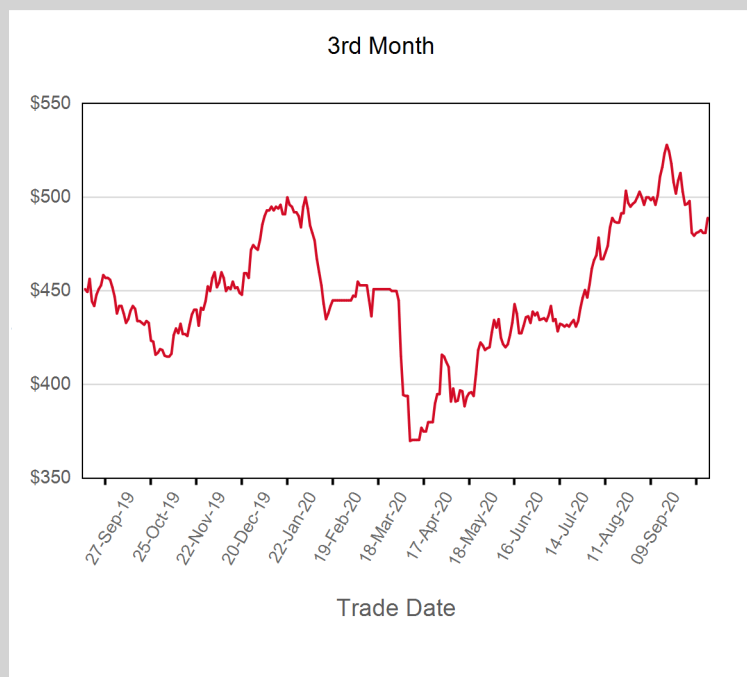
Volume (Excl UNA) - Sep 2020	
Lots	27,487

Volume - Sep 2020	
Lots	28,347
Tonnes	283,470

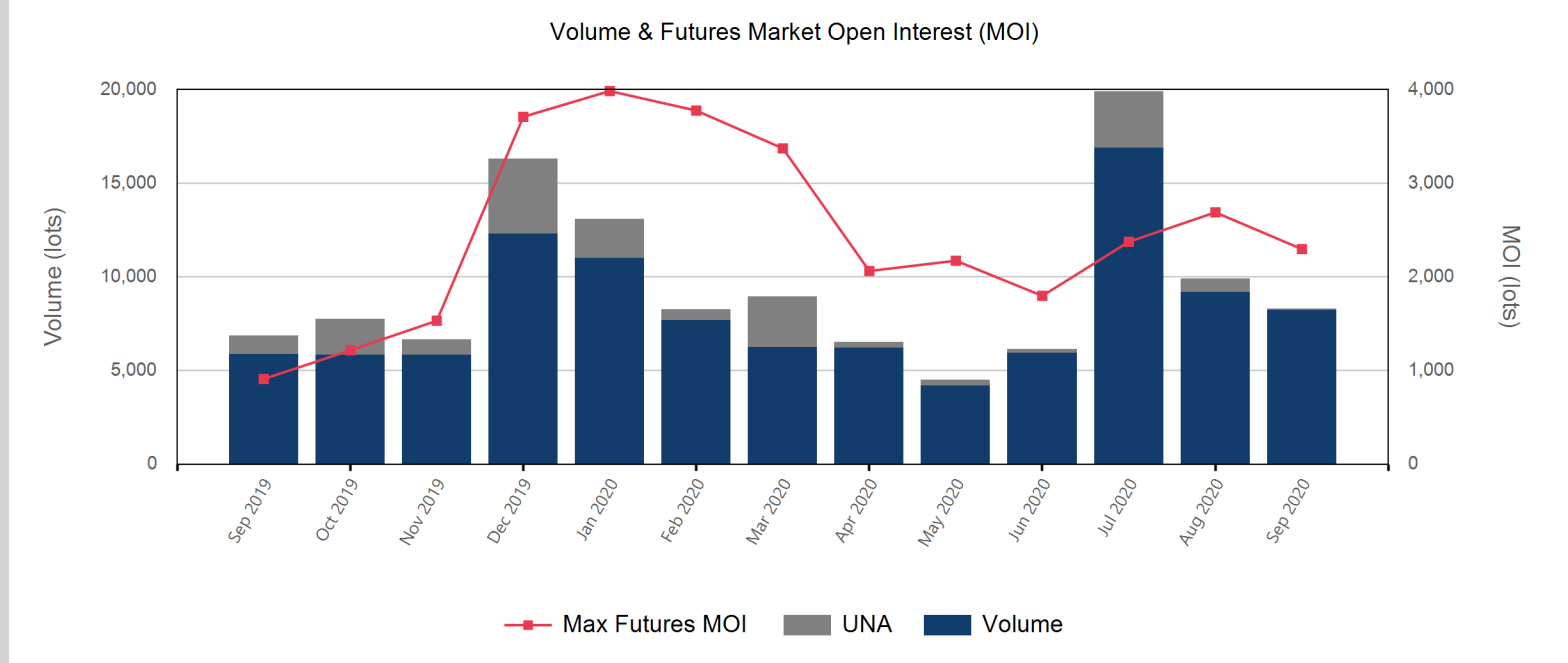
Volume - Year To date	
Lots	207,451
Tonnes	2,074,510

Prompt Month	End of Month - Daily Settlement	Volume	End of Month MOI
Sep 2020	\$296.84	1,866	
Oct 2020	\$292.00	8,710	2,065
Nov 2020	\$293.00	3,266	1,155
Dec 2020	\$293.00	3,021	872
Jan 2021	\$289.50	1,239	469
Feb 2021	\$288.00	1,269	307
Mar 2021	\$286.00	788	348
Apr 2021	\$282.50	715	435
May 2021	\$282.00	706	415
Jun 2021	\$280.50	21	134
Jul 2021	\$279.00	1,366	252
Aug 2021	\$278.00	1,352	246
Sep 2021	\$276.00	1,347	237
Oct 2021	\$275.50	1,354	235
Nov 2021	\$274.00	1,327	239





Front Month	
Average	\$514.17
Minimum	\$505.00
Maximum	\$527.00

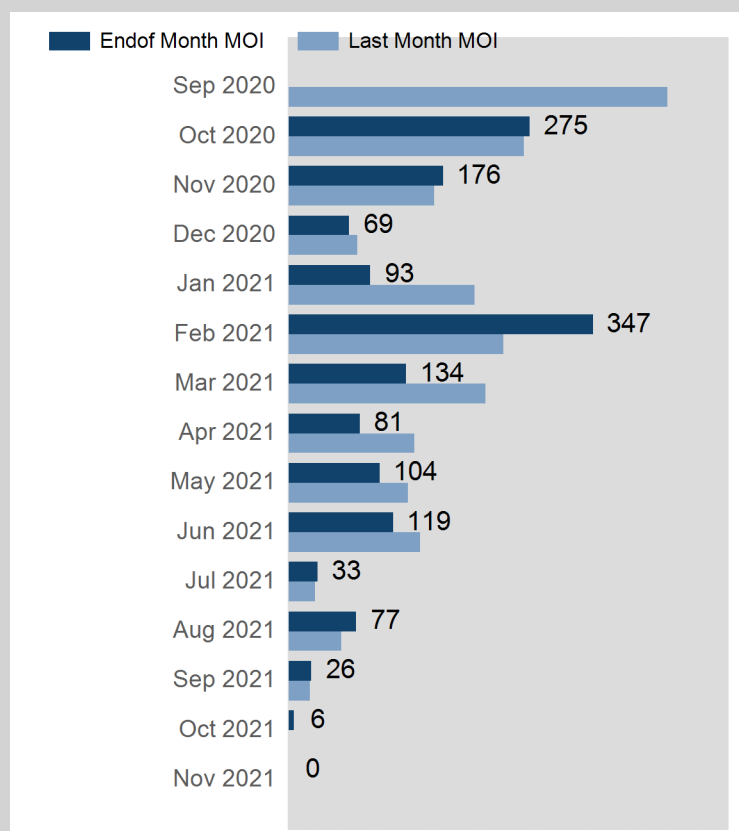


Volume (Excl UNA) - Sep 2020	
Lots	8,214

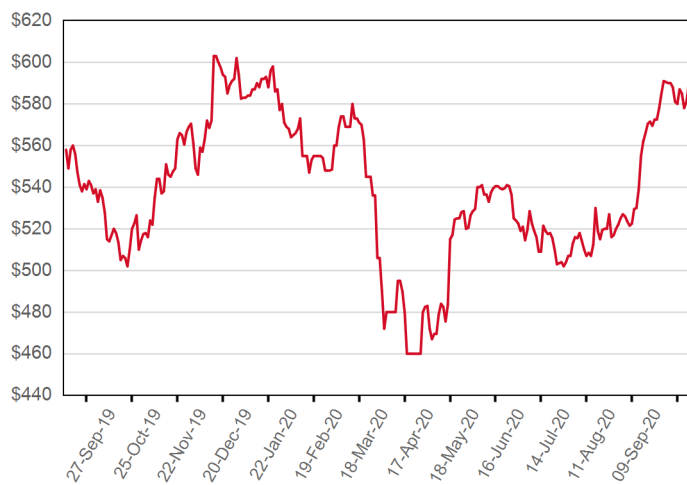
Volume - Sep 2020	
Lots	8,314
Tonnes	83,140

Volume - Year To date	
Lots	85,607
Tonnes	856,070

Prompt Month	End of Month - Daily Settlement	Volume	End of Month MOI
Sep 2020	\$511.14	538	
Oct 2020	\$490.00	1,611	275
Nov 2020	\$489.00	828	176
Dec 2020	\$485.50	862	69
Jan 2021	\$482.00	1,511	93
Feb 2021	\$481.50	1,200	347
Mar 2021	\$478.50	553	134
Apr 2021	\$476.50	293	81
May 2021	\$471.50	317	104
Jun 2021	\$471.00	346	119
Jul 2021	\$470.50	81	33
Aug 2021	\$470.00	97	77
Sep 2021	\$469.50	29	26
Oct 2021	\$469.00	38	6
Nov 2021	\$468.50	10	0

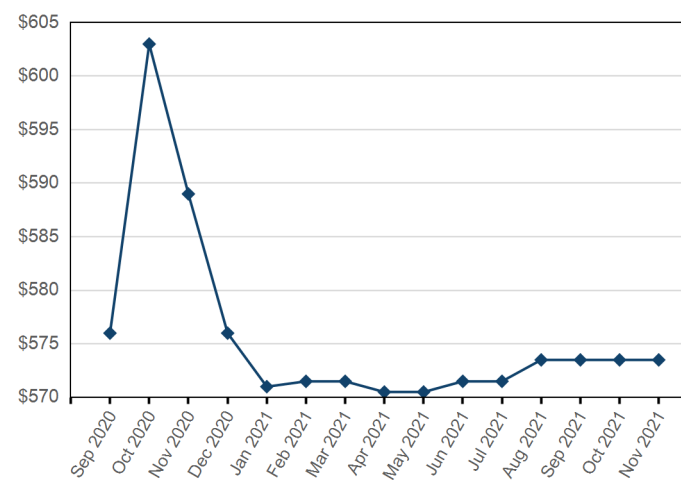


3rd Month



Trade Date

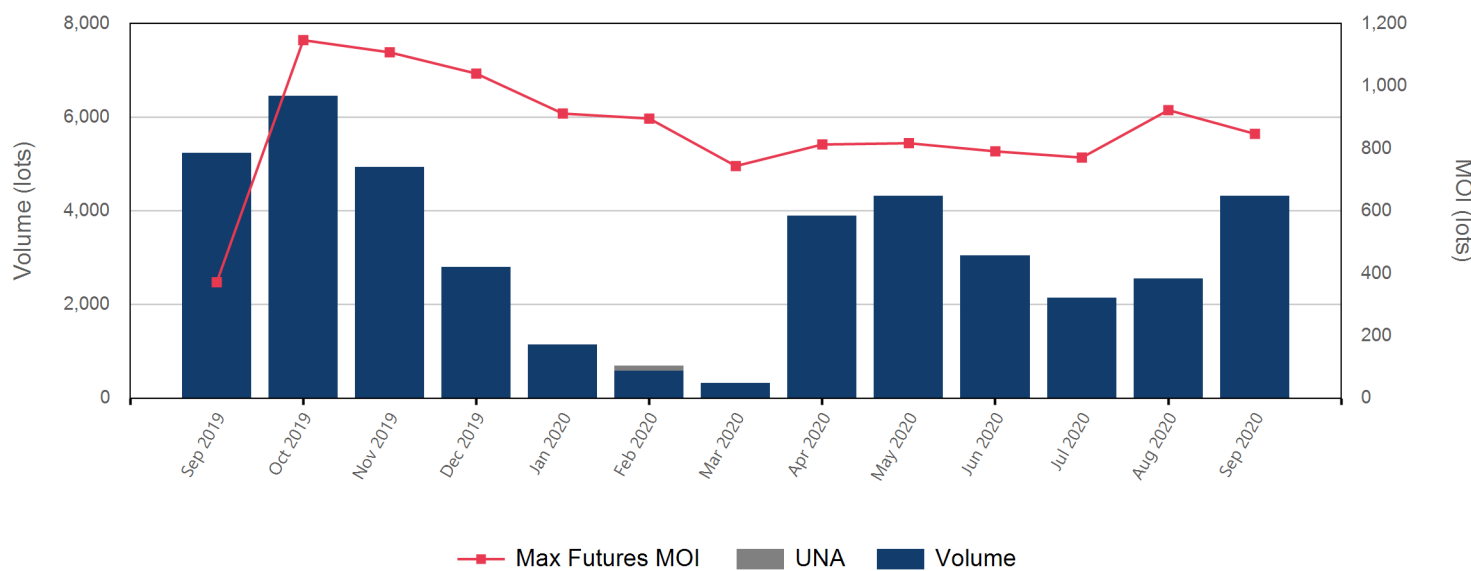
Forward curve



Prompt Month

Front Month	
Average	\$564.64
Minimum	\$525.00
Maximum	\$584.00

Volume & Futures Market Open Interest (MOI)



Volume (Excl UNA) - Sep 2020	
Lots	4,313

Volume - Sep 2020	
Lots	4,313
Short tons	43,130

Volume - Year To date	
Lots	22,432
Short tons	224,320

Prompt Month	End of Month - Daily Settlement	Volume	End of Month MOI
Sep 2020	\$576.00	688	
Oct 2020	\$603.00	1,447	211
Nov 2020	\$589.00	442	159
Dec 2020	\$576.00	487	106
Jan 2021	\$571.00	476	24
Feb 2021	\$571.50	366	7
Mar 2021	\$571.50	162	5
Apr 2021	\$570.50	72	0
May 2021	\$570.50	56	0
Jun 2021	\$571.50	33	3
Jul 2021	\$571.50	33	2
Aug 2021	\$573.50	18	8
Sep 2021	\$573.50	33	0
Oct 2021	\$573.50		
Nov 2021	\$573.50		

