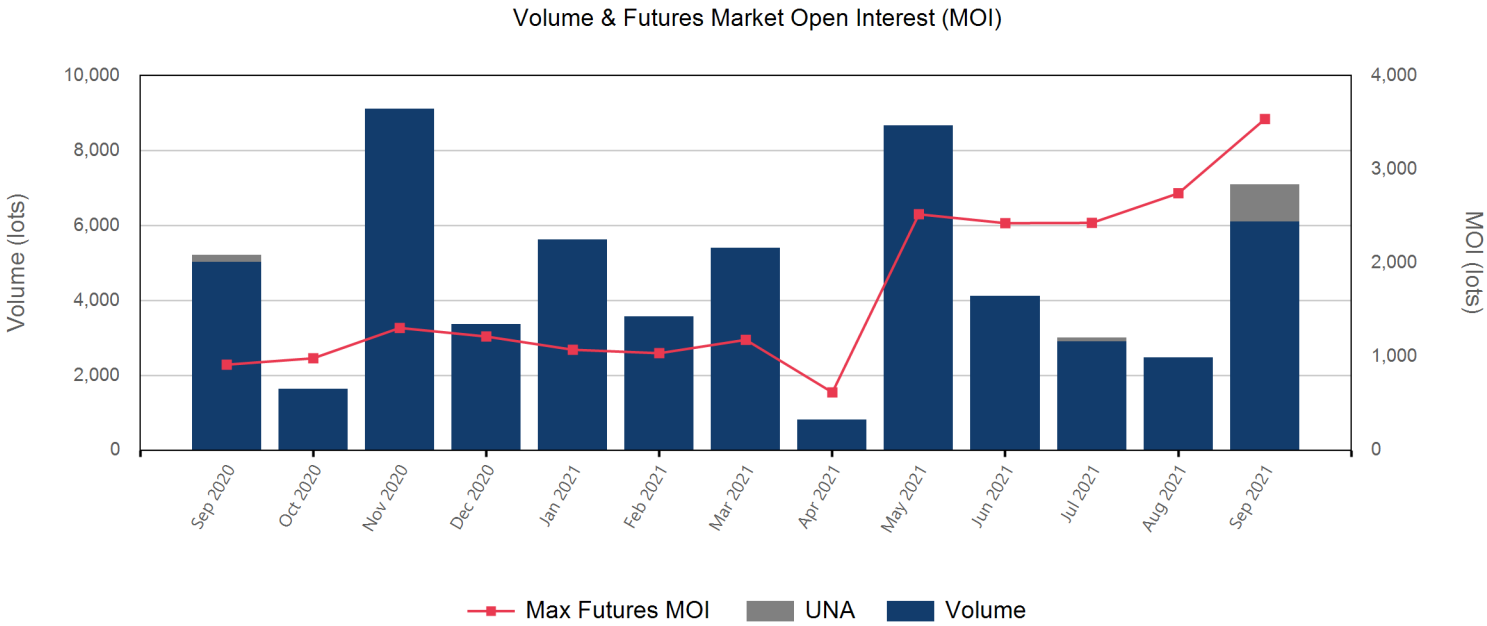


| Front Month |          |
|-------------|----------|
| Average     | \$668.86 |
| Minimum     | \$660.00 |
| Maximum     | \$685.00 |

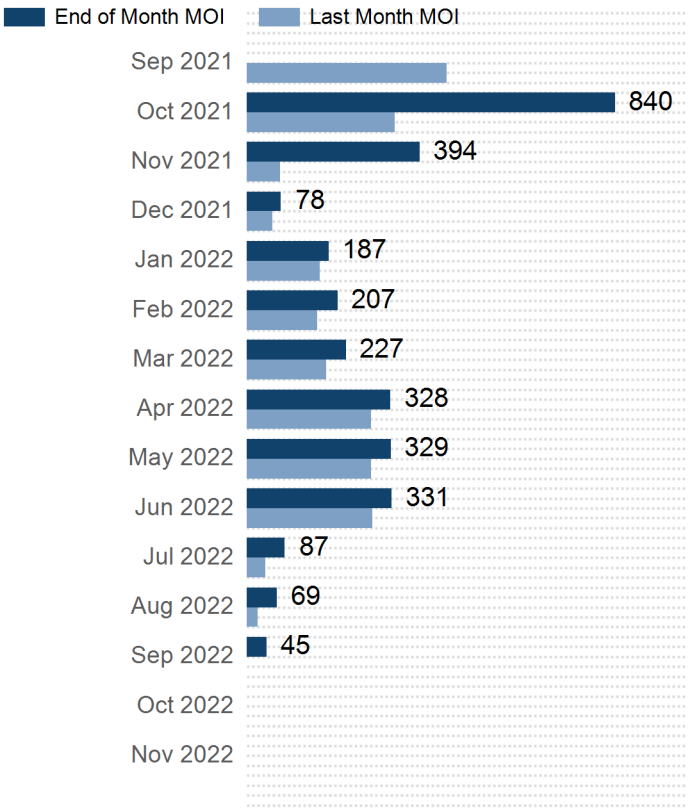
| Volume (Excl UNA) - Sep 2021 |       |
|------------------------------|-------|
| Lots                         | 6,092 |

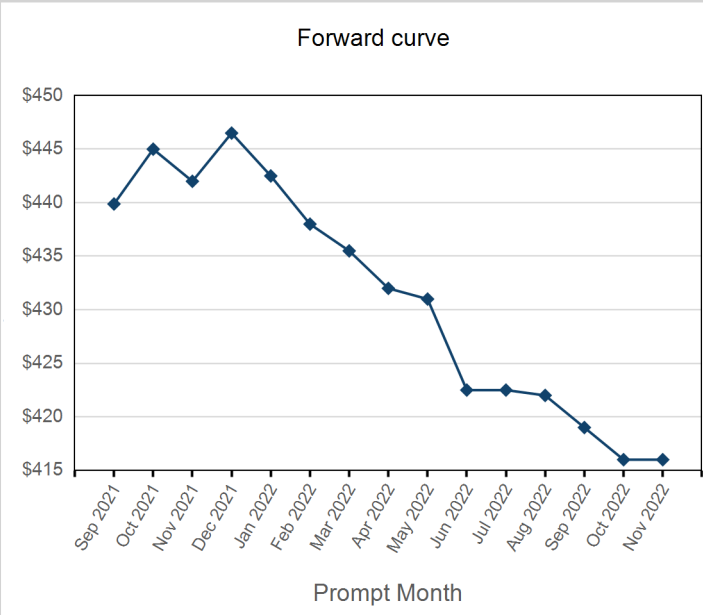
| Volume - Sep 2021 |        |
|-------------------|--------|
| Lots              | 7,092  |
| Tonnes            | 70,920 |

| Volume - Year To date |         |
|-----------------------|---------|
| Lots                  | 40,724  |
| Tonnes                | 407,240 |



| Prompt Month | End of Month - Daily Settlement | Volume | End of Month MOI |
|--------------|---------------------------------|--------|------------------|
| Sep 2021     | \$665.32                        | 108    |                  |
| Oct 2021     | \$675.00                        | 4,855  | 840              |
| Nov 2021     | \$677.00                        | 1,222  | 394              |
| Dec 2021     | \$673.50                        | 64     | 78               |
| Jan 2022     | \$661.00                        | 49     | 187              |
| Feb 2022     | \$659.50                        | 111    | 207              |
| Mar 2022     | \$659.50                        | 95     | 227              |
| Apr 2022     | \$659.50                        | 114    | 328              |
| May 2022     | \$654.00                        | 90     | 329              |
| Jun 2022     | \$649.50                        | 105    | 331              |
| Jul 2022     | \$649.50                        | 90     | 87               |
| Aug 2022     | \$647.50                        | 99     | 69               |
| Sep 2022     | \$640.50                        | 90     | 45               |
| Oct 2022     | \$637.50                        |        |                  |
| Nov 2022     | \$637.50                        |        |                  |



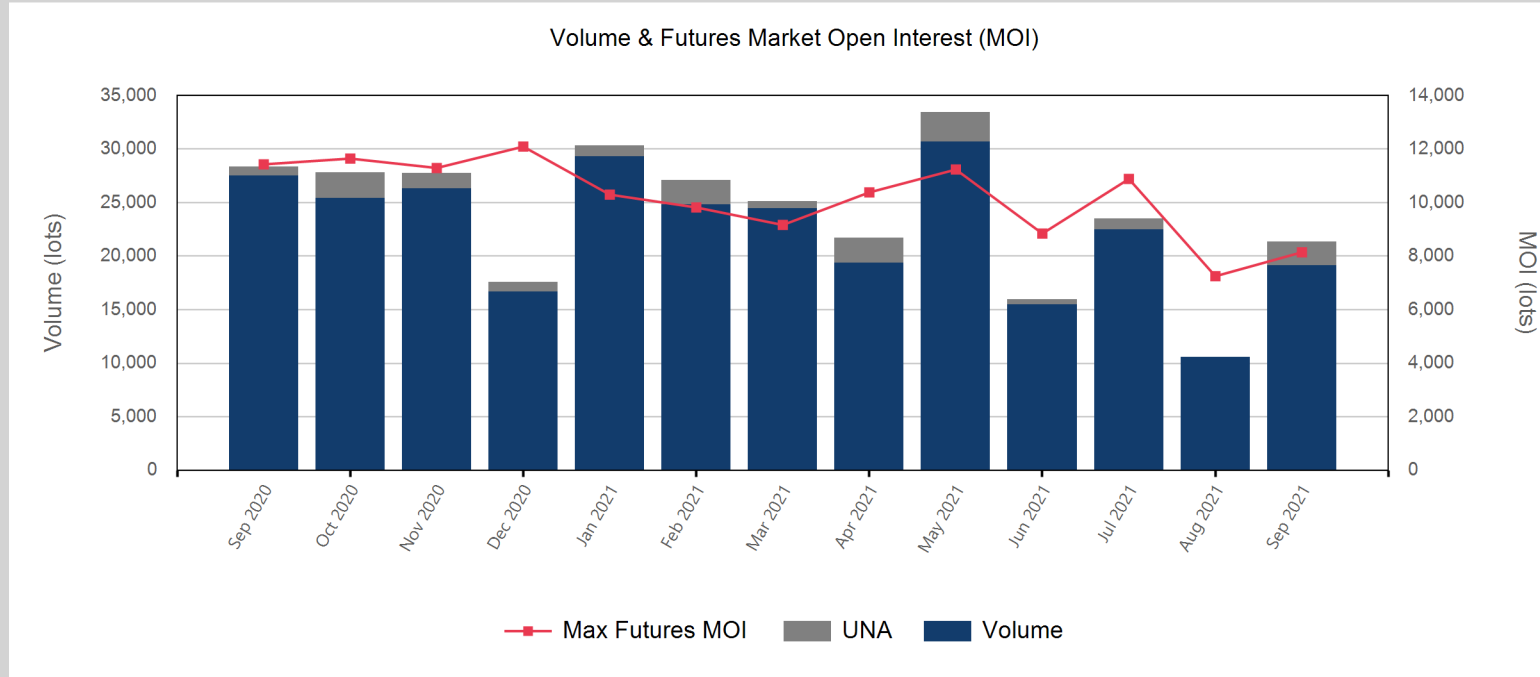


| Front Month |          |
|-------------|----------|
| Average     | \$444.70 |
| Minimum     | \$439.88 |
| Maximum     | \$455.00 |

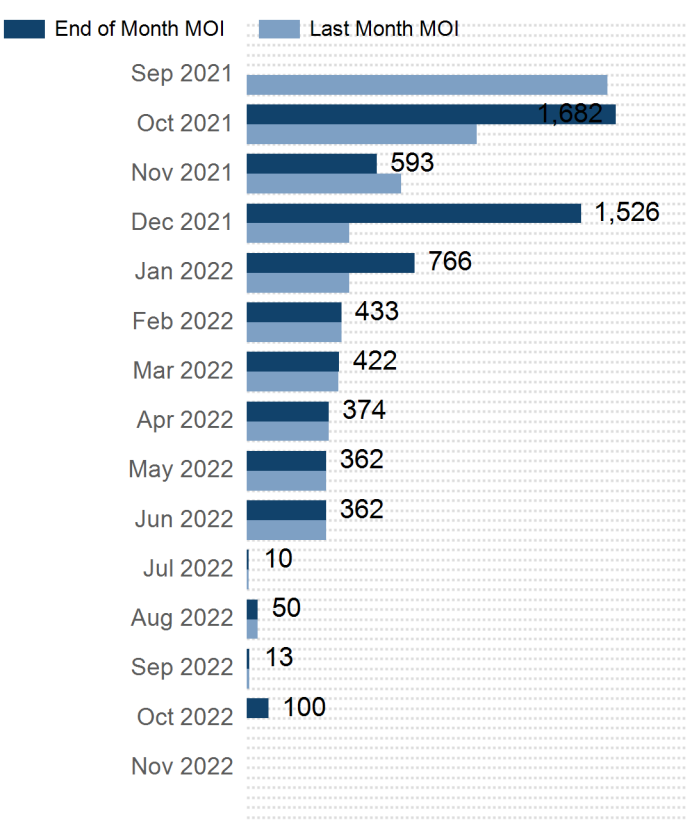
| Volume (Excl UNA) - Sep 2021 |        |
|------------------------------|--------|
| Lots                         | 19,106 |

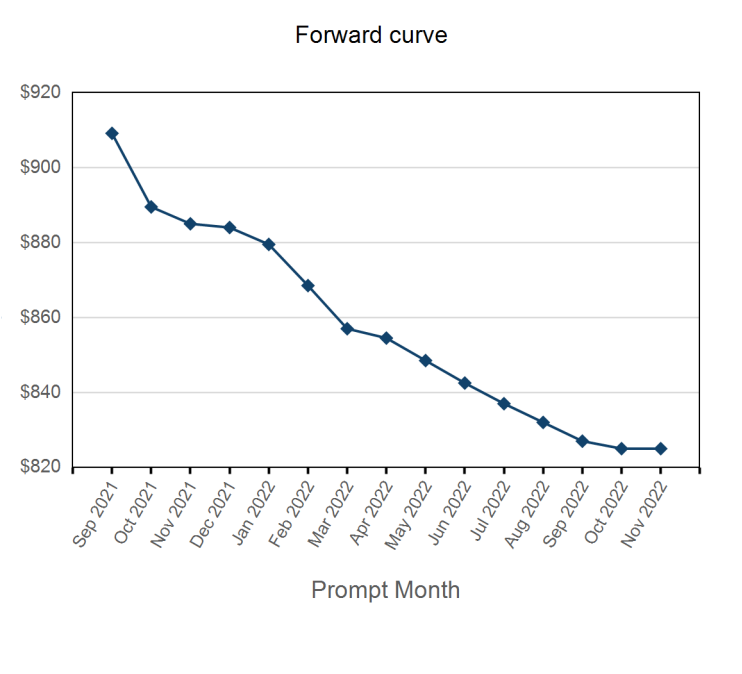
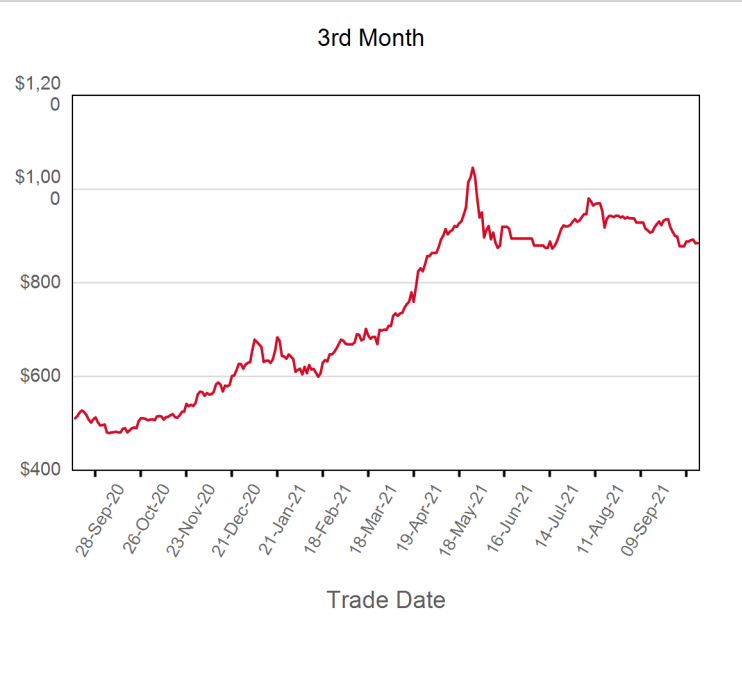
| Volume - Sep 2021 |         |
|-------------------|---------|
| Lots              | 21,370  |
| Tonnes            | 213,700 |

| Volume - Year To date |           |
|-----------------------|-----------|
| Lots                  | 208,956   |
| Tonnes                | 2,089,560 |



| Prompt Month | End of Month - Daily Settlement | Volume | End of Month MOI |
|--------------|---------------------------------|--------|------------------|
| Sep 2021     | \$439.88                        | 1,397  |                  |
| Oct 2021     | \$445.00                        | 6,307  | 1,682            |
| Nov 2021     | \$442.00                        | 6,054  | 593              |
| Dec 2021     | \$446.50                        | 5,071  | 1,526            |
| Jan 2022     | \$442.50                        | 1,996  | 766              |
| Feb 2022     | \$438.00                        | 250    | 433              |
| Mar 2022     | \$435.50                        | 15     | 422              |
| Apr 2022     | \$432.00                        | 34     | 374              |
| May 2022     | \$431.00                        | 3      | 362              |
| Jun 2022     | \$422.50                        | 18     | 362              |
| Jul 2022     | \$422.50                        |        | 10               |
| Aug 2022     | \$422.00                        | 6      | 50               |
| Sep 2022     | \$419.00                        |        | 13               |
| Oct 2022     | \$416.00                        | 219    | 100              |
| Nov 2022     | \$416.00                        |        |                  |



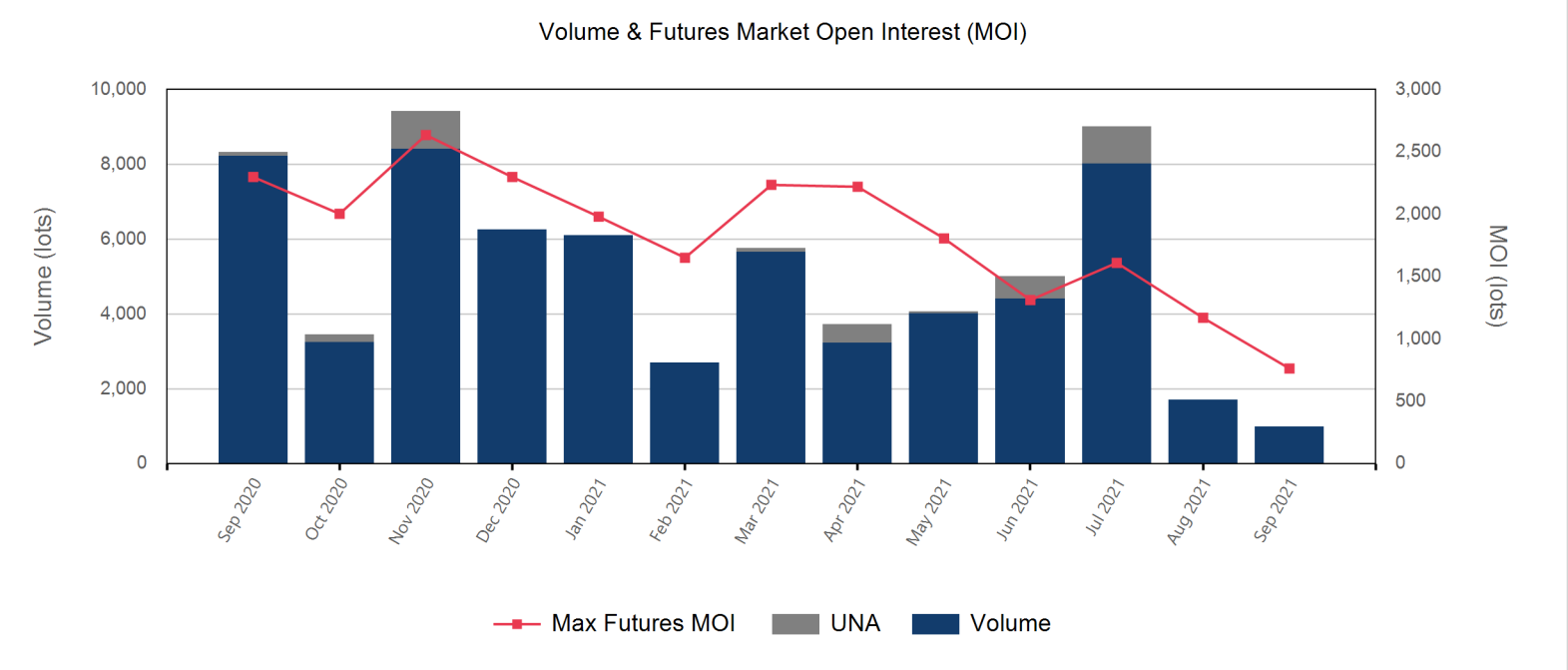


| Front Month |          |
|-------------|----------|
| Average     | \$911.71 |
| Minimum     | \$900.00 |
| Maximum     | \$930.00 |

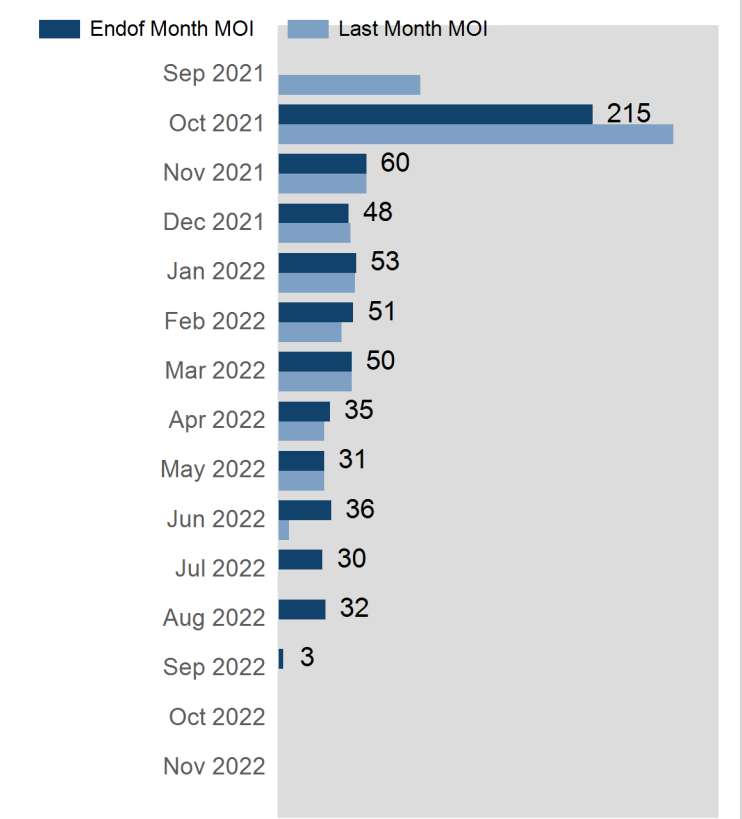
| Volume (Excl UNA) - Sep 2021 |     |
|------------------------------|-----|
| Lots                         | 984 |

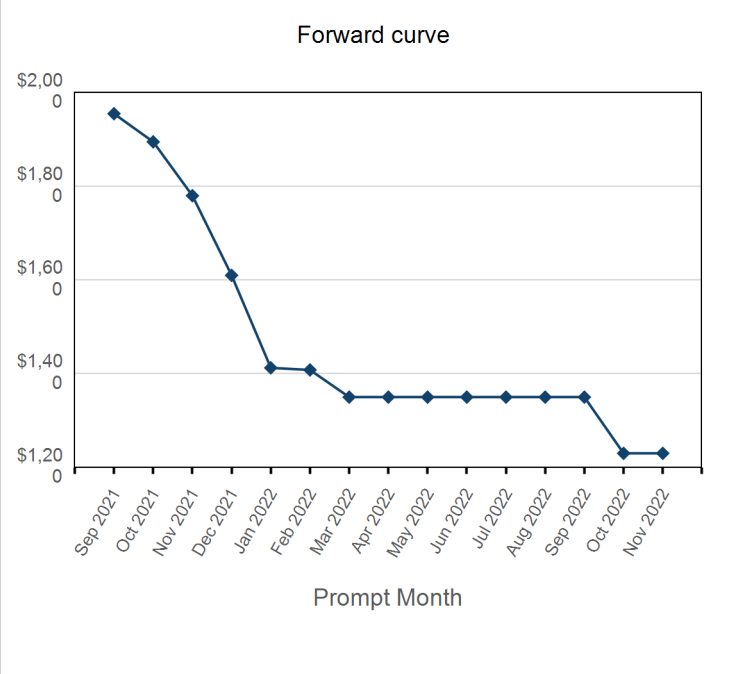
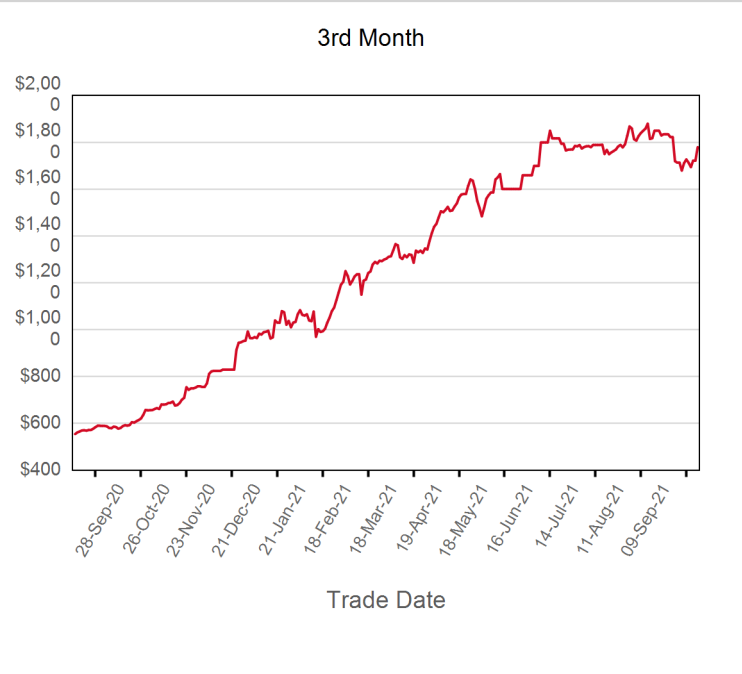
| Volume - Sep 2021 |       |
|-------------------|-------|
| Lots              | 984   |
| Tonnes            | 9,840 |

| Volume - Year To date |         |
|-----------------------|---------|
| Lots                  | 39,059  |
| Tonnes                | 390,590 |



| Prompt Month | End of Month - Daily Settlement | Volume | Endof Month MOI |
|--------------|---------------------------------|--------|-----------------|
| Sep 2021     | \$909.14                        | 127    |                 |
| Oct 2021     | \$889.50                        | 449    | 215             |
| Nov 2021     | \$885.00                        | 9      | 60              |
| Dec 2021     | \$884.00                        | 27     | 48              |
| Jan 2022     | \$879.50                        | 17     | 53              |
| Feb 2022     | \$868.50                        | 71     | 51              |
| Mar 2022     | \$857.00                        | 24     | 50              |
| Apr 2022     | \$854.50                        | 42     | 35              |
| May 2022     | \$848.50                        | 26     | 31              |
| Jun 2022     | \$842.50                        | 62     | 36              |
| Jul 2022     | \$837.00                        | 60     | 30              |
| Aug 2022     | \$832.00                        | 64     | 32              |
| Sep 2022     | \$827.00                        | 6      | 3               |
| Oct 2022     | \$825.00                        |        |                 |
| Nov 2022     | \$825.00                        |        |                 |



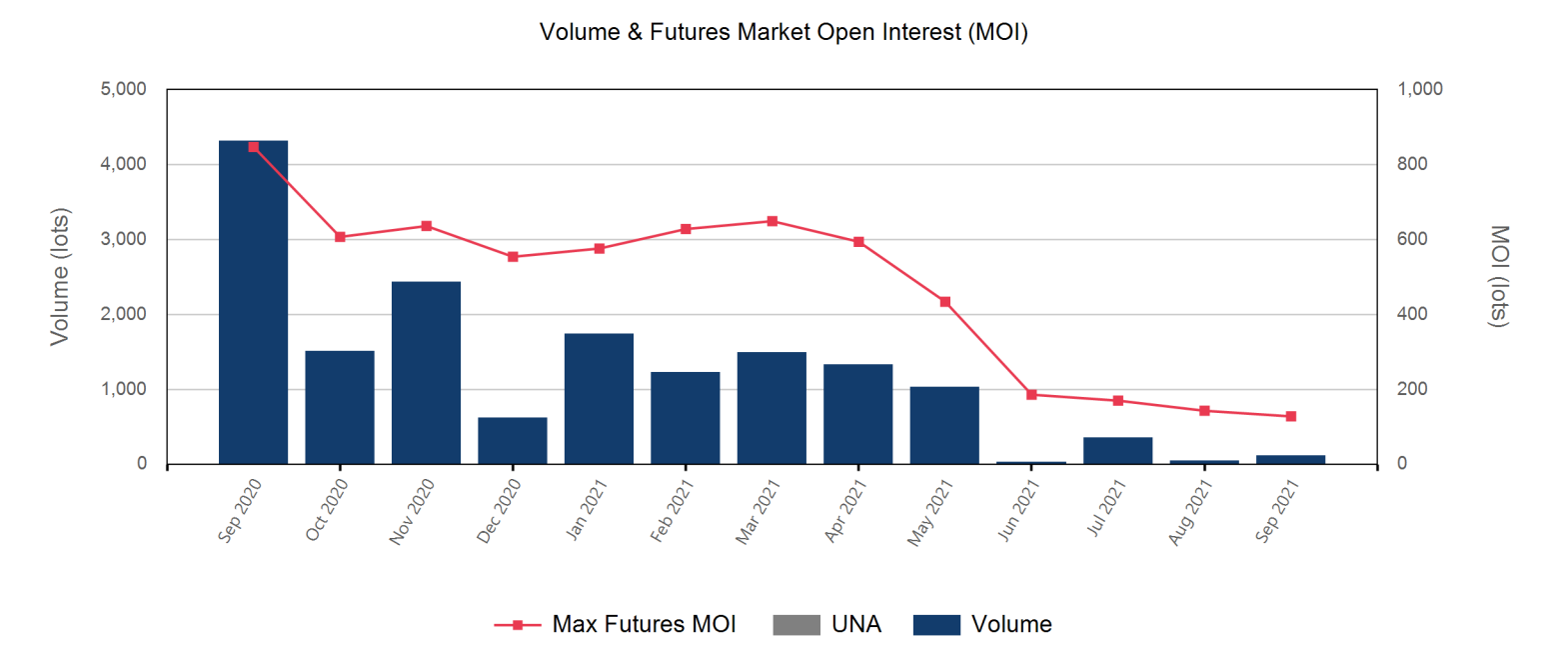


| Front Month |            |
|-------------|------------|
| Average     | \$1,944.73 |
| Minimum     | \$1,930.50 |
| Maximum     | \$1,955.00 |

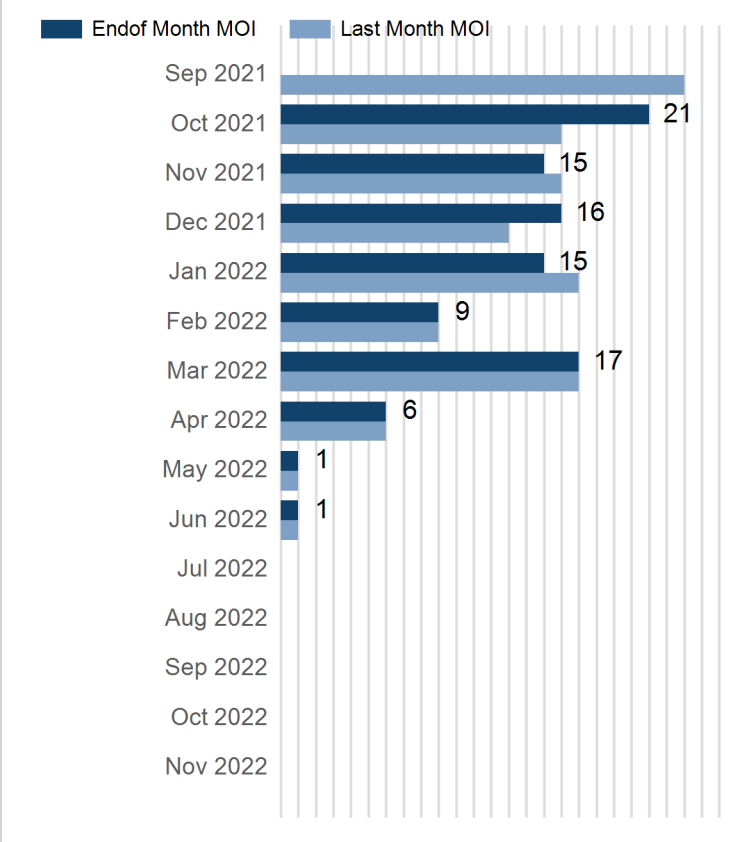
| Volume (Excl UNA) - Sep 2021 |     |
|------------------------------|-----|
| Lots                         | 116 |

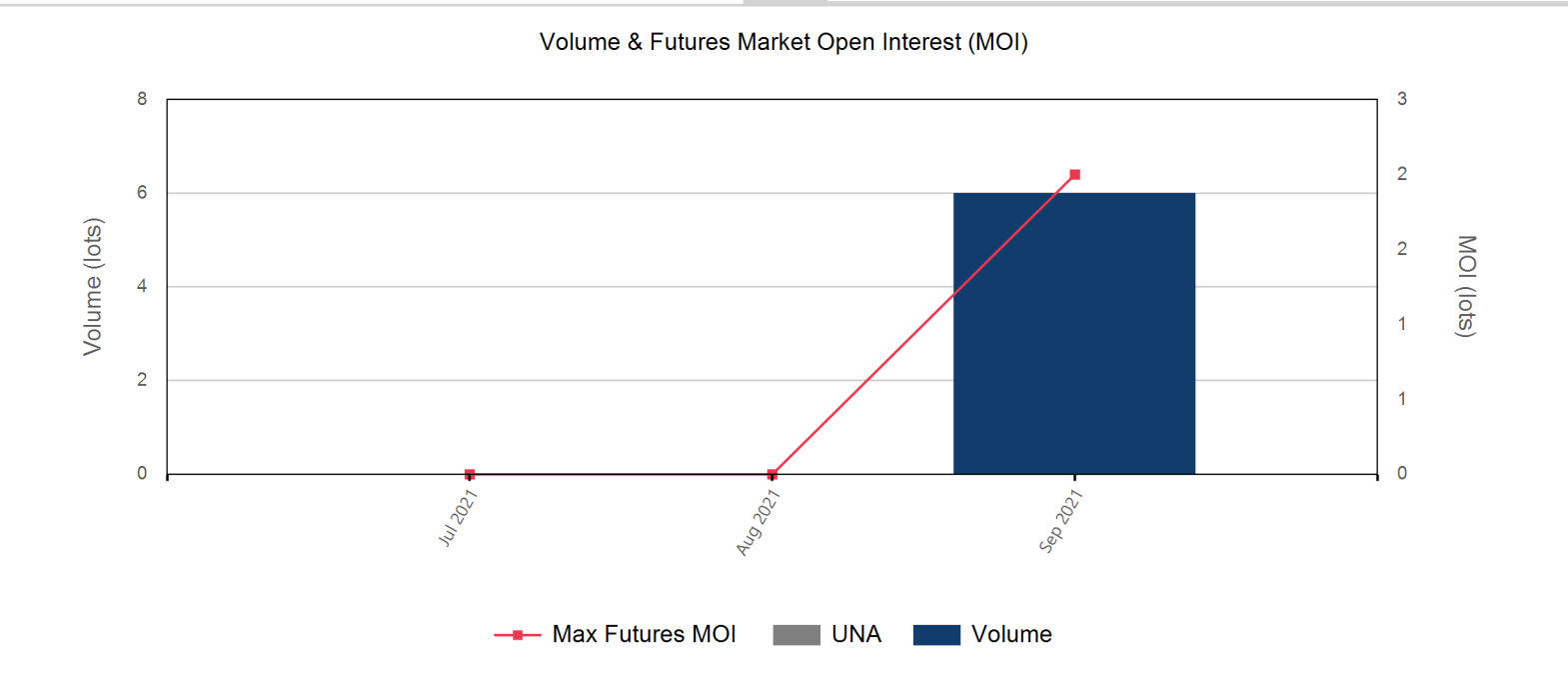
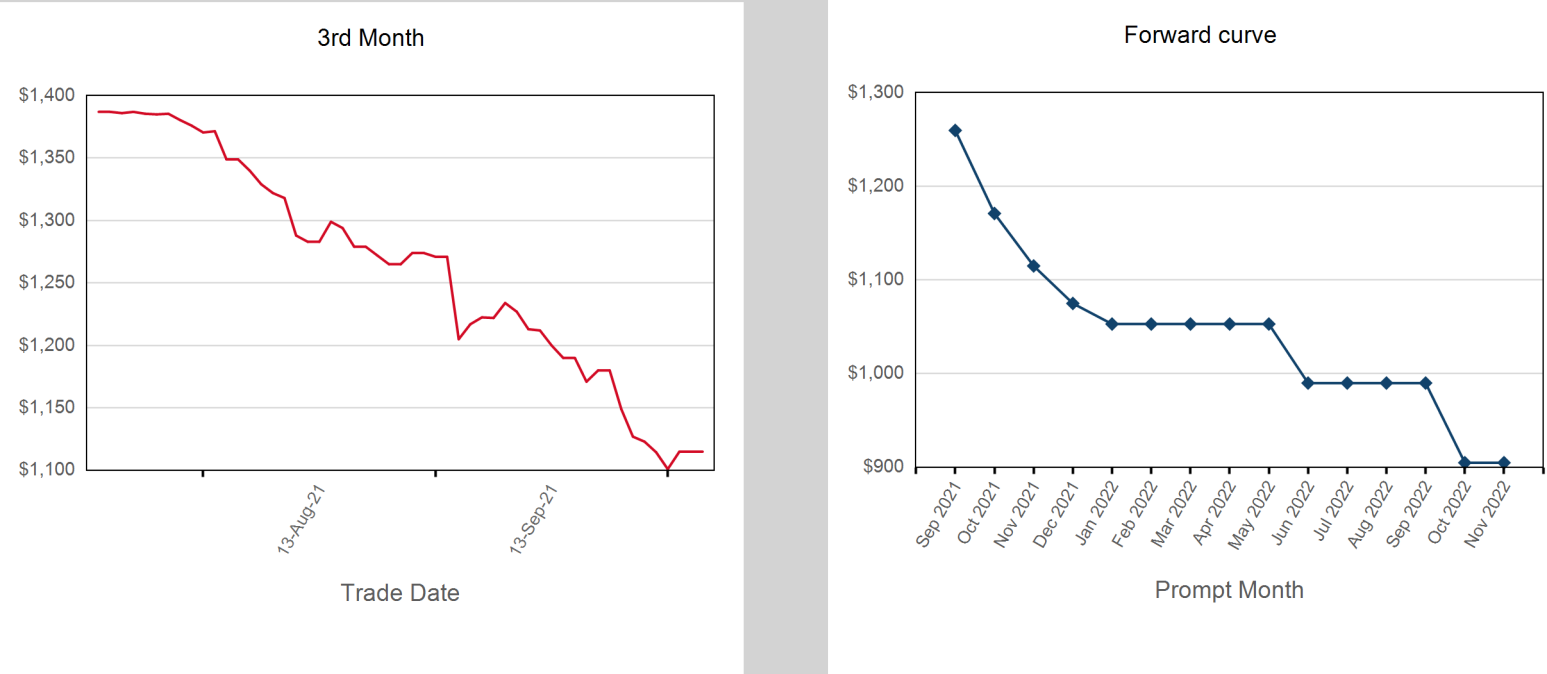
| Volume - Sep 2021 |       |
|-------------------|-------|
| Lots              | 116   |
| Short tons        | 1,160 |

| Volume - Year To date |        |
|-----------------------|--------|
| Lots                  | 7,367  |
| Short tons            | 73,670 |

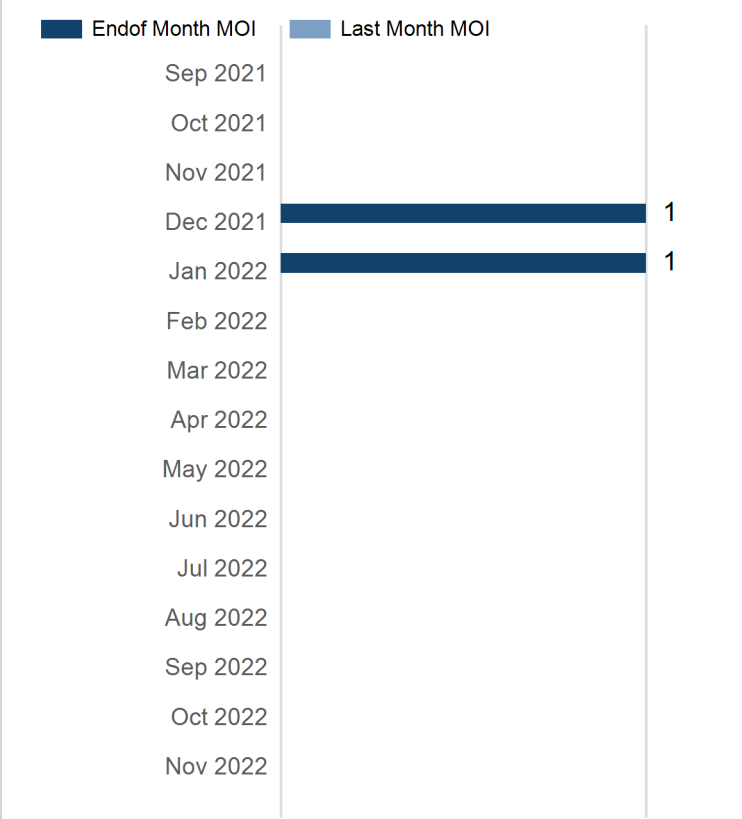


| Prompt Month | End of Month - Daily Settlement | Volume | End of Month MOI |
|--------------|---------------------------------|--------|------------------|
| Sep 2021     | \$1,955.00                      |        |                  |
| Oct 2021     | \$1,895.00                      | 71     | 21               |
| Nov 2021     | \$1,780.00                      | 18     | 15               |
| Dec 2021     | \$1,610.00                      | 21     | 16               |
| Jan 2022     | \$1,412.50                      | 6      | 15               |
| Feb 2022     | \$1,408.00                      |        | 9                |
| Mar 2022     | \$1,350.00                      |        | 17               |
| Apr 2022     | \$1,350.00                      |        | 6                |
| May 2022     | \$1,350.00                      |        | 1                |
| Jun 2022     | \$1,350.00                      |        | 1                |
| Jul 2022     | \$1,350.00                      |        |                  |
| Aug 2022     | \$1,350.00                      |        |                  |
| Sep 2022     | \$1,350.00                      |        |                  |
| Oct 2022     | \$1,230.00                      |        |                  |
| Nov 2022     | \$1,230.00                      |        |                  |





| Prompt Month | End of Month - Daily Settlement | Volume | Endof Month MOI |
|--------------|---------------------------------|--------|-----------------|
| Sep 2021     | \$1,259.67                      |        |                 |
| Oct 2021     | \$1,171.00                      |        |                 |
| Nov 2021     | \$1,115.00                      |        |                 |
| Dec 2021     | \$1,075.00                      | 3      | 1               |
| Jan 2022     | \$1,053.00                      | 3      | 1               |
| Feb 2022     | \$1,053.00                      |        |                 |
| Mar 2022     | \$1,053.00                      |        |                 |
| Apr 2022     | \$1,053.00                      |        |                 |
| May 2022     | \$1,053.00                      |        |                 |
| Jun 2022     | \$990.00                        |        |                 |
| Jul 2022     | \$990.00                        |        |                 |
| Aug 2022     | \$990.00                        |        |                 |
| Sep 2022     | \$990.00                        |        |                 |
| Oct 2022     | \$905.00                        |        |                 |
| Nov 2022     | \$905.00                        |        |                 |



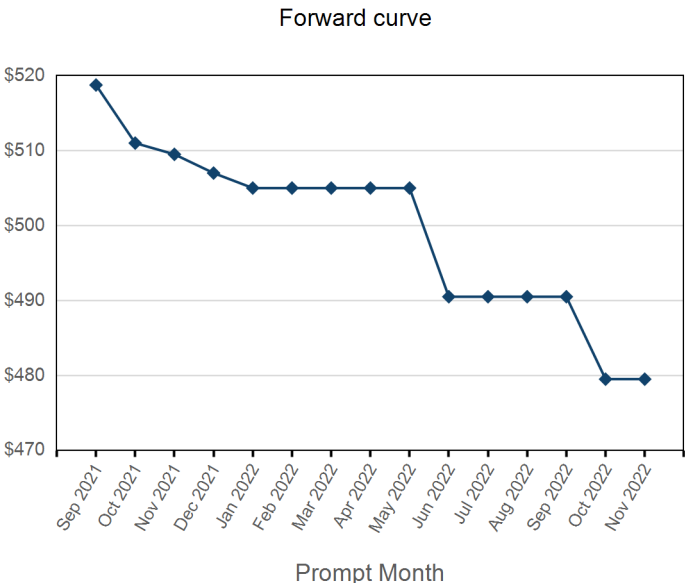
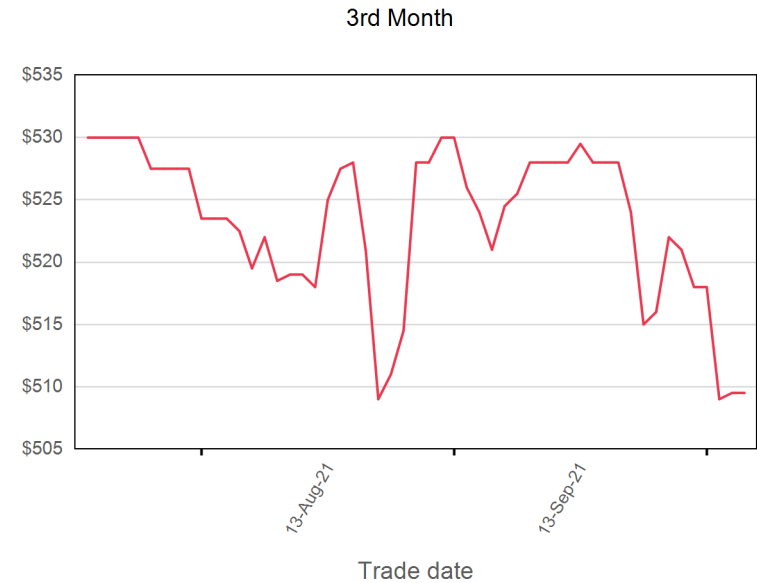
| Front Month |            |
|-------------|------------|
| Average     | \$1,285.08 |
| Minimum     | \$1,259.67 |
| Maximum     | \$1,301.00 |

| Volume (Excl UNA) - Sep 2021 |   |
|------------------------------|---|
| Lots                         | 6 |

| Volume - Sep 2021 |    |
|-------------------|----|
| Lots              | 6  |
| Tonnes            | 60 |

| Volume - Year To date |    |
|-----------------------|----|
| Lots                  | 6  |
| Tonnes                | 60 |



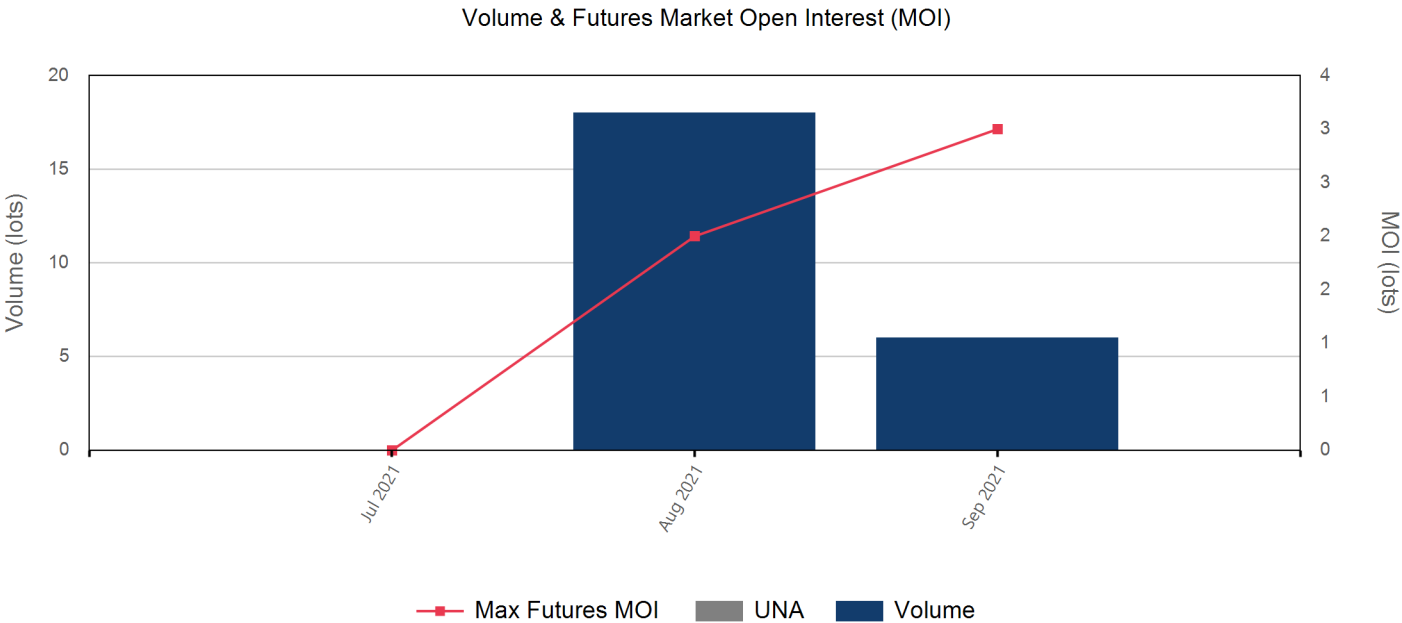


| Front Month |          |
|-------------|----------|
| Average     | \$522.26 |
| Minimum     | \$517.50 |
| Maximum     | \$525.00 |

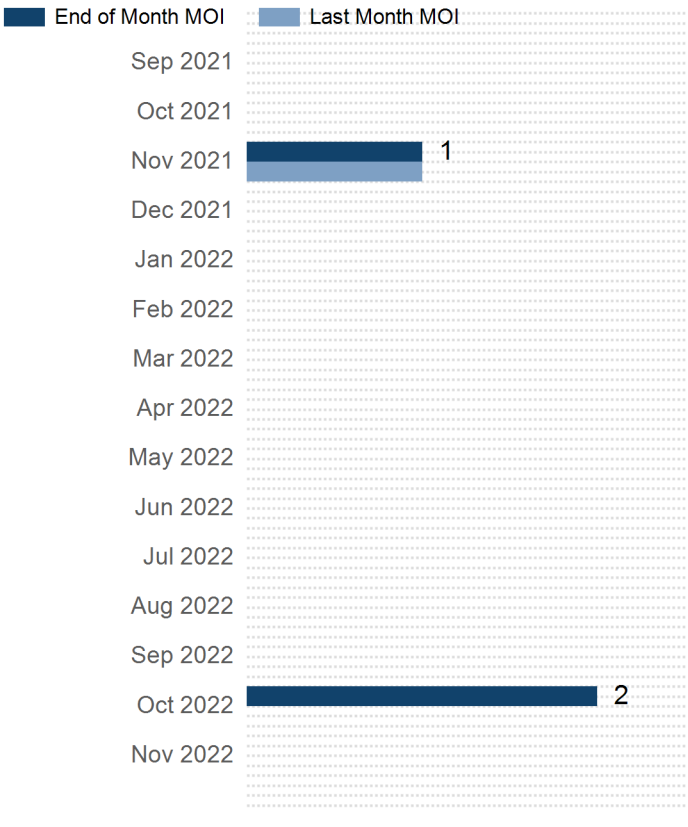
| Volume (Excl UNA) - Sep 2021 |   |
|------------------------------|---|
| Lots                         | 6 |

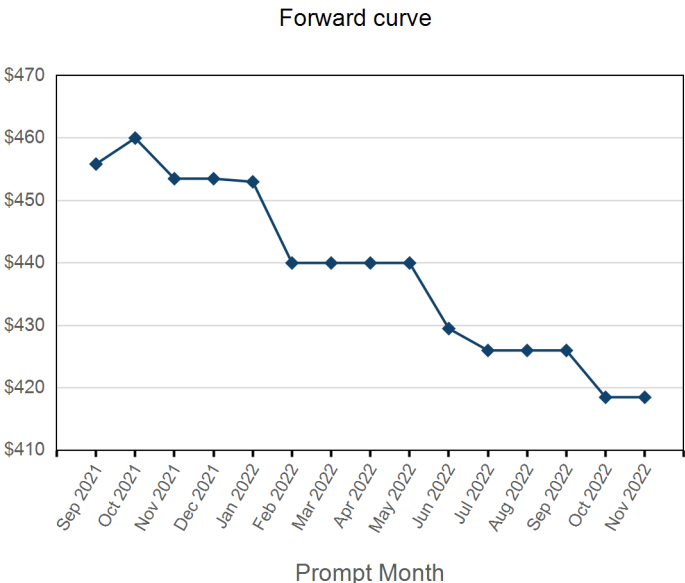
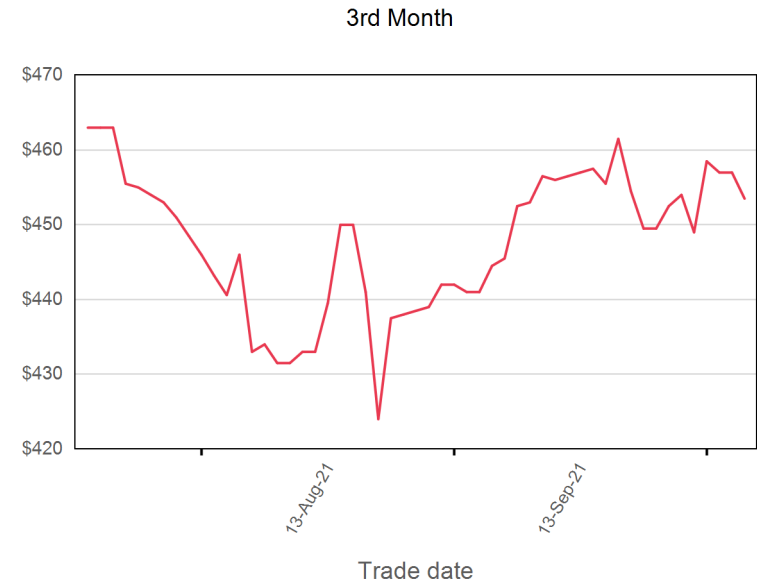
| Volume - Sep 2021 |    |
|-------------------|----|
| Lots              | 6  |
| Tonnes            | 60 |

| Volume - Year To date |     |
|-----------------------|-----|
| Lots                  | 24  |
| Tonnes                | 240 |



| Prompt Month | End of Month - Daily Settlement | Volume | End of Month MOI |
|--------------|---------------------------------|--------|------------------|
| Sep 2021     | \$518.75                        |        |                  |
| Oct 2021     | \$511.00                        |        |                  |
| Nov 2021     | \$509.50                        |        | 1                |
| Dec 2021     | \$507.00                        |        |                  |
| Jan 2022     | \$505.00                        |        |                  |
| Feb 2022     | \$505.00                        |        |                  |
| Mar 2022     | \$505.00                        |        |                  |
| Apr 2022     | \$505.00                        |        |                  |
| May 2022     | \$505.00                        |        |                  |
| Jun 2022     | \$490.50                        |        |                  |
| Jul 2022     | \$490.50                        |        |                  |
| Aug 2022     | \$490.50                        |        |                  |
| Sep 2022     | \$490.50                        |        |                  |
| Oct 2022     | \$479.50                        | 6      | 2                |
| Nov 2022     | \$479.50                        |        |                  |



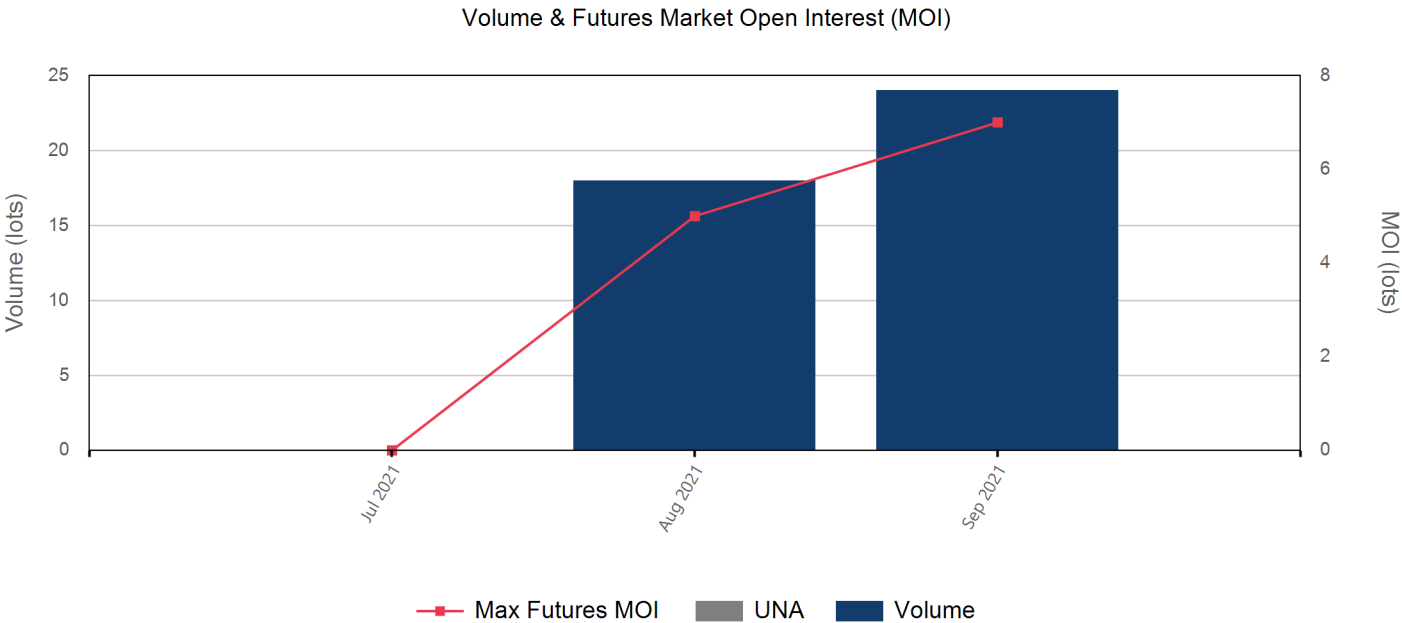


| Front Month |          |
|-------------|----------|
| Average     | \$453.17 |
| Minimum     | \$442.00 |
| Maximum     | \$457.00 |

| Volume (Excl UNA) - Sep 2021 |    |
|------------------------------|----|
| Lots                         | 24 |

| Volume - Sep 2021 |     |
|-------------------|-----|
| Lots              | 24  |
| Tonnes            | 240 |

| Volume - Year To date |     |
|-----------------------|-----|
| Lots                  | 42  |
| Tonnes                | 420 |



| Prompt Month | End of Month - Daily Settlement | Volume | End of Month MOI |
|--------------|---------------------------------|--------|------------------|
| Sep 2021     | \$455.84                        |        |                  |
| Oct 2021     | \$460.00                        | 24     | 2                |
| Nov 2021     | \$453.50                        |        |                  |
| Dec 2021     | \$453.50                        |        |                  |
| Jan 2022     | \$453.00                        |        |                  |
| Feb 2022     | \$440.00                        |        |                  |
| Mar 2022     | \$440.00                        |        |                  |
| Apr 2022     | \$440.00                        |        |                  |
| May 2022     | \$440.00                        |        |                  |
| Jun 2022     | \$429.50                        |        |                  |
| Jul 2022     | \$426.00                        |        |                  |
| Aug 2022     | \$426.00                        |        |                  |
| Sep 2022     | \$426.00                        |        |                  |
| Oct 2022     | \$418.50                        |        |                  |
| Nov 2022     | \$418.50                        |        |                  |

