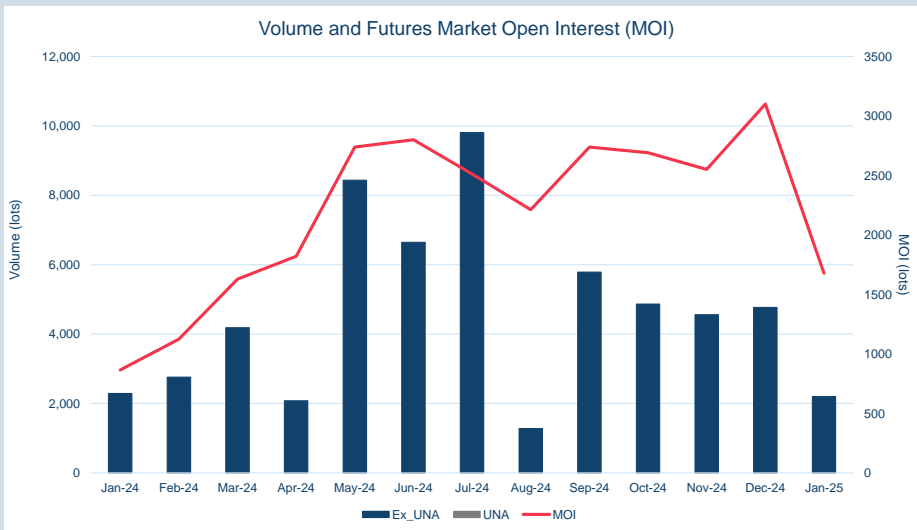


Front Month	
Average	\$560.04
Minimum	\$555.45
Maximum	\$574.00

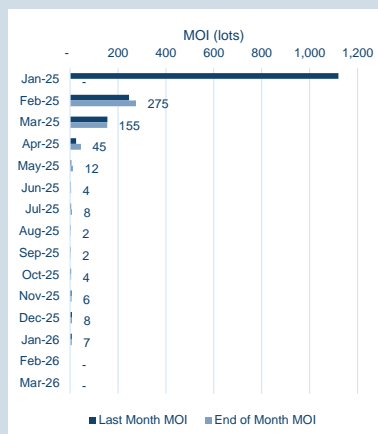
Volume (ex UNA) Jan-2025	
Lots	2,198

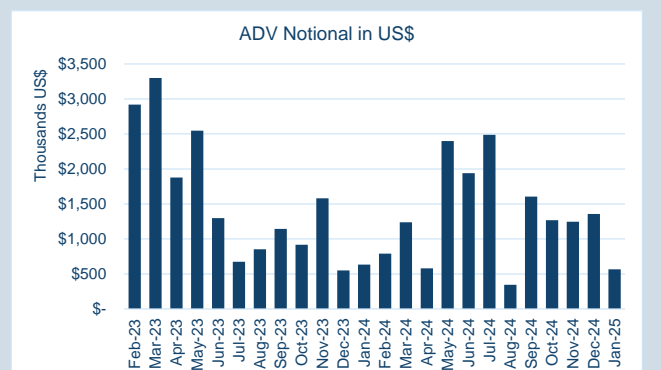
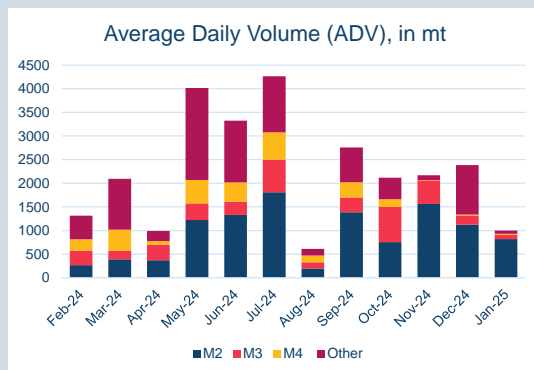
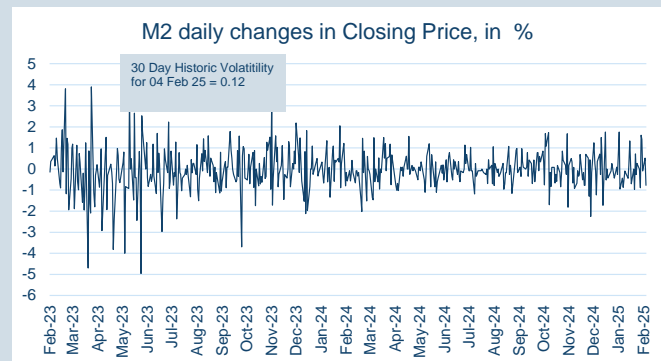
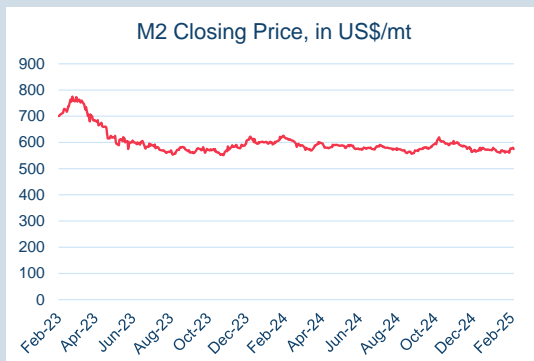
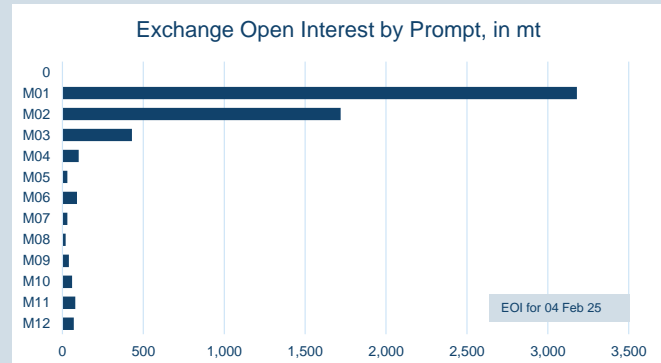
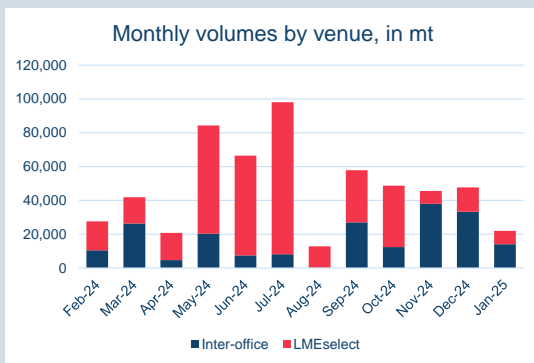
Volume (inc UNA) Jan-2025	
Lots	2,198
Tonnes	21,980

Volume Year To Date	
Lots	2,198
Tonnes	21,980

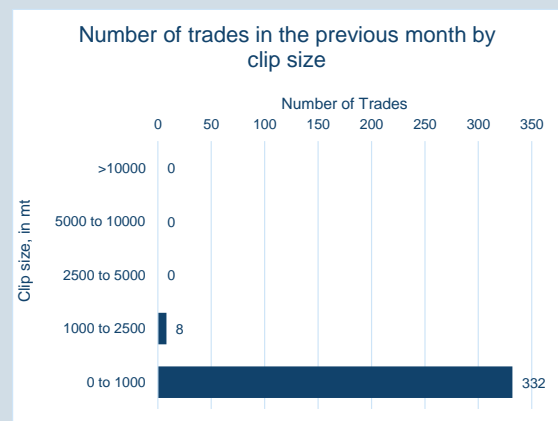


Prompt Month	End of Month - Daily Settlement	Volume (inc UNA)	End of Month - MOI
Jan-25	\$ 555.45	106	-
Feb-25	\$ 576.50	1,798	275
Mar-25	\$ 584.50	199	155
Apr-25	\$ 586.50	49	45
May-25	\$ 589.50	26	12
Jun-25	\$ 590.50	10	4
Jul-25	\$ 591.50	10	8
Aug-25	\$ 592.50	-	2
Sep-25	\$ 593.50	-	2
Oct-25	\$ 593.50	-	4
Nov-25	\$ 597.50	-	6
Dec-25	\$ 600.50	-	8
Jan-26	\$ 605.50	-	7
Feb-26	\$ 607.50	-	-
Mar-26	\$ 607.50	-	-



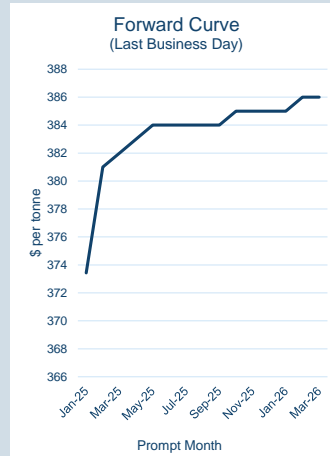


Contract specifications	
Contract Code	SRD
Underlying Index	Platts Steel Rebar FOB Turkey
Initial Margin	\$440 per lot (as of Nov-24)
Bloomberg Ticker	JBPA Comdty
EIKON RIC	0#CSRRF:
TT Product Code	SRFCECS
CQG Product Code	SSR
Lot Size	10 metric tonnes
Price Quotation	US\$ / metric tonne
Contract Type	Cash settled futures
Contract Period	Monthly out to 15 months
Trading Venues	LMEselect and Inter-office telephone
Margining	Realised variation margins applied
Trading and Clearing Fees	US\$0.30 per lot (US\$0.03 per tonne)



© The London Metal Exchange - An HKEX Company, 10 Finsbury Square, London EC2A 1AJ

The information contained within this presentation is for illustrative and educational purposes only and should not be relied upon in making any investment decision. The past performance of any commodity, derivative or other product referred to in the presentation cannot be relied upon as a guide to its future performance. Whilst every effort has been made to ensure the information is up-to-date and correct, the LME cannot guarantee that it is completely accurate and free from human error. The information is published "as is" without any warranty of any kind, express or implied, as to accuracy of the information and the LME shall not be liable for any losses or damage that may result from use of the presentation as a consequence of any inaccuracies in, or any omissions from, the information which it may contain. The information may not be reproduced, distributed or transmitted to any other person or incorporated in any way into another publication or other material.

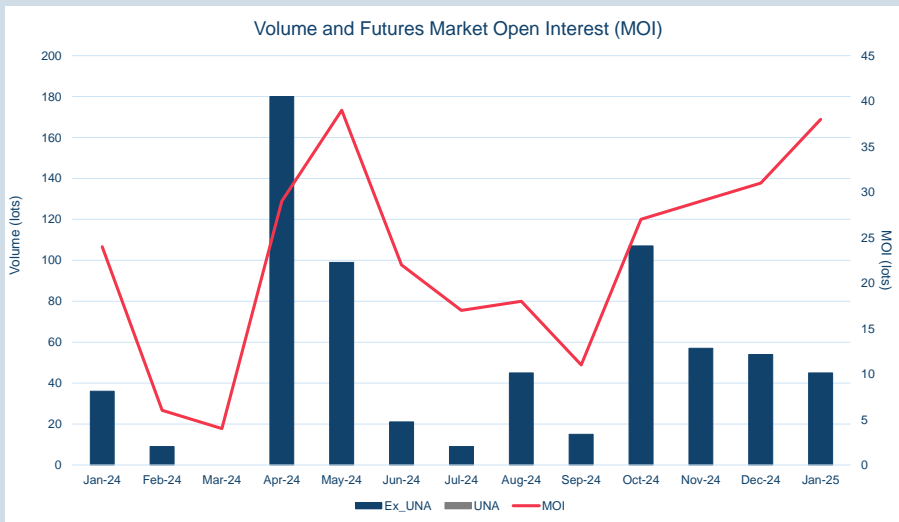


Front Month	
Average	\$382.18
Minimum	\$373.43
Maximum	\$387.00

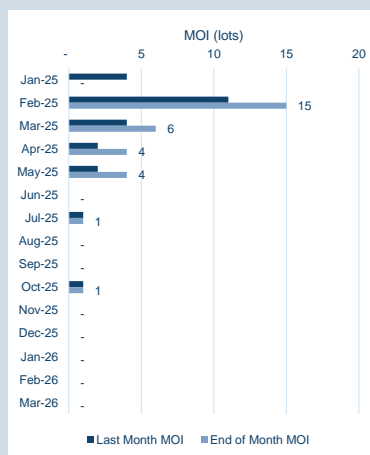
Volume (ex UNA) Jan-2025	
Lots	45

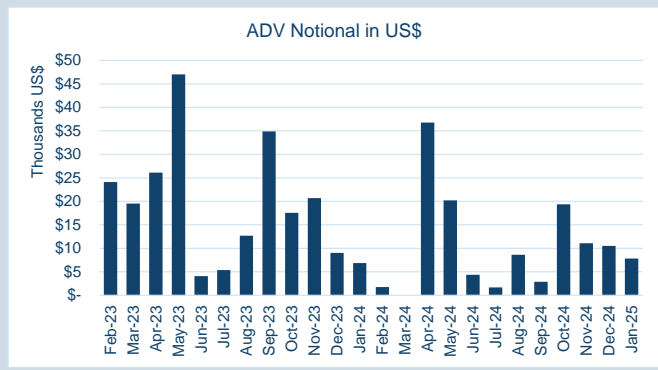
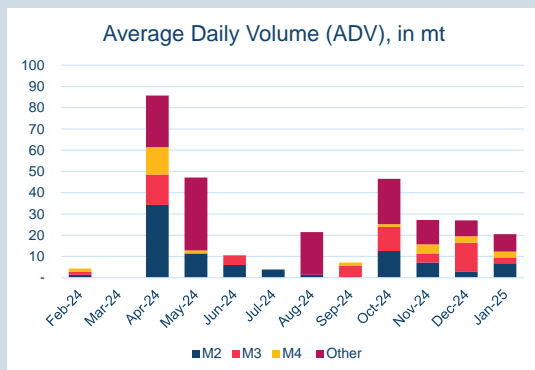
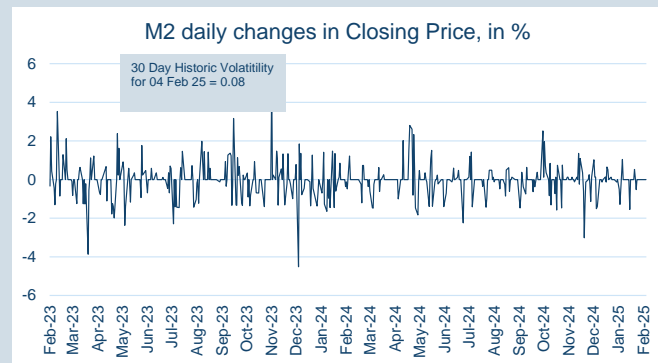
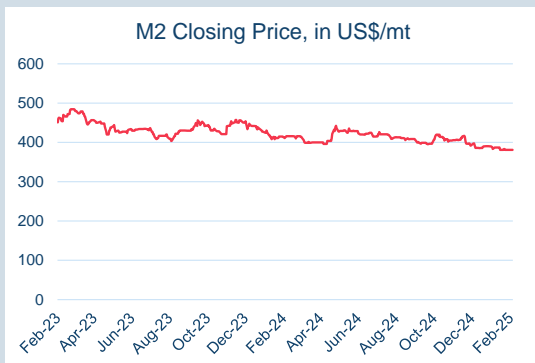
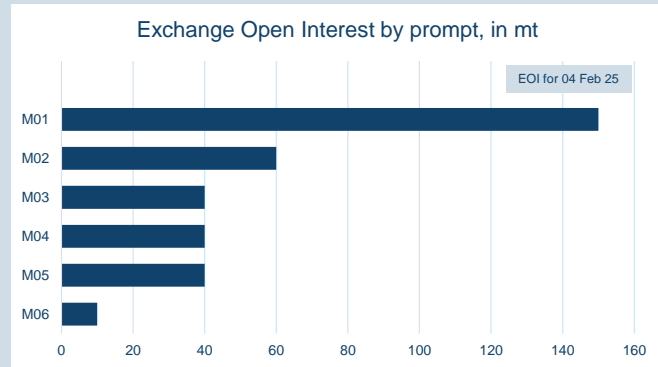
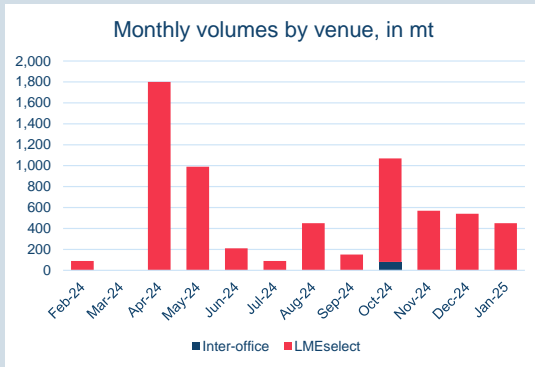
Volume (inc UNA) Jan-2025	
Lots	45
Tonnes	450

Volume Year To Date	
Lots	45
Tonnes	450

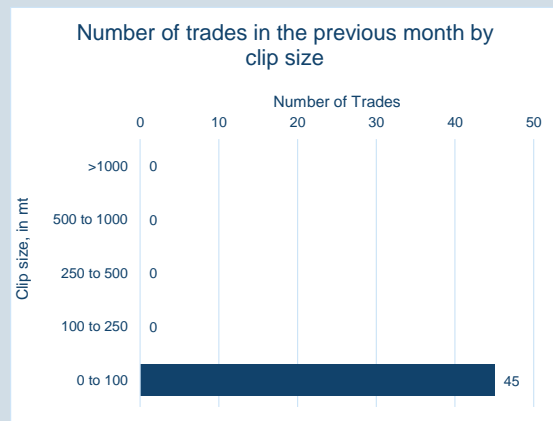


Prompt Month	End of Month - Daily Settlement	Volume (inc UNA)	End of Month - MOI
Jan-25	\$ 373.43	9	-
Feb-25	\$ 381.00	15	15
Mar-25	\$ 382.00	6	6
Apr-25	\$ 383.00	6	4
May-25	\$ 384.00	9	4
Jun-25	\$ 384.00	-	-
Jul-25	\$ 384.00	-	1
Aug-25	\$ 384.00	-	-
Sep-25	\$ 384.00	-	-
Oct-25	\$ 385.00	-	1
Nov-25	\$ 385.00	-	-
Dec-25	\$ 385.00	-	-
Jan-26	\$ 385.00	-	-
Feb-26	\$ 386.00	-	-
Mar-26	\$ 386.00	-	-



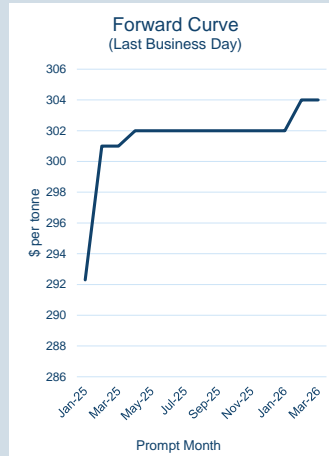


Contract specifications	
Contract Code	SID
Underlying Index	Platts' Shredded Scrap CFR Nhava Sheva
Initial Margin	\$380 per lot (as of Nov-24)
Bloomberg Ticker	LXLA Comdty
EIKON RIC	0#CSSIF:
TT Product Code	SIFCECS
CQG Product Code	LSI
Lot Size	10 metric tonnes
Price Quotation	US\$ / metric tonne
Contract Type	Cash settled futures
Contract Period	Monthly out to 15 months
Trading Venues	LMEselect and Inter-office telephone
Margining	Realised variation margins applied
Trading and Clearing Fees	US\$0.30 per lot (US\$0.03 per tonne)



© The London Metal Exchange - An HKEX Company, 10 Finsbury Square, London EC2A 1AJ

The information contained within this presentation is for illustrative and educational purposes only and should not be relied upon in making any investment decision. The past performance of any commodity, derivative or other product referred to in the presentation cannot be relied upon as a guide to its future performance. Whilst every effort has been made to ensure the information is up-to-date and correct, the LME cannot guarantee that it is completely accurate and free from human error. The information is published "as is" without any warranty of any kind, express or implied, as to accuracy of the information and the LME shall not be liable for any losses or damage that may result from use of the presentation as a consequence of any inaccuracies in, or any omissions from, the information which it may contain. The information may not be reproduced, distributed or transmitted to any other person or incorporated in any way into another publication or other material.

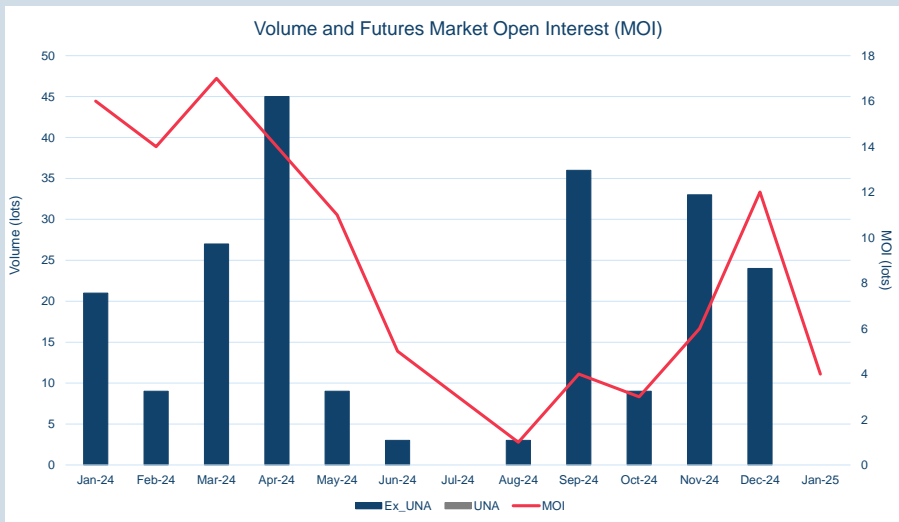


Front Month	
Average	\$295.70
Minimum	\$292.30
Maximum	\$296.00

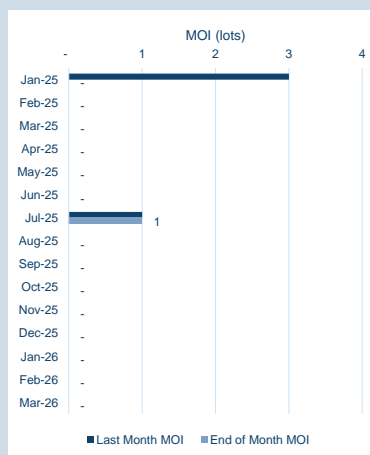
Volume (ex UNA) Jan-2025	
Lots	-

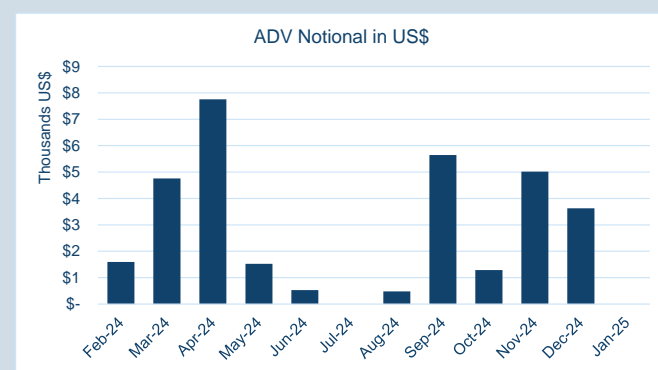
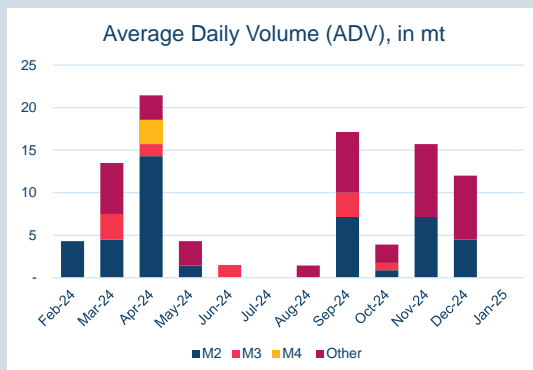
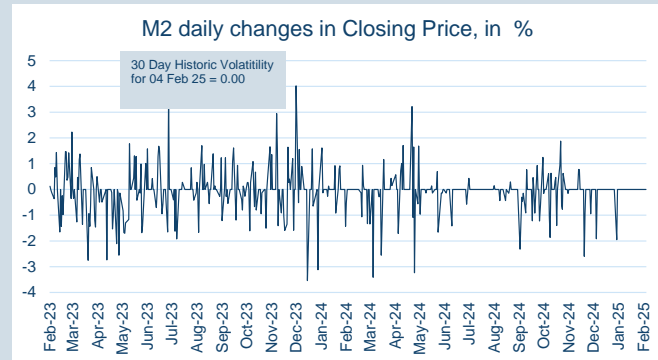
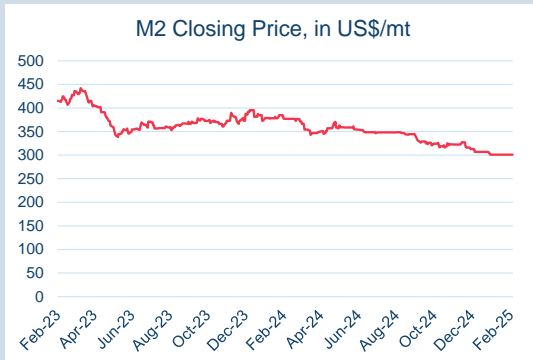
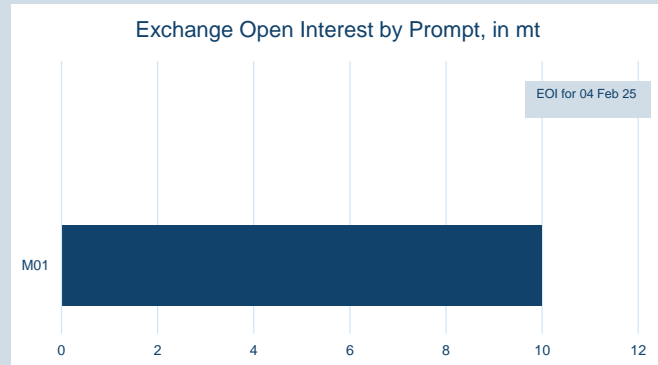
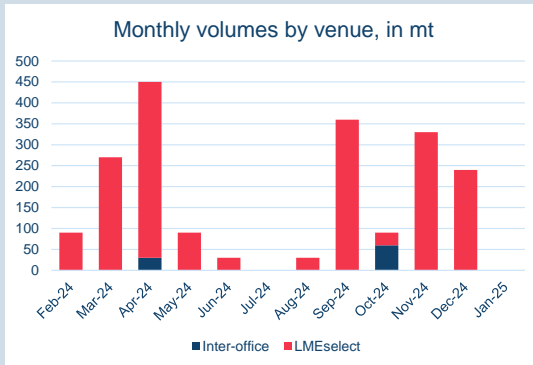
Volume (inc UNA) Jan-2025	
Lots	-
Tonnes	-

Volume Year To Date	
Lots	-
Tonnes	-

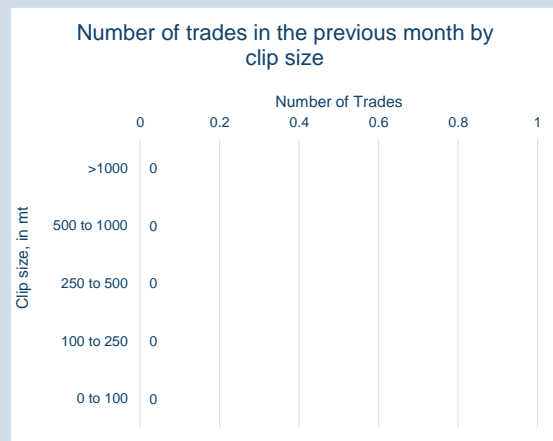


Prompt Month	End of Month - Daily Settlement	Volume (inc UNA)	End of Month - MOI
Jan-25	\$ 292.30	-	-
Feb-25	\$ 301.00	-	-
Mar-25	\$ 301.00	-	-
Apr-25	\$ 302.00	-	-
May-25	\$ 302.00	-	-
Jun-25	\$ 302.00	-	-
Jul-25	\$ 302.00	-	1
Aug-25	\$ 302.00	-	-
Sep-25	\$ 302.00	-	-
Oct-25	\$ 302.00	-	-
Nov-25	\$ 302.00	-	-
Dec-25	\$ 302.00	-	-
Jan-26	\$ 302.00	-	-
Feb-26	\$ 304.00	-	-
Mar-26	\$ 304.00	-	-



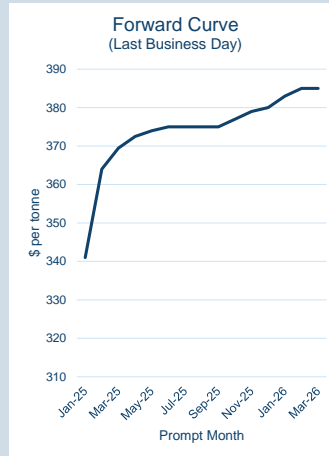


Contract specifications	
Contract Code	STD
Underlying Index	Argus' Ferrous scrap HMS 1/2 (80:20) containerised CFR Taiwan
Initial Margin	\$360 per lot (as of Nov-24)
Bloomberg Ticker	LVAA Comdty
EIKON RIC	0#CSSTF:
TT Product Code	STFCECS
CQG Product Code	LST
Lot Size	10 metric tonnes
Price Quotation	US\$ / metric tonne
Contract Type	Cash settled futures
Contract Period	Monthly out to 15 months
Trading Venues	LMEselect and Inter-office telephone
Margining	Realised variation margins applied
Trading and Clearing Fees	US\$0.30 per lot (US\$0.03 per tonne)



© The London Metal Exchange - An HKEX Company. 10 Finsbury Square, London EC2A 1AJ

The information contained within this presentation is for illustrative and educational purposes only and should not be relied upon in making any investment decision. The past performance of any commodity, derivative or other product referred to in the presentation cannot be relied upon as a guide to its future performance. Whilst every effort has been made to ensure the information is up-to-date and correct, the LME cannot guarantee that it is completely accurate and free from human error. The information is published "as is" without any warranty of any kind, express or implied, as to accuracy of the information and the LME shall not be liable for any losses or damage that may result from use of the presentation as a consequence of any inaccuracies in, or any omissions from, the information which it may contain. The information may not be reproduced, distributed or transmitted to any other person or incorporated in any way into another publication or other material.

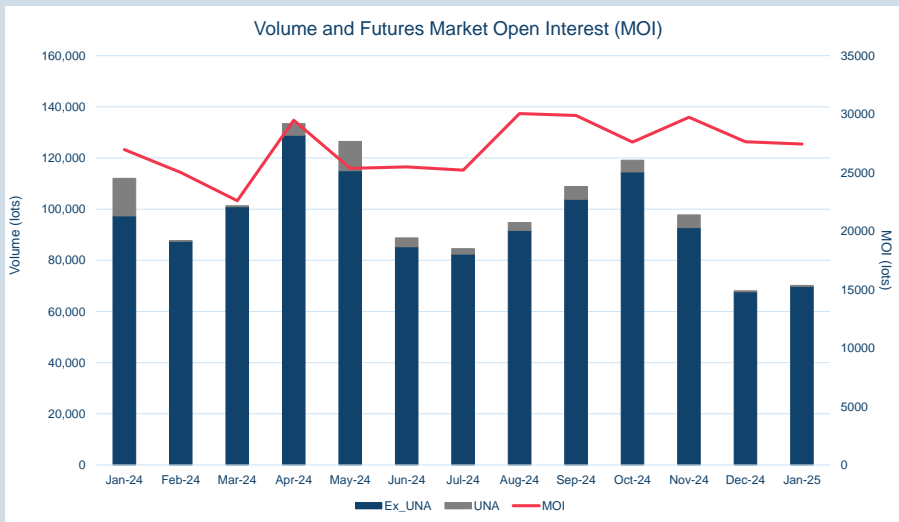


Front Month	
Average	\$343.00
Minimum	\$340.00
Maximum	\$347.50

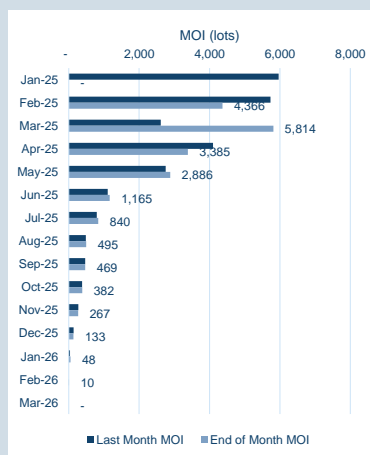
Volume (ex UNA) Jan-2025	
Lots	69,772

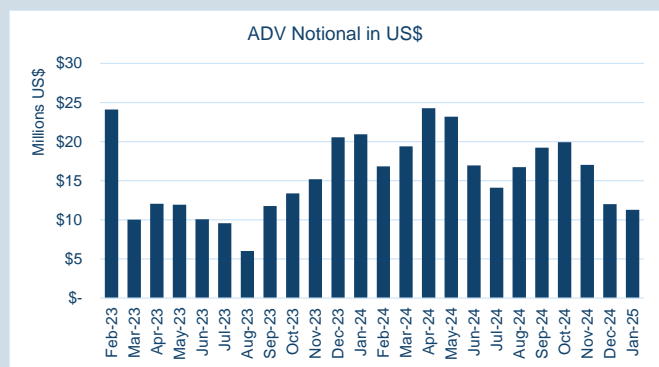
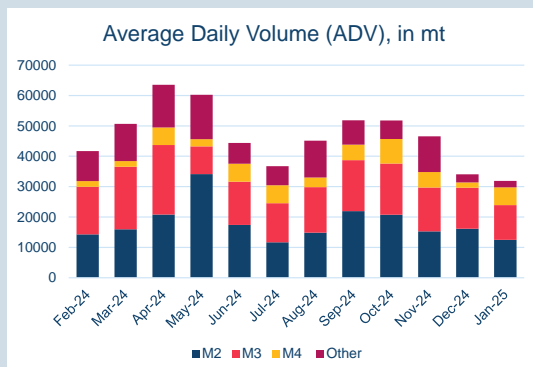
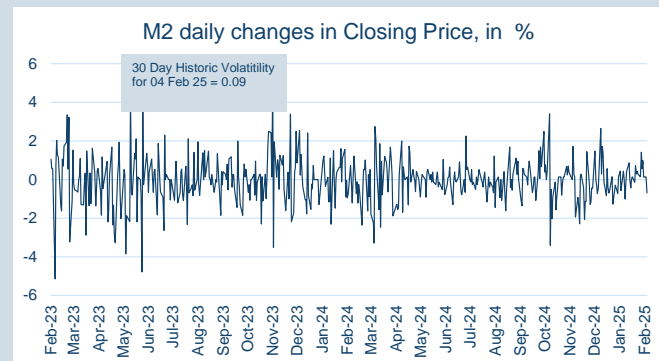
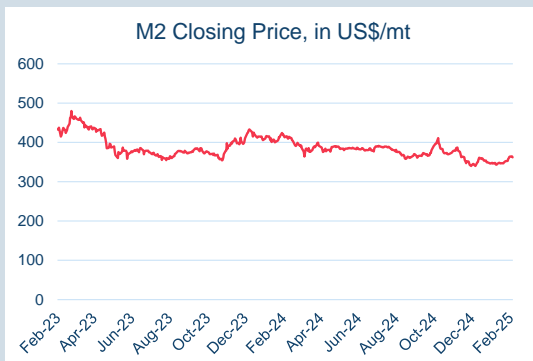
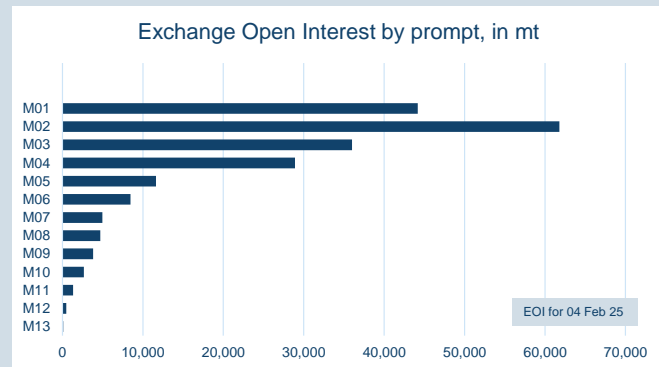
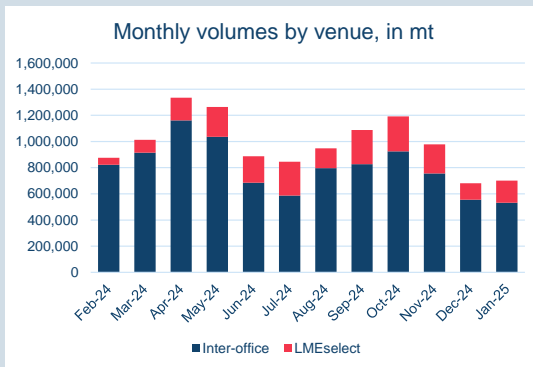
Volume (inc UNA) Jan-2025	
Lots	70,172
Tonnes	701,720

Volume Year To Date	
Lots	70,172
Tonnes	701,720

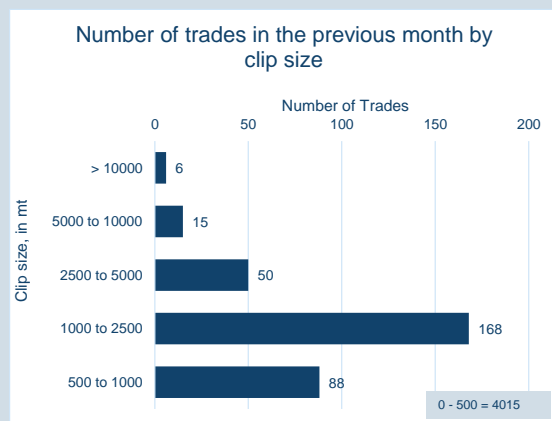


Prompt Month	End of Month - Daily Settlement	Volume (inc UNA)	End of Month - MOI
Jan-25	\$ 341.00	2,571	-
Feb-25	\$ 364.00	27,436	4,366
Mar-25	\$ 369.50	25,210	5,814
Apr-25	\$ 372.50	12,802	3,385
May-25	\$ 374.00	1,277	2,886
Jun-25	\$ 375.00	227	1,165
Jul-25	\$ 375.00	207	840
Aug-25	\$ 375.00	68	495
Sep-25	\$ 375.00	145	469
Oct-25	\$ 377.00	85	382
Nov-25	\$ 379.00	21	267
Dec-25	\$ 380.00	47	133
Jan-26	\$ 383.00	40	48
Feb-26	\$ 385.00	36	10
Mar-26	\$ 385.00	-	-





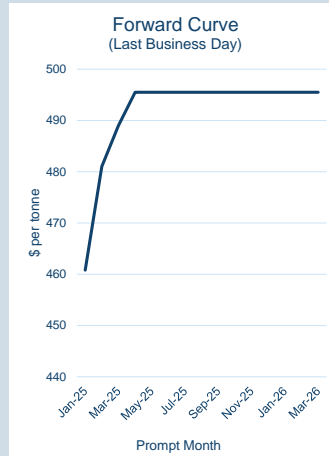
Contract specifications	
Contract Code	SCD
Underlying Index	Platts TSI HMS 1&2 (80:20) CFR Turkey
Initial Margin	\$320 per lot (as of Nov-24)
Bloomberg Ticker	JBOA Comdty
EIKON RIC	0#CSSCF:
TT Product Code	SCFCECS
CQG Product Code	SSC
Lot Size	10 metric tonnes
Price Quotation	US\$ / metric tonne
Contract Type	Cash settled futures
Contract Period	Monthly out to 15 months
Trading Venues	LMEselect and Inter-office telephone
Margining	Realised variation margins applied
Trading and Clearing Fees	US\$0.30 per lot (US\$0.03 per tonne)



© The London Metal Exchange - An HKEX Company, 10 Finsbury Square, London EC2A 1AJ

The information contained within this presentation is for illustrative and educational purposes only and should not be relied upon in making any investment decision. The past performance of any commodity, derivative or other product referred to in the presentation cannot be relied upon as a guide to its future performance. Whilst every effort has been made to ensure the information is up-to-date and correct, the LME cannot guarantee that it is completely accurate and free from human error. The information is published "as is" without any warranty of any kind, express or implied, as to accuracy of the information and the LME shall not be liable for any losses or damage that may result from use of the presentation as a consequence of any inaccuracies in, or any omissions from, the information which it may contain. The information may not be reproduced, distributed or transmitted to any other person or incorporated in any way into another publication or other material.



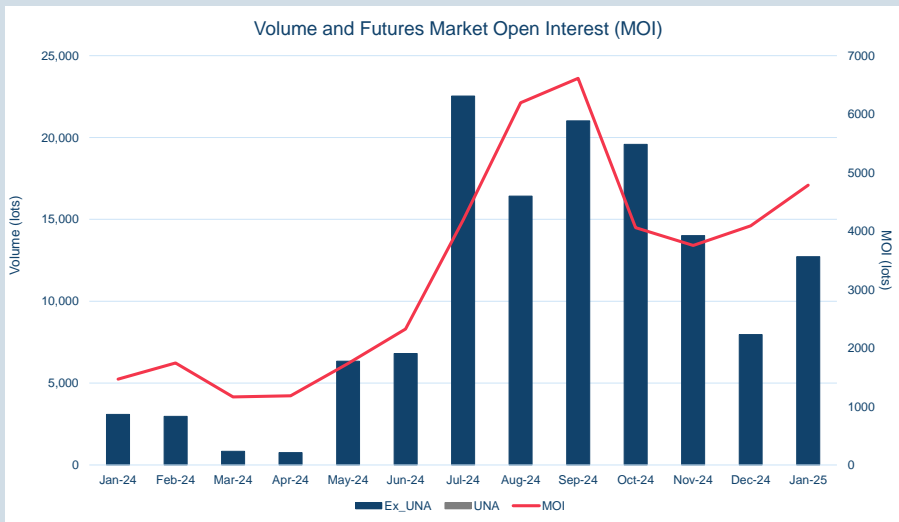


Front Month	
Average	\$463.60
Minimum	\$453.00
Maximum	\$472.00

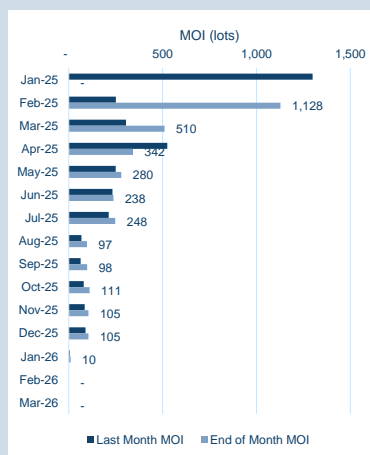
Volume (ex UNA) Jan-2025	
Lots	12,718

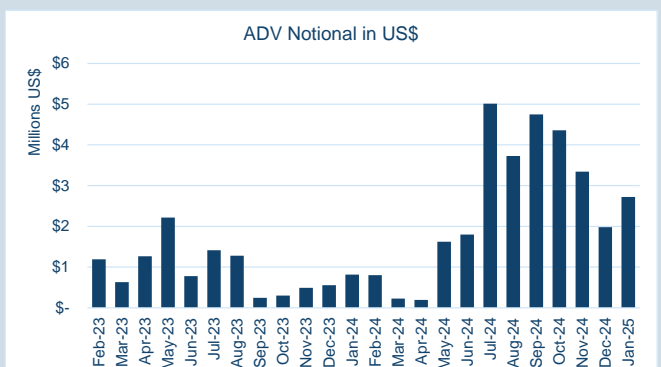
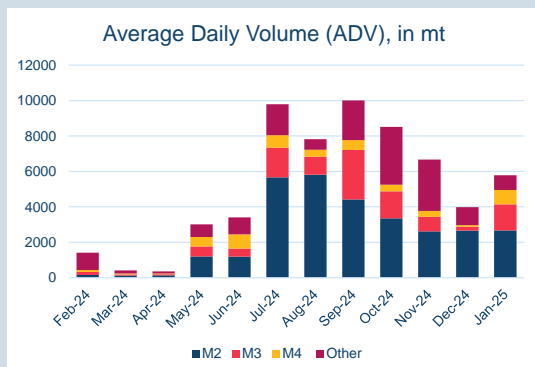
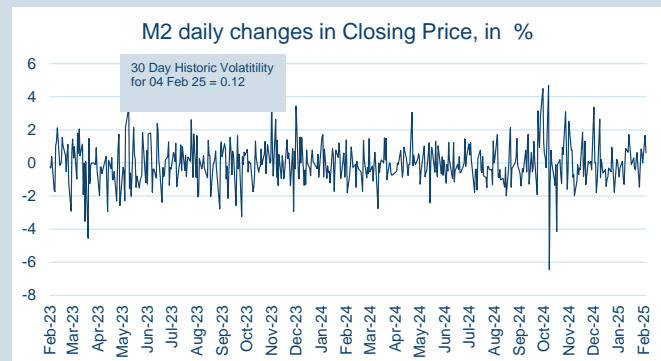
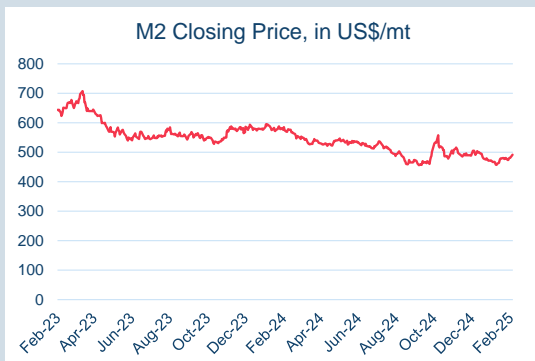
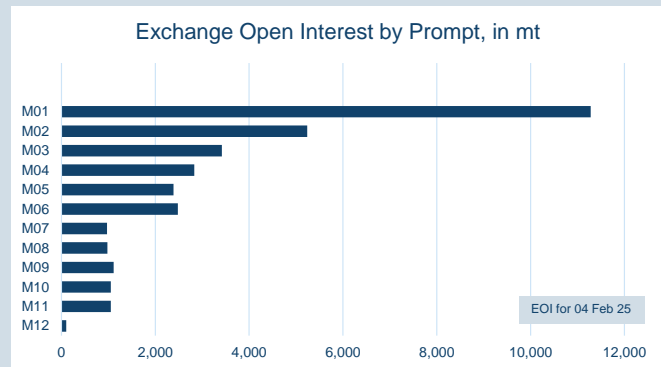
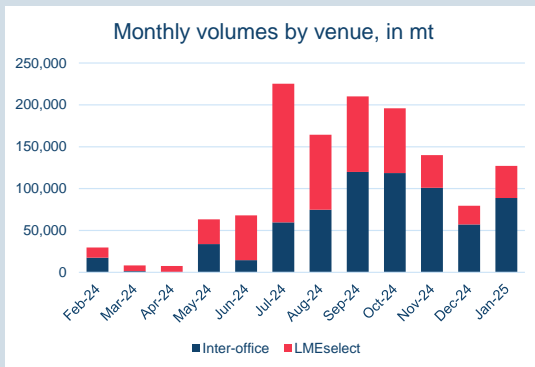
Volume (inc UNA) Jan-2025	
Lots	12,718
Tonnes	127,180

Volume Year To Date	
Lots	12,718
Tonnes	127,180

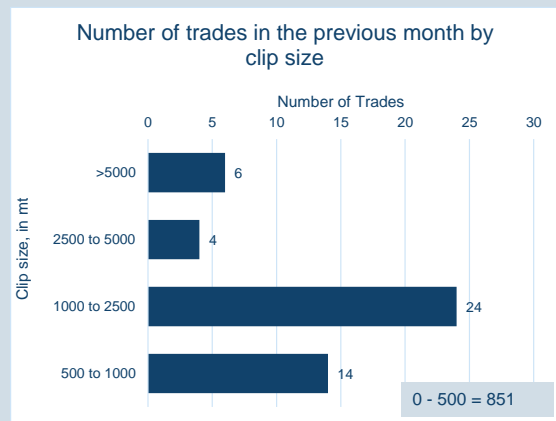


Prompt Month	End of Month - Daily Settlement	Volume (inc UNA)	End of Month - MOI
Jan-25	\$ 460.80	1,135	-
Feb-25	\$ 481.00	5,869	1,128
Mar-25	\$ 489.00	3,246	510
Apr-25	\$ 495.50	1,782	342
May-25	\$ 495.50	138	280
Jun-25	\$ 495.50	92	238
Jul-25	\$ 495.50	70	248
Aug-25	\$ 495.50	96	97
Sep-25	\$ 495.50	70	98
Oct-25	\$ 495.50	70	111
Nov-25	\$ 495.50	70	105
Dec-25	\$ 495.50	70	105
Jan-26	\$ 495.50	10	10
Feb-26	\$ 495.50	-	-
Mar-26	\$ 495.50	-	-



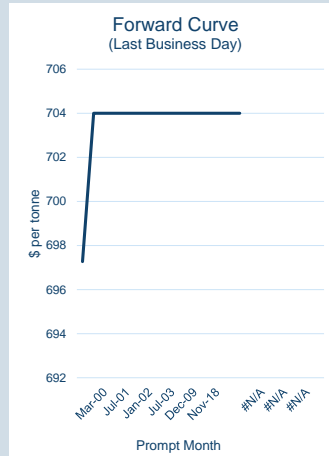
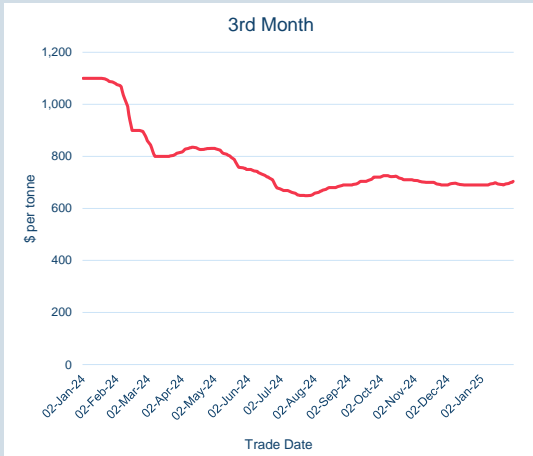


Contract specifications	
Contract Code	HCD
Underlying Index	Argus HRC FOB Tianjin China
Initial Margin	\$670 per lot (as of Nov-24)
Bloomberg Ticker	LCYA Comdty
EIKON RIC	0#CMHCF:
TT Product Code	HCFCECS
CQG Product Code	LHC
Lot Size	10 metric tonnes
Price Quotation	US\$ / metric tonne
Contract Type	Cash settled futures
Contract Period	Monthly out to 15 months
Trading Venues	LMEselect and Inter-office telephone
Margining	Realised variation margins applied
Trading and Clearing Fees	US\$0.30 per lot (US\$0.03 per tonne)



© The London Metal Exchange - An HKEX Company, 10 Finsbury Square, London EC2A 1AJ

The information contained within this presentation is for illustrative and educational purposes only and should not be relied upon in making any investment decision. The past performance of any commodity, derivative or other product referred to in the presentation cannot be relied upon as a guide to its future performance. Whilst every effort has been made to ensure the information is up-to-date and correct, the LME cannot guarantee that it is completely accurate and free from human error. The information is published "as is" without any warranty of any kind, express or implied, as to accuracy of the information and the LME shall not be liable for any losses or damage that may result from use of the presentation as a consequence of any inaccuracies in, or any omissions from, the information which it may contain. The information may not be reproduced, distributed or transmitted to any other person or incorporated in any way into another publication or other material.

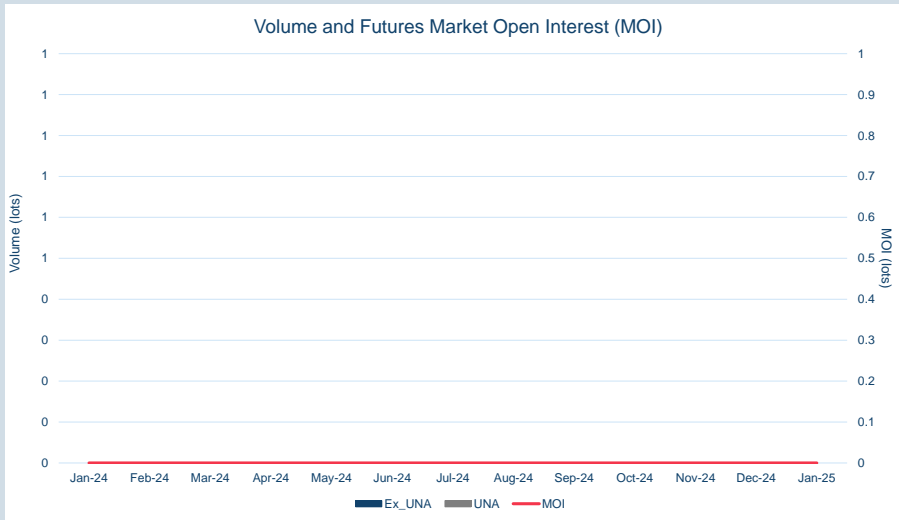


Front Month	
Average	\$693.80
Minimum	\$690.00
Maximum	\$698.18


Volume (ex UNA) Jan-2025	
Lots	-

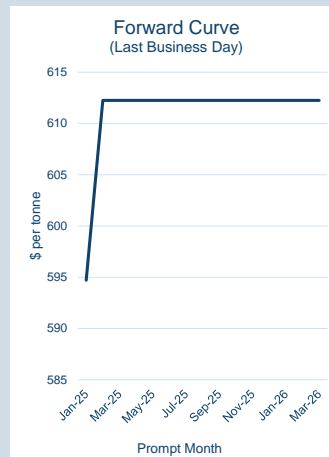
Volume (inc UNA) Jan-2025	
Lots	-
Tonnes	-

Volume Year To Date	
Lots	-
Tonnes	-



Prompt Month	End of Month - Daily Settlement	Volume (inc UNA)	End of Month - MOI
Jan-00	\$ 697.27	-	-
Jan-00	\$ 704.00	-	-
Mar-00	\$ 704.00	-	-
Dec-00	\$ 704.00	-	-
Jul-01	\$ 704.00	-	-
Nov-01	\$ 704.00	-	-
Jan-02	\$ 704.00	-	-
Feb-02	\$ 704.00	-	-
Jul-03	\$ 704.00	-	-
Aug-04	\$ 704.00	-	-
Dec-09	\$ 704.00	-	-
Apr-11	\$ 704.00	-	-
Nov-18	\$ 704.00	-	-
Mar-17	\$ 704.00	-	-
Jan-00	\$ 704.00	-	-



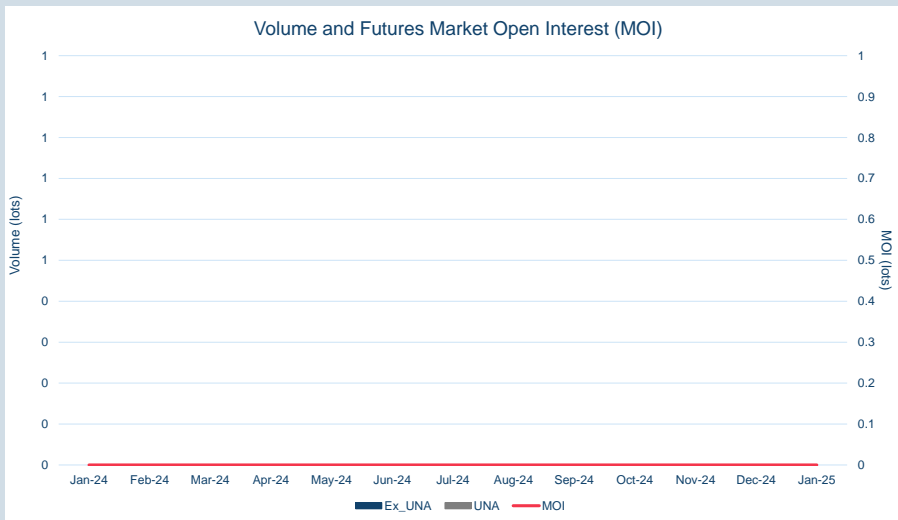


Front Month	
Average	\$586.92
Minimum	\$575.00
Maximum	\$594.73

Volume (ex UNA) Jan-2025	
Lots	-

Volume (inc UNA) Jan-2025	
Lots	-
Tonnes	-

Volume Year To Date	
Lots	-
Tonnes	-



Prompt Month	End of Month - Daily Settlement	Volume (inc UNA)	End of Month - MOI
Jan-25	\$	594.71	-
Feb-25	\$	612.25	-
Mar-25	\$	612.25	-
Apr-25	\$	612.25	-
May-25	\$	612.25	-
Jun-25	\$	612.25	-
Jul-25	\$	612.25	-
Aug-25	\$	612.25	-
Sep-25	\$	612.25	-
Oct-25	\$	612.25	-
Nov-25	\$	612.25	-
Dec-25	\$	612.25	-
Jan-26	\$	612.25	-
Feb-26	\$	612.25	-
Mar-26	\$	612.25	-

