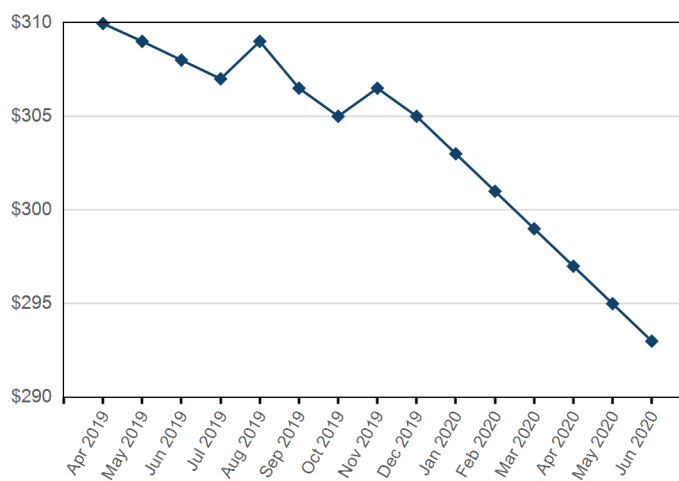


3rd Month



Trade date

Forward curve



Prompt Month

Front Month

Average	\$312.75
Minimum	\$308.00
Maximum	\$318.00

Volume (Excl UNA) - Apr 2019

Lots	13,973
-------------	--------

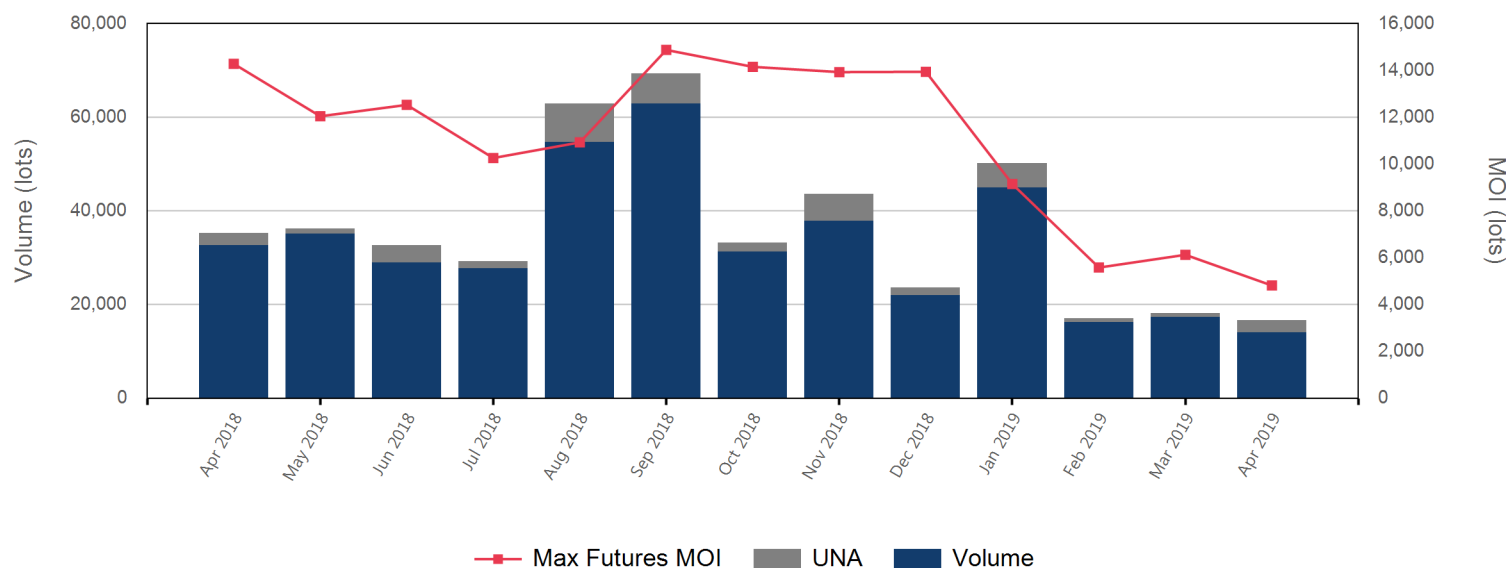
Volume - Apr 2019

Lots	16,632
Tonnes	166,320

Volume - Year To date

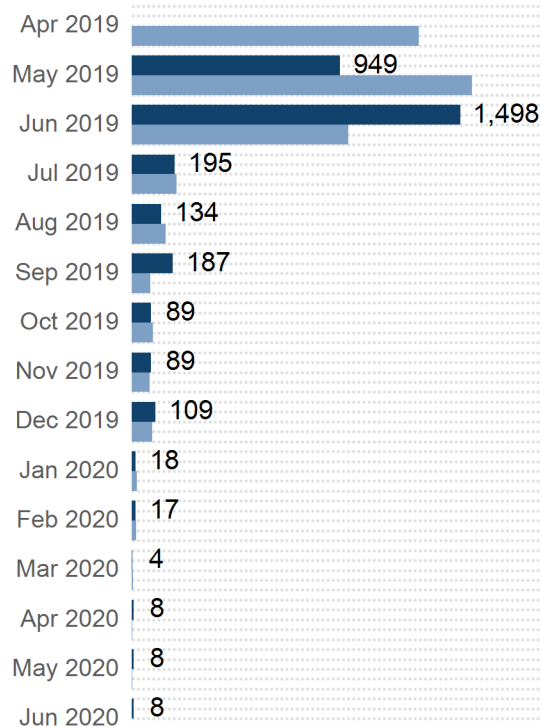
Lots	101,998
Tonnes	1,019,980

Volume & Futures Market Open Interest (MOI)

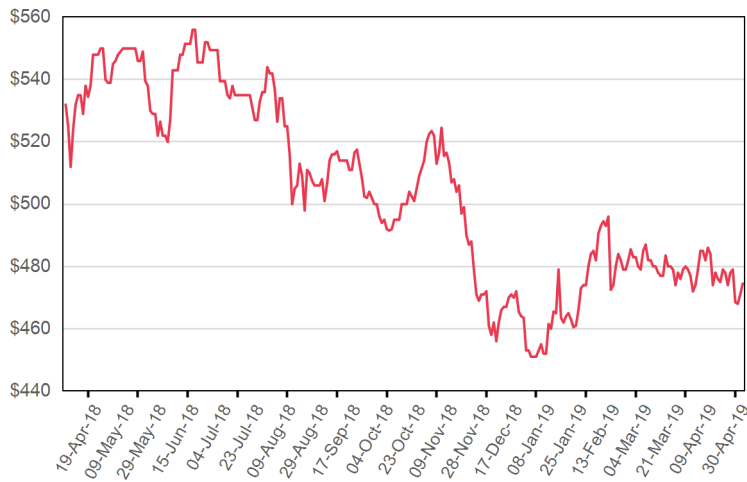


Prompt Month	End of Month - Daily Settlement	Volume	End of Month MOI
Apr 2019	\$309.95	3,184	
May 2019	\$309.00	6,106	949
Jun 2019	\$308.00	5,765	1,498
Jul 2019	\$307.00	397	195
Aug 2019	\$309.00	256	134
Sep 2019	\$306.50	392	187
Oct 2019	\$305.00	144	89
Nov 2019	\$306.50	67	89
Dec 2019	\$305.00	111	109
Jan 2020	\$303.00	30	18
Feb 2020	\$301.00	35	17
Mar 2020	\$299.00	34	4
Apr 2020	\$297.00	48	8
May 2020	\$295.00	30	8
Jun 2020	\$293.00	33	8

End of Month MOI Last Month MOI

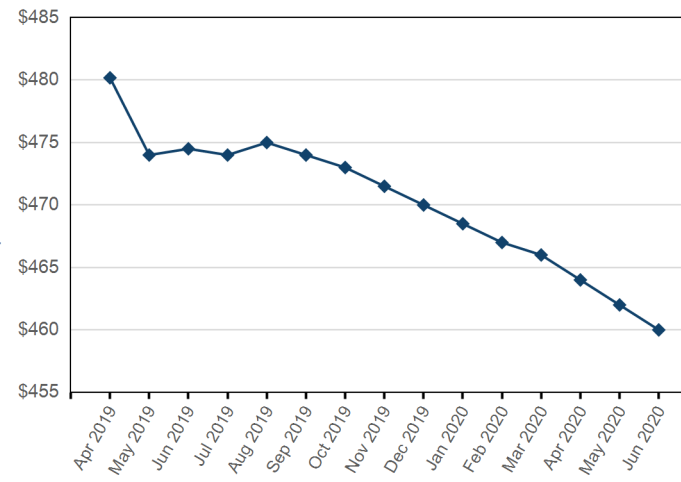


3rd Month



Trade date

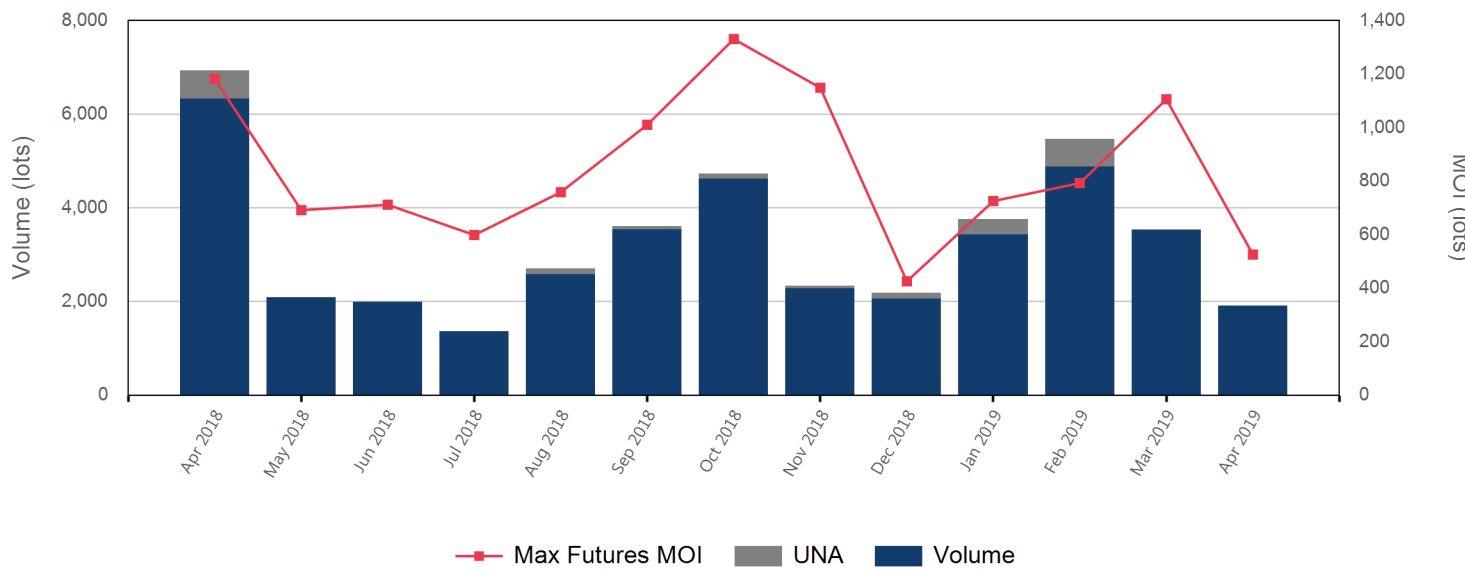
Forward curve



Prompt Month

Front Month	
Average	\$481.33
Minimum	\$473.50
Maximum	\$488.50

Volume & Futures Market Open Interest (MOI)



Max Futures MOI UNA Volume

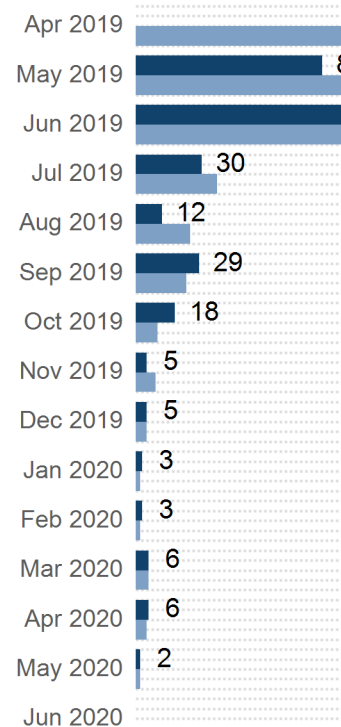
Volume (Excl UNA) - Apr 2019	
Lots	1,915

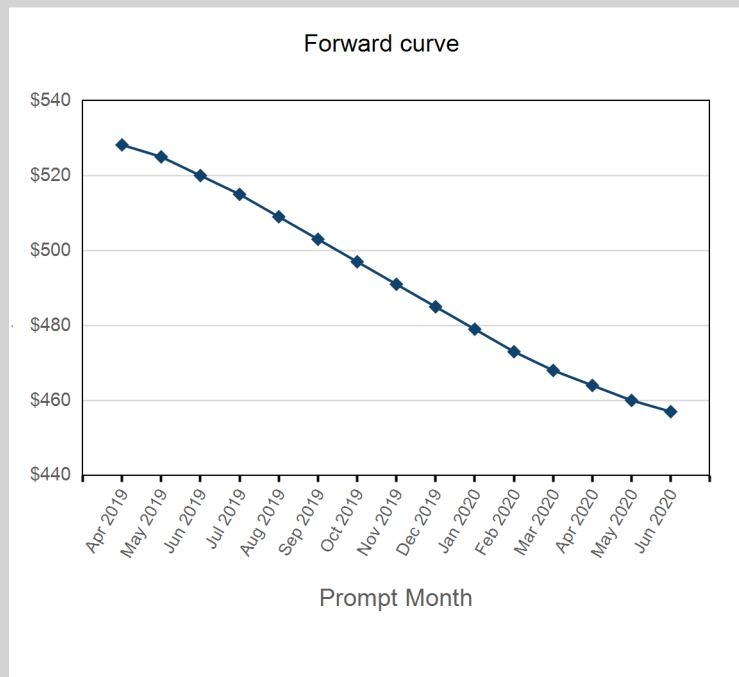
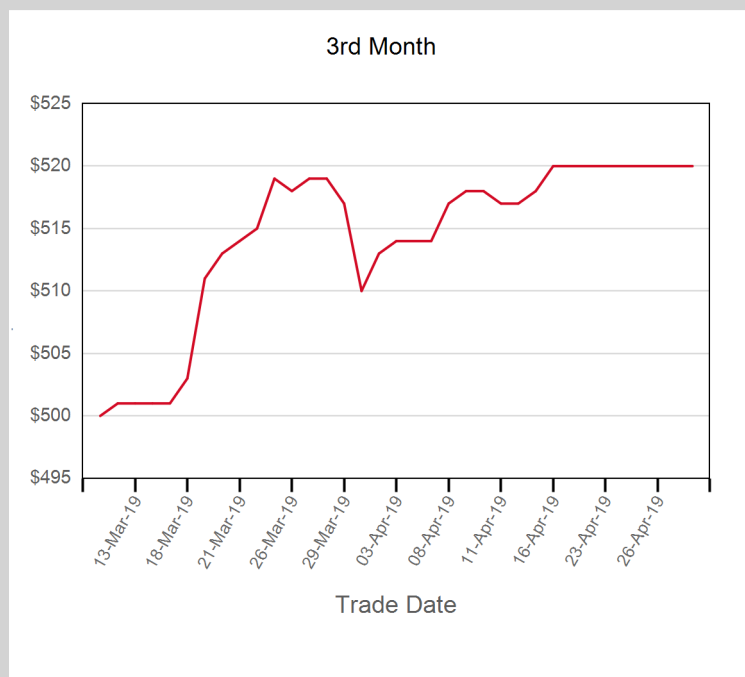
Volume - Apr 2019	
Lots	1,915
Tonnes	19,150

Volume - Year To date	
Lots	14,673
Tonnes	146,730

Prompt Month	End of Month - Daily Settlement	Volume	End of Month MOI
Apr 2019	\$480.18	132	
May 2019	\$474.00	381	85
Jun 2019	\$474.50	738	133
Jul 2019	\$474.00	141	30
Aug 2019	\$475.00	149	12
Sep 2019	\$474.00	119	29
Oct 2019	\$473.00	129	18
Nov 2019	\$471.50	33	5
Dec 2019	\$470.00	27	5
Jan 2020	\$468.50	18	3
Feb 2020	\$467.00	21	3
Mar 2020	\$466.00	9	6
Apr 2020	\$464.00	9	6
May 2020	\$462.00	3	2
Jun 2020	\$460.00	6	

End of Month MOI Last Month MOI



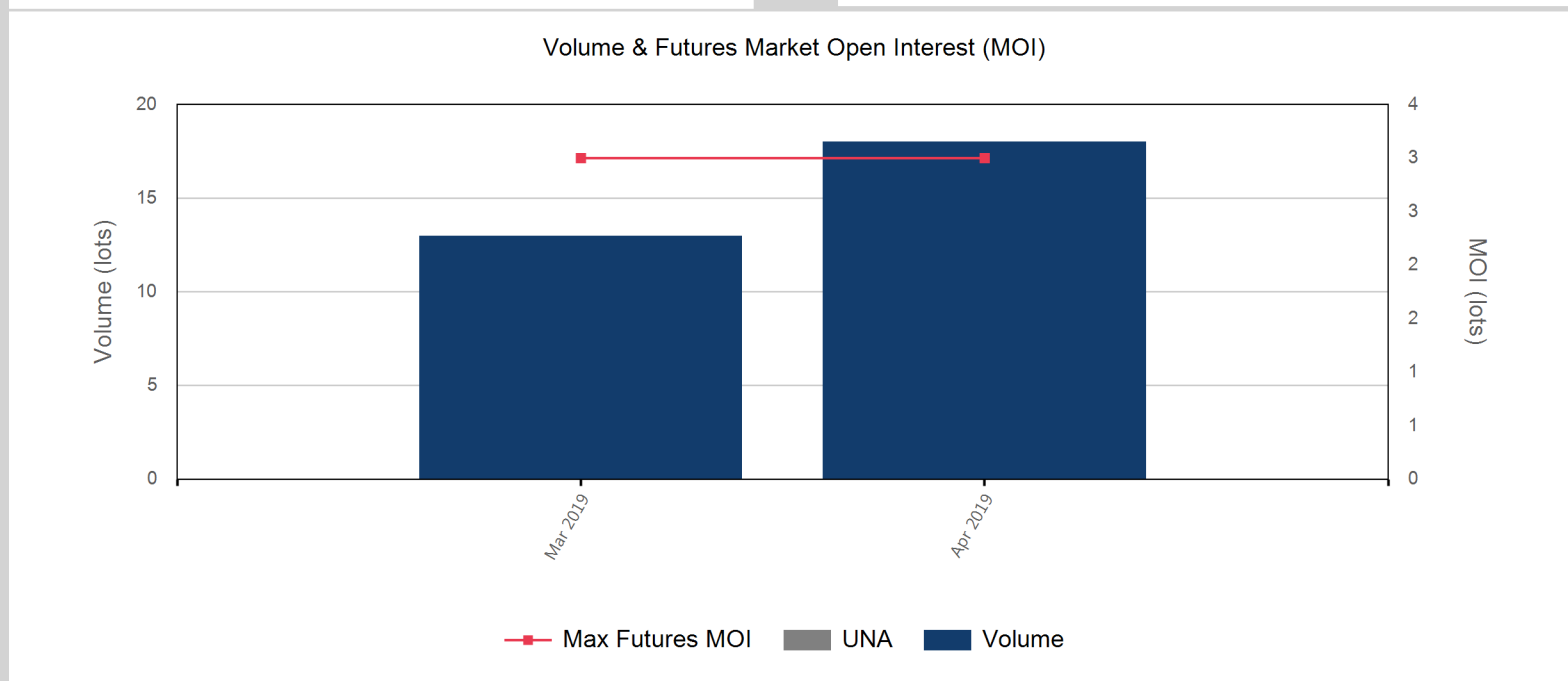


Front Month	
Average	\$527.03
Minimum	\$523.00
Maximum	\$531.00

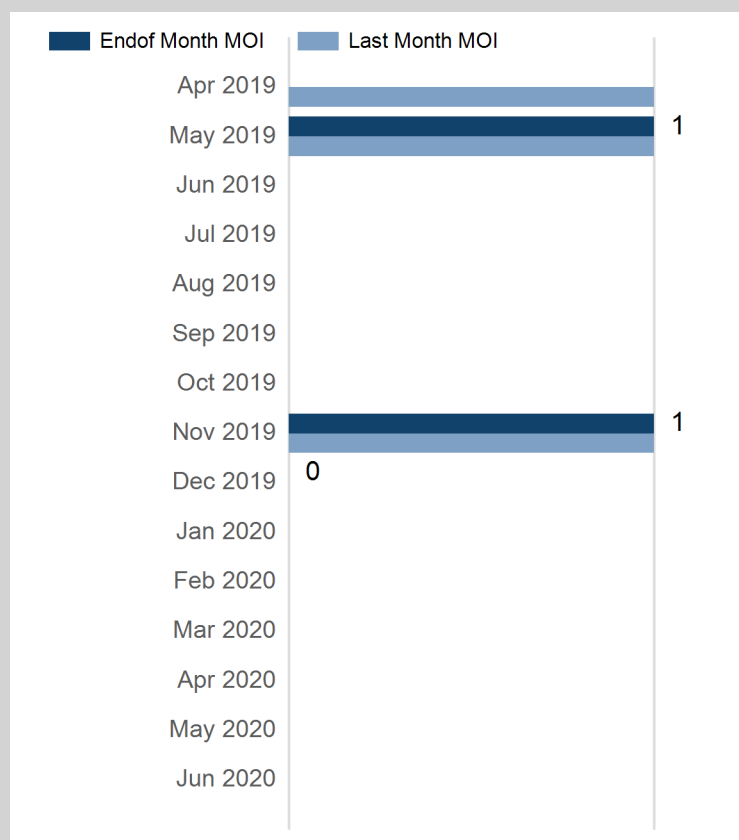
Volume (Excl UNA) - Apr 2019	
Lots	18

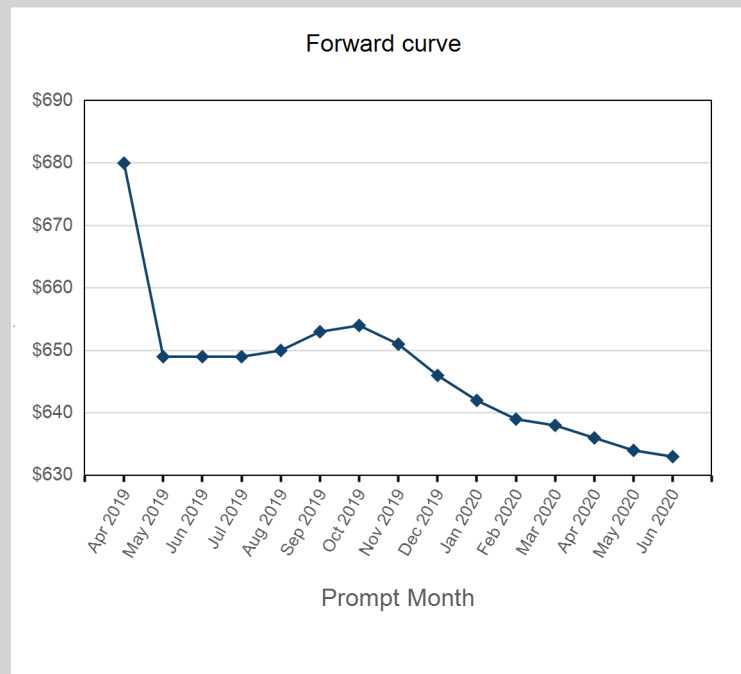
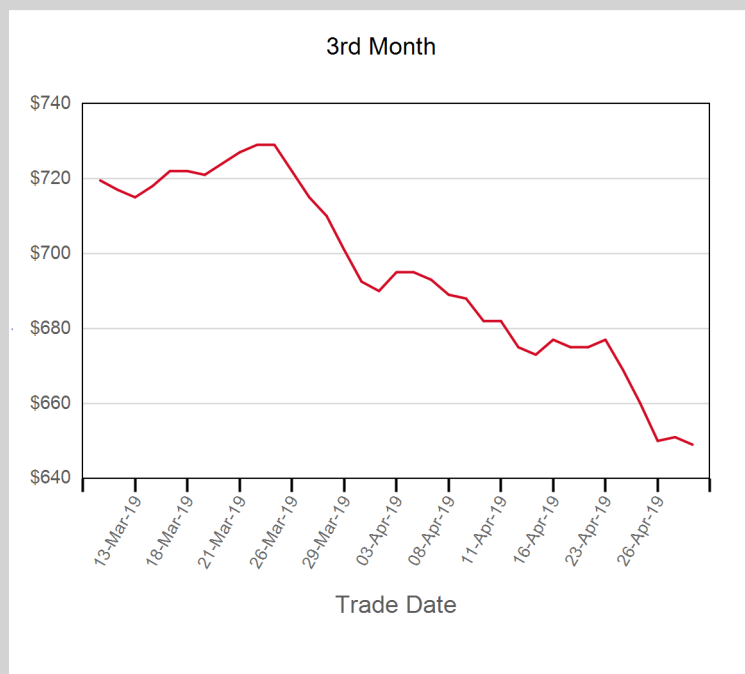
Volume - Apr 2019	
Lots	18
Tonnes	180

Volume - Year To date	
Lots	31
Tonnes	310



Prompt Month	End of Month - Daily Settlement	Volume	End of Month MOI
Apr 2019	\$528.19		
May 2019	\$525.00		1
Jun 2019	\$520.00		
Jul 2019	\$515.00		
Aug 2019	\$509.00		
Sep 2019	\$503.00		
Oct 2019	\$497.00		
Nov 2019	\$491.00		1
Dec 2019	\$485.00	18	0
Jan 2020	\$479.00		
Feb 2020	\$473.00		
Mar 2020	\$468.00		
Apr 2020	\$464.00		
May 2020	\$460.00		
Jun 2020	\$457.00		



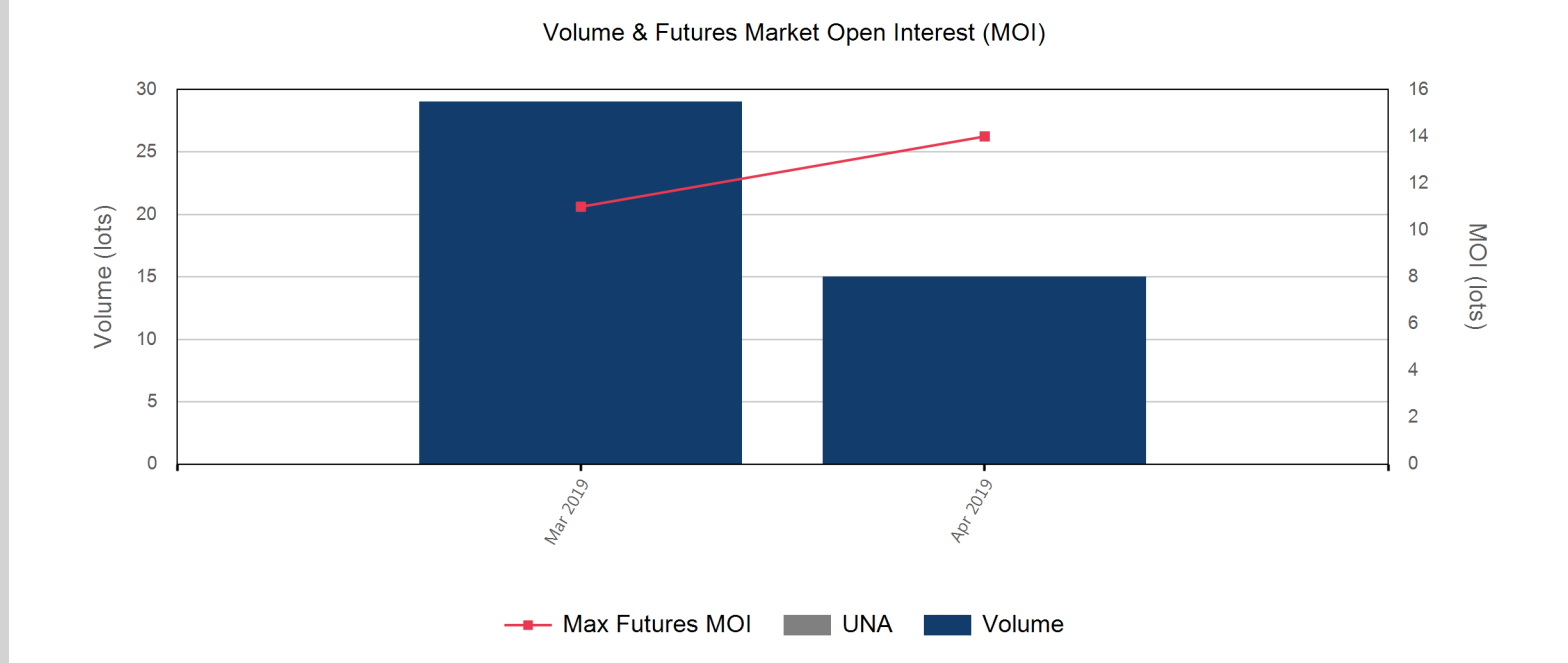


Front Month	
Average	\$685.43
Minimum	\$680.00
Maximum	\$693.00

Volume (Excl UNA) - Apr 2019	
Lots	15

Volume - Apr 2019	
Lots	15
Short tons	150

Volume - Year To date	
Lots	44
Short tons	440



Prompt Month	End of Month - Daily Settlement	Volume	End of Month MOI
Apr 2019	\$680.00		
May 2019	\$649.00		
Jun 2019	\$649.00	15	5
Jul 2019	\$649.00		
Aug 2019	\$650.00		
Sep 2019	\$653.00		
Oct 2019	\$654.00		2
Nov 2019	\$651.00		3
Dec 2019	\$646.00		2
Jan 2020	\$642.00		
Feb 2020	\$639.00		
Mar 2020	\$638.00		
Apr 2020	\$636.00		
May 2020	\$634.00		
Jun 2020	\$633.00		

