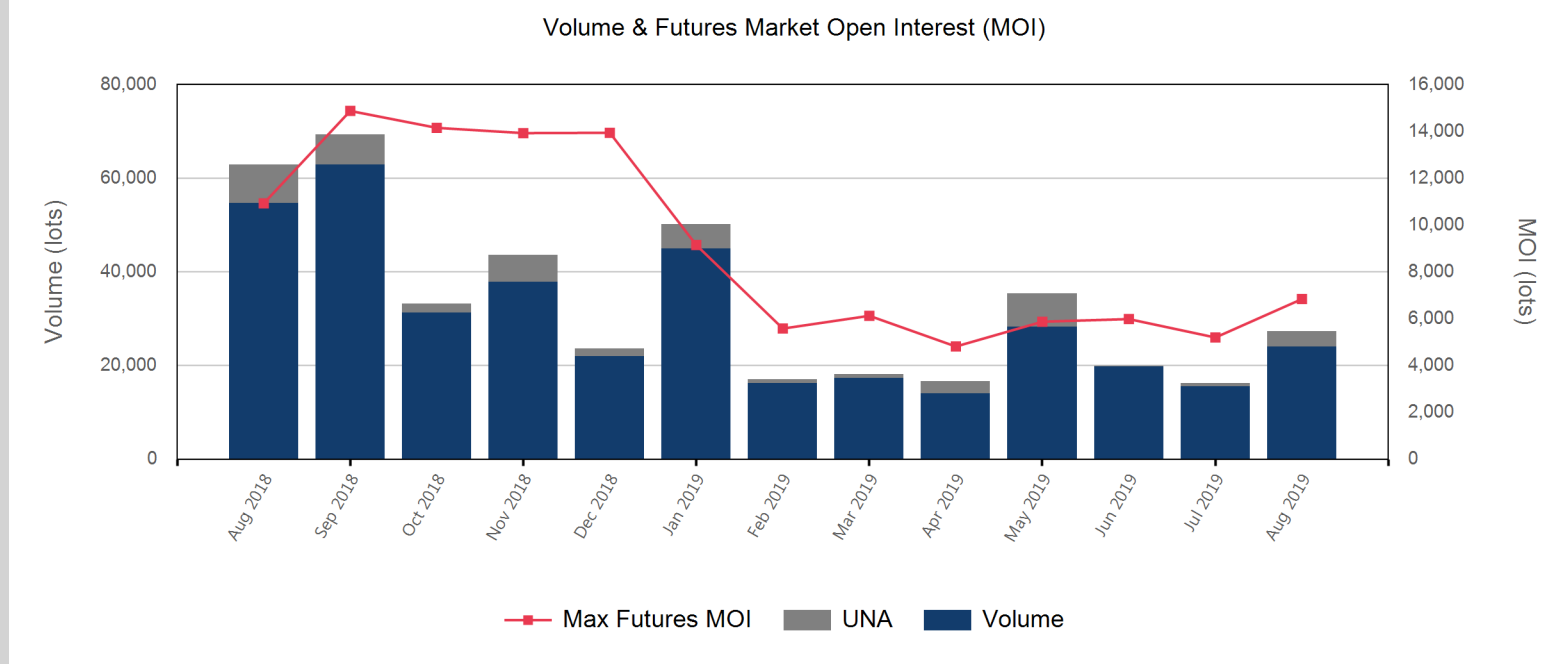


Front Month	
Average	\$287.05
Minimum	\$282.00
Maximum	\$293.00

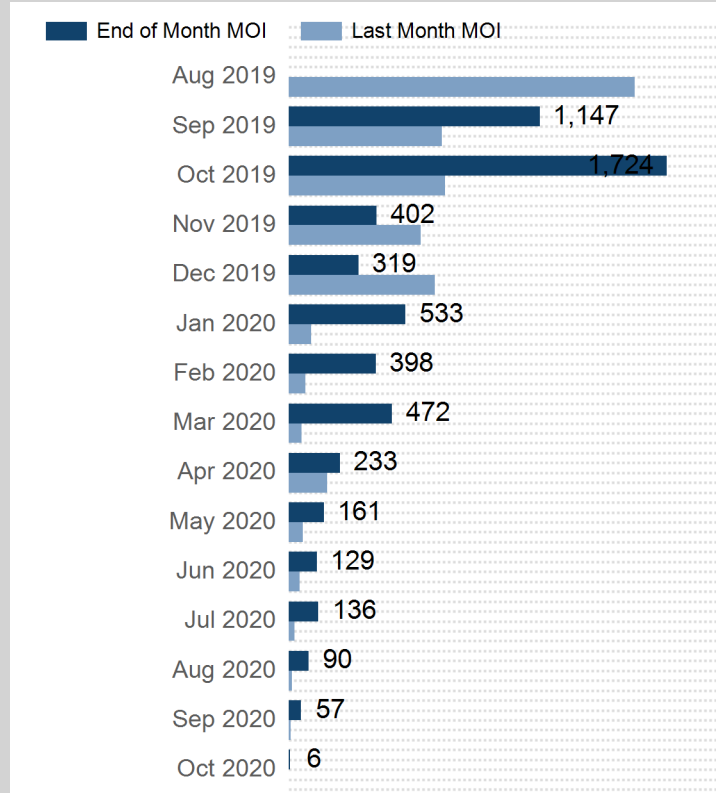


Volume (Excl UNA) - Aug 2019	
Lots	24,049

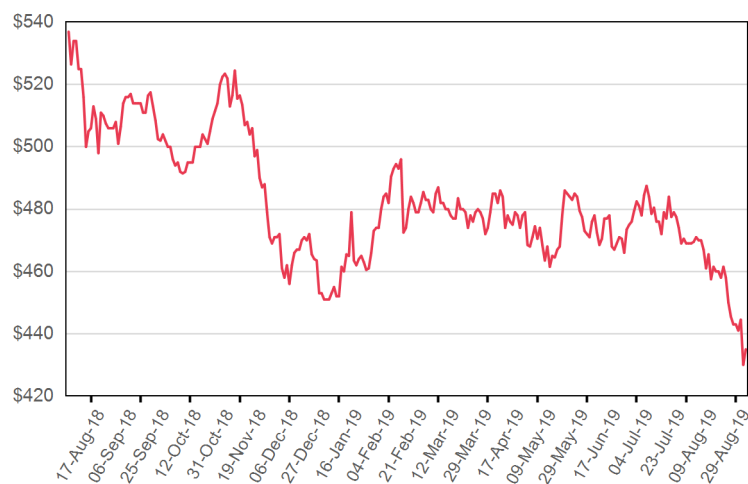
Volume - Aug 2019	
Lots	27,360
Tonnes	273,600

Volume - Year To date	
Lots	200,774
Tonnes	2,007,740

Prompt Month	End of Month - Daily Settlement	Volume	End of Month MOI
Aug 2019	\$282.11	708	
Sep 2019	\$268.00	4,926	1,147
Oct 2019	\$267.00	7,531	1,724
Nov 2019	\$267.00	3,544	402
Dec 2019	\$266.00	2,355	319
Jan 2020	\$264.00	2,020	533
Feb 2020	\$261.00	1,923	398
Mar 2020	\$267.00	1,911	472
Apr 2020	\$270.00	473	233
May 2020	\$272.00	566	161
Jun 2020	\$272.00	534	129
Jul 2020	\$271.00	362	136
Aug 2020	\$270.00	288	90
Sep 2020	\$269.00	201	57
Oct 2020	\$269.00	18	6

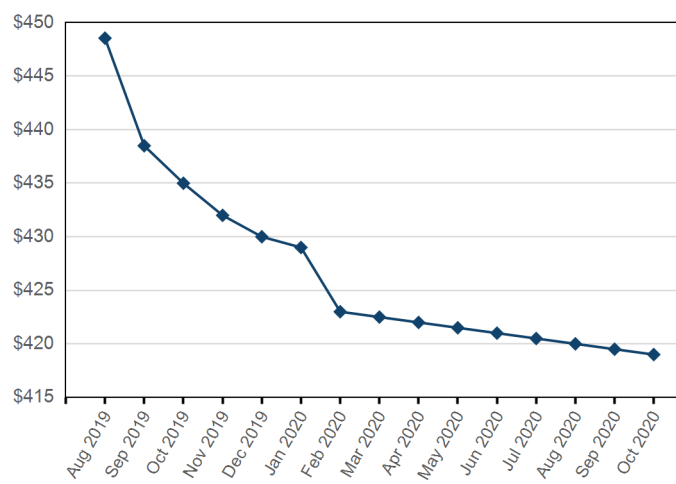


3rd Month



Trade date

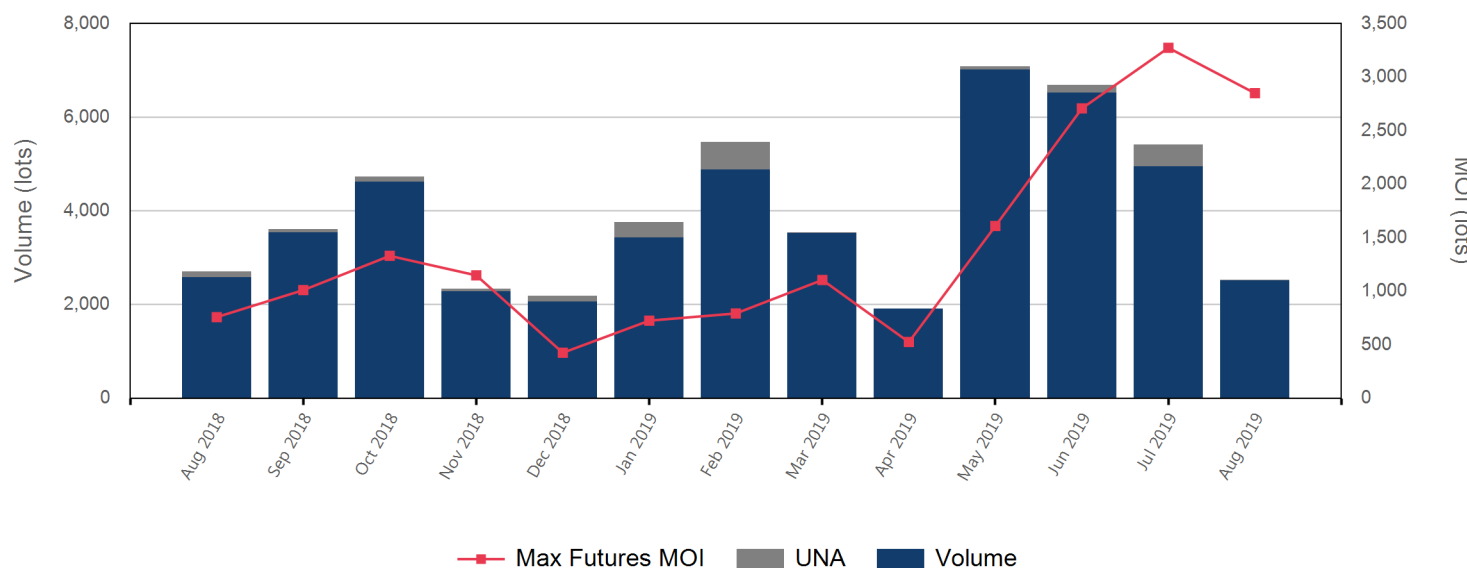
Forward curve



Prompt Month

Front Month	
Average	\$453.00
Minimum	\$444.50
Maximum	\$465.00

Volume & Futures Market Open Interest (MOI)



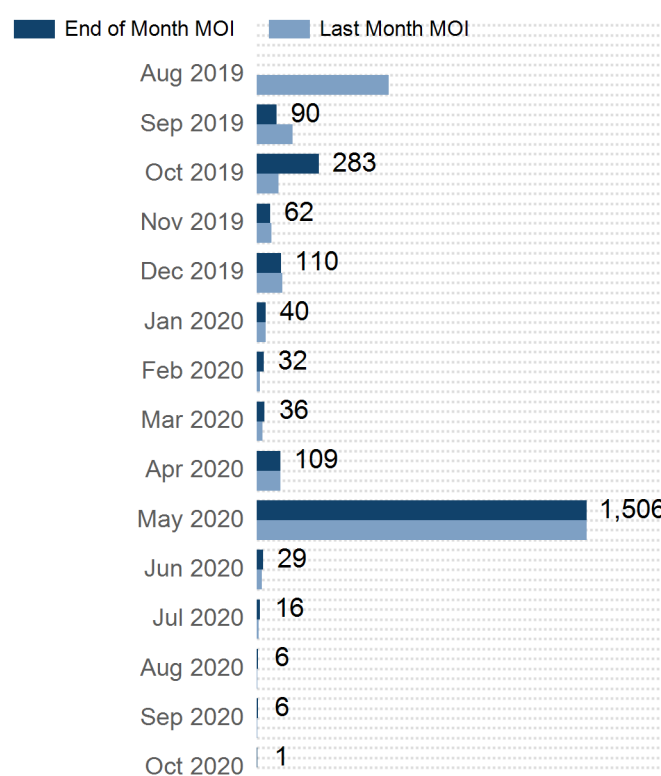
Max Futures MOI UNA Volume

Volume (Excl UNA) - Aug 2019	
Lots	2,516

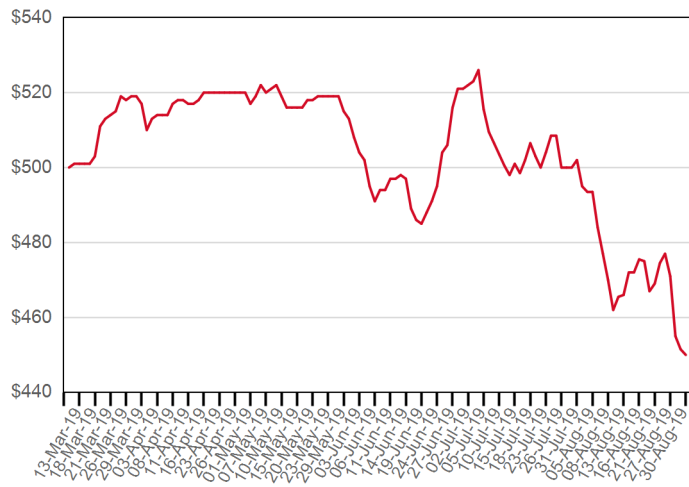
Volume - Aug 2019	
Lots	2,528
Tonnes	25,280

Volume - Year To date	
Lots	36,392
Tonnes	363,920

Prompt Month	End of Month - Daily Settlement	Volume	End of Month MOI
Aug 2019	\$448.55	199	
Sep 2019	\$438.50	604	90
Oct 2019	\$435.00	709	283
Nov 2019	\$432.00	223	62
Dec 2019	\$430.00	281	110
Jan 2020	\$429.00	129	40
Feb 2020	\$423.00	102	32
Mar 2020	\$422.50	40	36
Apr 2020	\$422.00	51	109
May 2020	\$421.50	37	1,506
Jun 2020	\$421.00	53	29
Jul 2020	\$420.50	34	16
Aug 2020	\$420.00	39	6
Sep 2020	\$419.50	24	6
Oct 2020	\$419.00	3	1

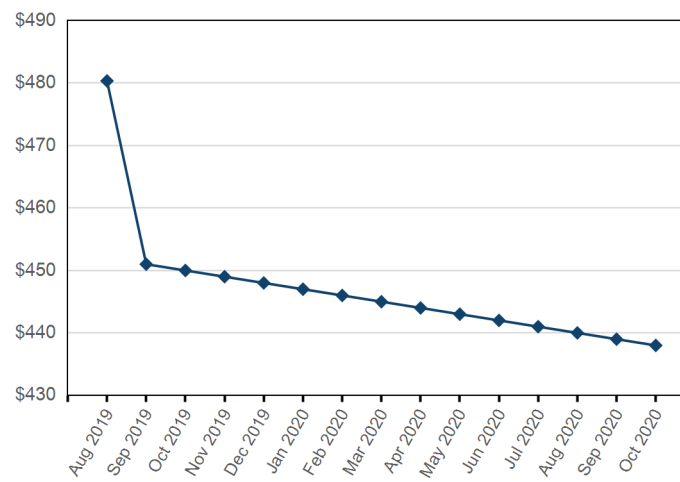


3rd Month



Trade Date

Forward curve



Prompt Month

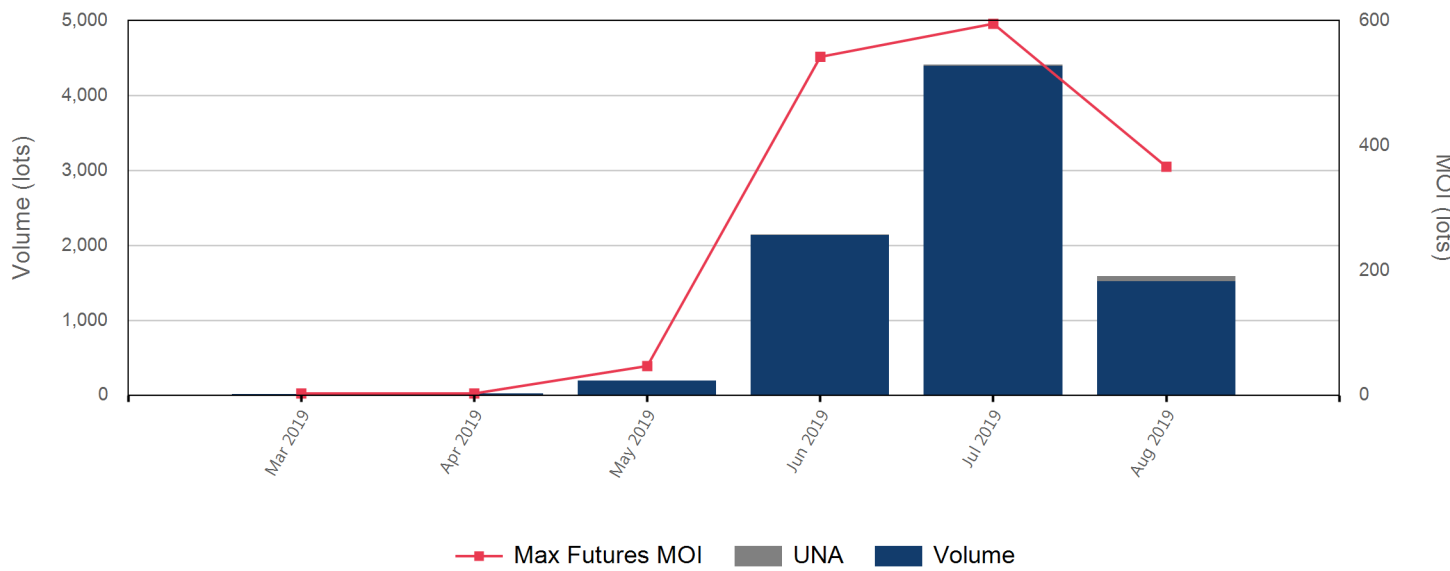
Front Month	
Average	\$486.45
Minimum	\$480.00
Maximum	\$505.00

Volume (Excl UNA) - Aug 2019	
Lots	1,516

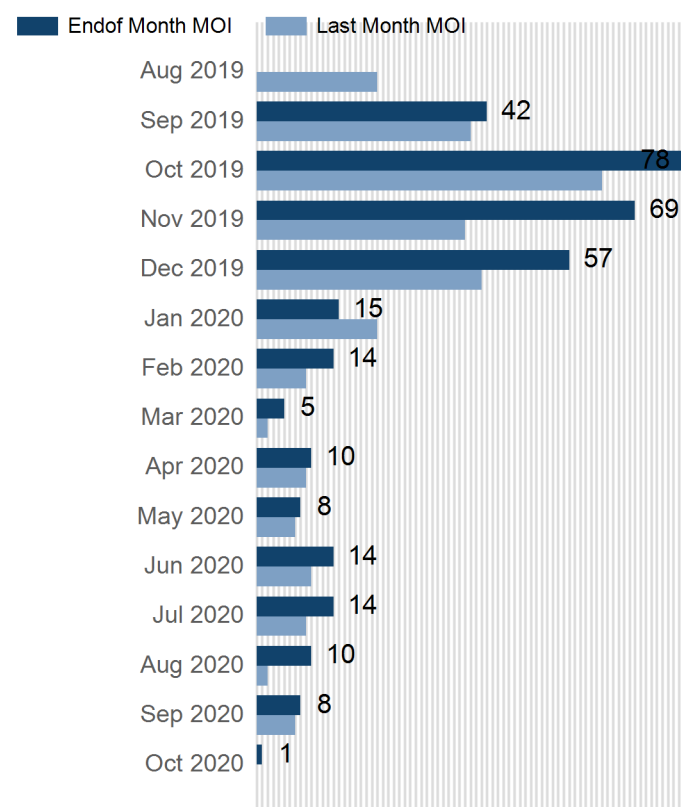
Volume - Aug 2019	
Lots	1,586
Tonnes	15,860

Volume - Year To date	
Lots	8,356
Tonnes	83,560

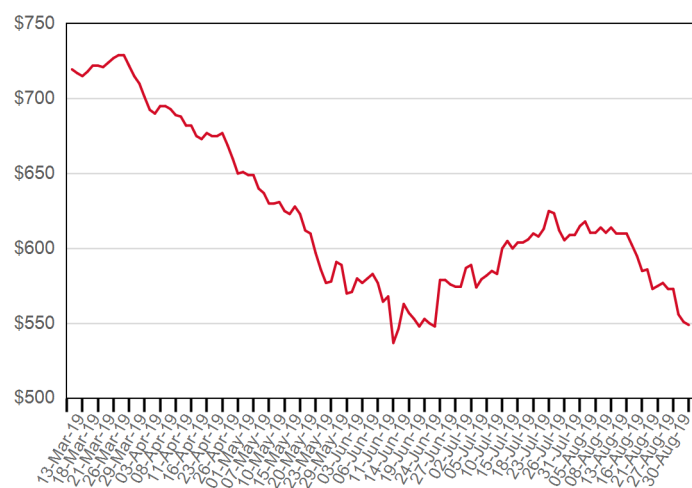
Volume & Futures Market Open Interest (MOI)



Prompt Month	End of Month - Daily Settlement	Volume	End of Month MOI
Aug 2019	\$480.35	18	
Sep 2019	\$451.00	283	42
Oct 2019	\$450.00	449	78
Nov 2019	\$449.00	181	69
Dec 2019	\$448.00	138	57
Jan 2020	\$447.00	173	15
Feb 2020	\$446.00	104	14
Mar 2020	\$445.00	34	5
Apr 2020	\$444.00	38	10
May 2020	\$443.00	34	8
Jun 2020	\$442.00	39	14
Jul 2020	\$441.00	25	14
Aug 2020	\$440.00	37	10
Sep 2020	\$439.00	24	8
Oct 2020	\$438.00	9	1

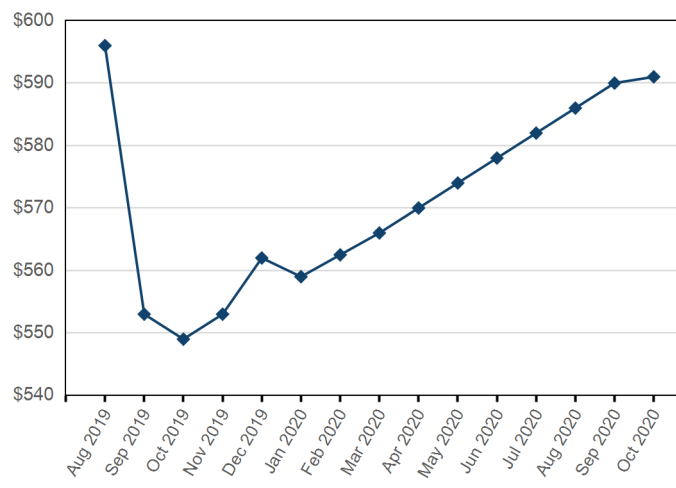


3rd Month



Trade Date

Forward curve



Prompt Month

Front Month	
Average	\$594.86
Minimum	\$587.00
Maximum	\$603.00

Volume (Excl UNA) - Aug 2019

Lots	1,931
------	-------

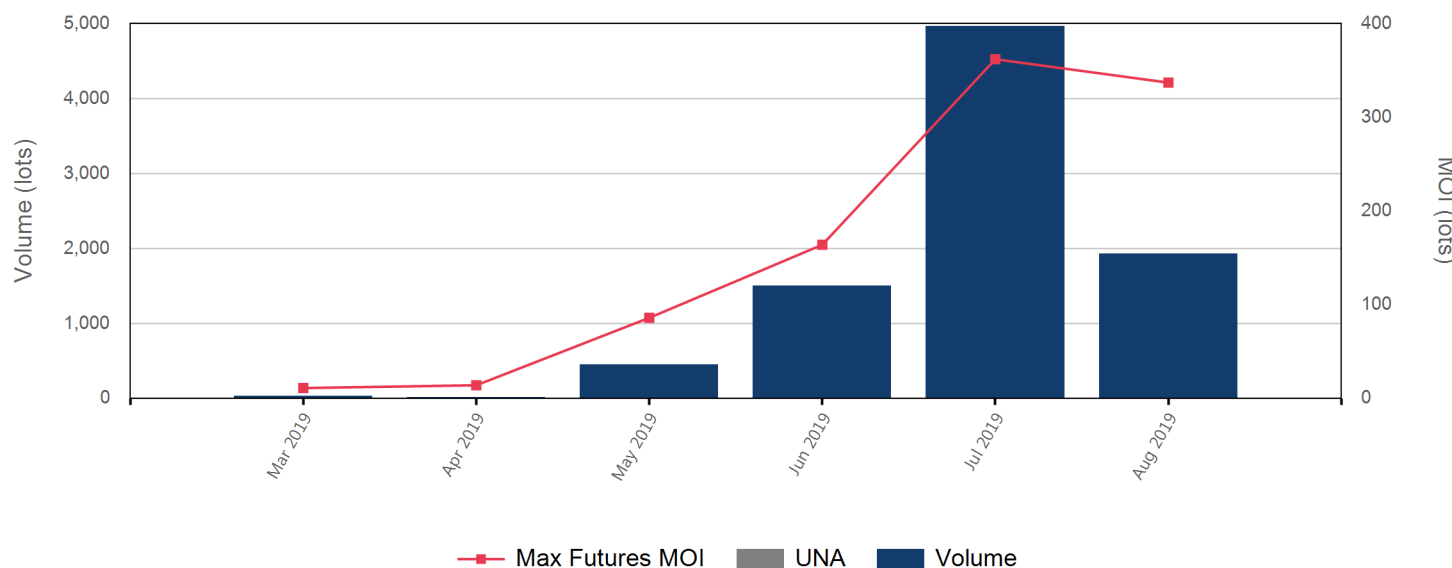
Volume - Aug 2019

Lots	1,931
Short tons	19,310

Volume - Year To date

Lots	8,896
Short tons	88,960

Volume & Futures Market Open Interest (MOI)



— Max Futures MOI ■ UNA ■ Volume

Prompt Month	End of Month - Daily Settlement	Volume	End of Month MOI
Aug 2019	\$596.00	102	
Sep 2019	\$553.00	331	15
Oct 2019	\$549.00	253	42
Nov 2019	\$553.00	295	41
Dec 2019	\$562.00	255	38
Jan 2020	\$559.00	212	31
Feb 2020	\$562.50	197	41
Mar 2020	\$566.00	43	15
Apr 2020	\$570.00	46	16
May 2020	\$574.00	44	8
Jun 2020	\$578.00	51	16
Jul 2020	\$582.00	39	14
Aug 2020	\$586.00	27	7
Sep 2020	\$590.00	33	3
Oct 2020	\$591.00	3	1

