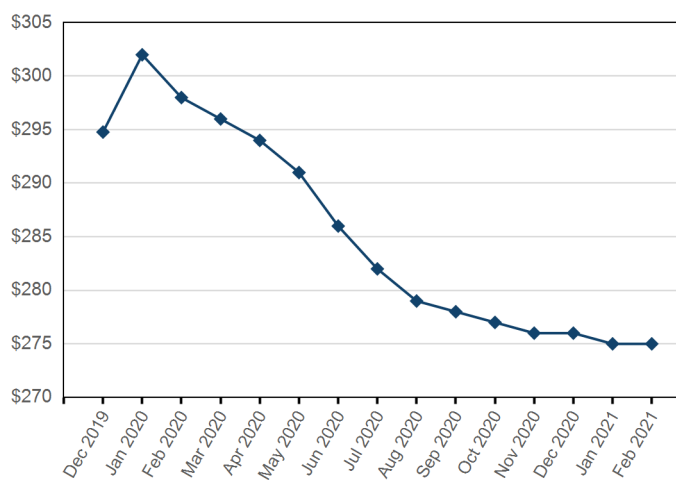


3rd Month



Trade date

Forward curve



Prompt Month

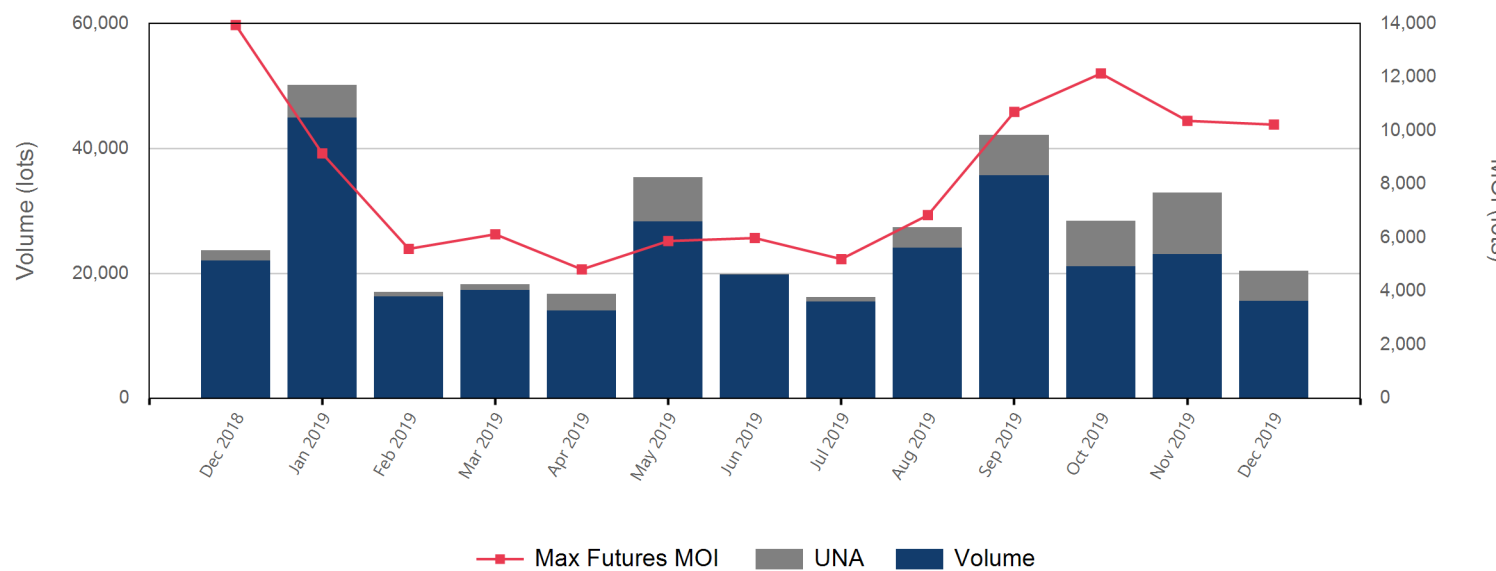
Front Month	
Average	\$292.41
Minimum	\$277.00
Maximum	\$297.00

Volume (Excl UNA) - Dec 2019	
Lots	15,570

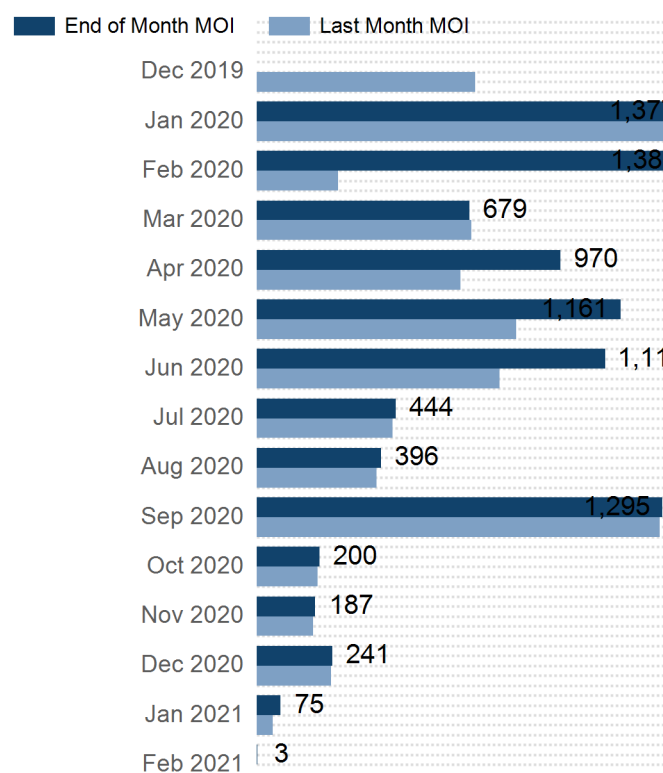
Volume - Dec 2019	
Lots	20,363
Tonnes	203,630

Volume - Year To date	
Lots	324,550
Tonnes	3,245,500

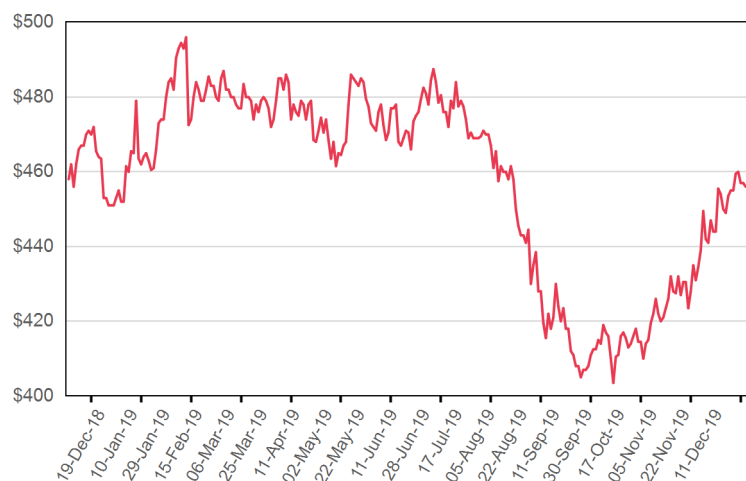
Volume & Futures Market Open Interest (MOI)



Prompt Month	End of Month - Daily Settlement	Volume	End of Month MOI
Dec 2019	\$294.78	350	
Jan 2020	\$302.00	3,344	1,377
Feb 2020	\$298.00	9,013	1,381
Mar 2020	\$296.00	793	679
Apr 2020	\$294.00	2,147	970
May 2020	\$291.00	2,105	1,161
Jun 2020	\$286.00	1,914	1,112
Jul 2020	\$282.00	132	444
Aug 2020	\$279.00	158	396
Sep 2020	\$278.00	104	1,295
Oct 2020	\$277.00	108	200
Nov 2020	\$276.00	69	187
Dec 2020	\$276.00	33	241
Jan 2021	\$275.00	84	75
Feb 2021	\$275.00	9	3

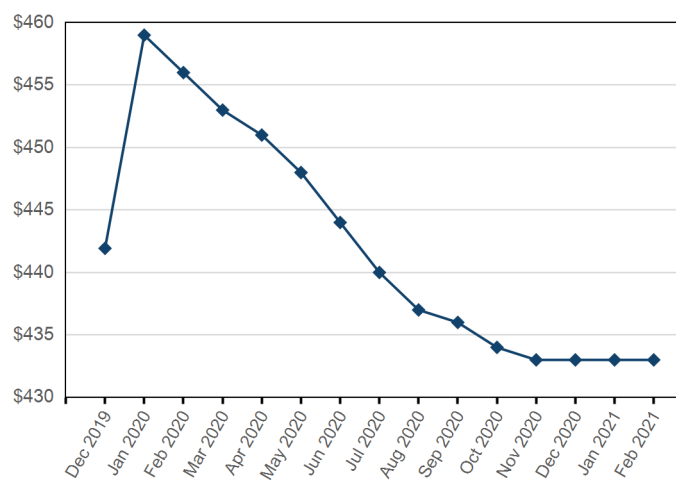


3rd Month



Trade date

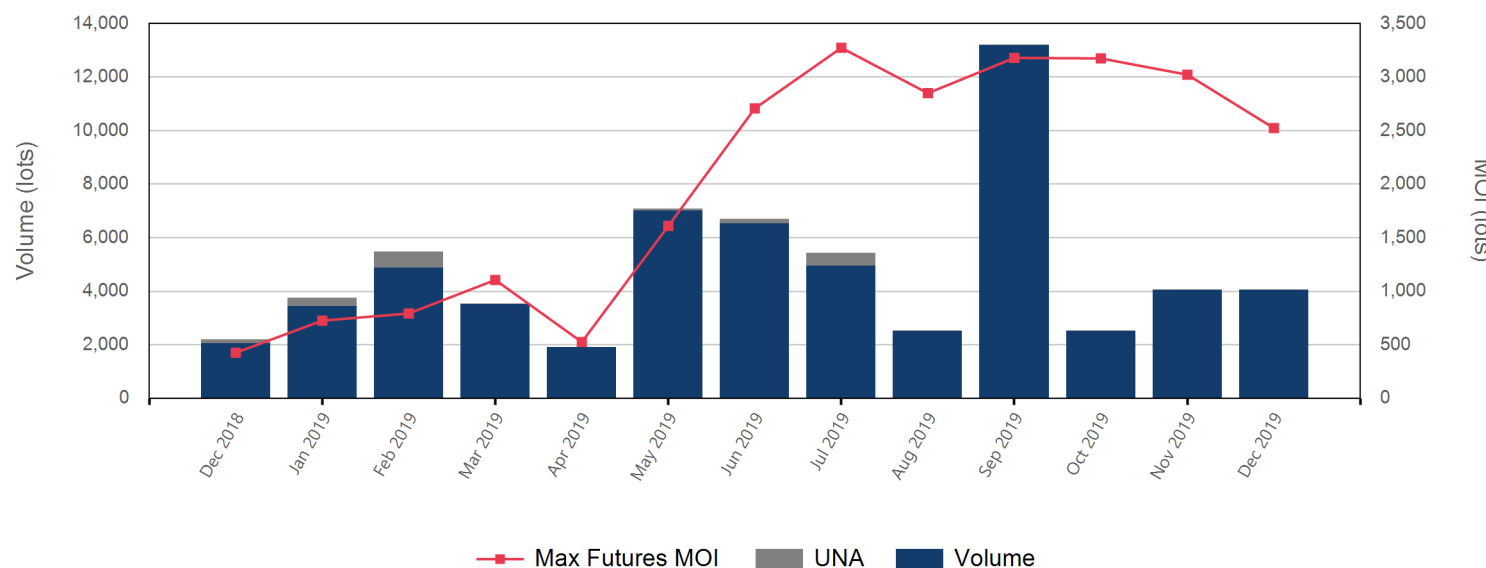
Forward curve



Prompt Month

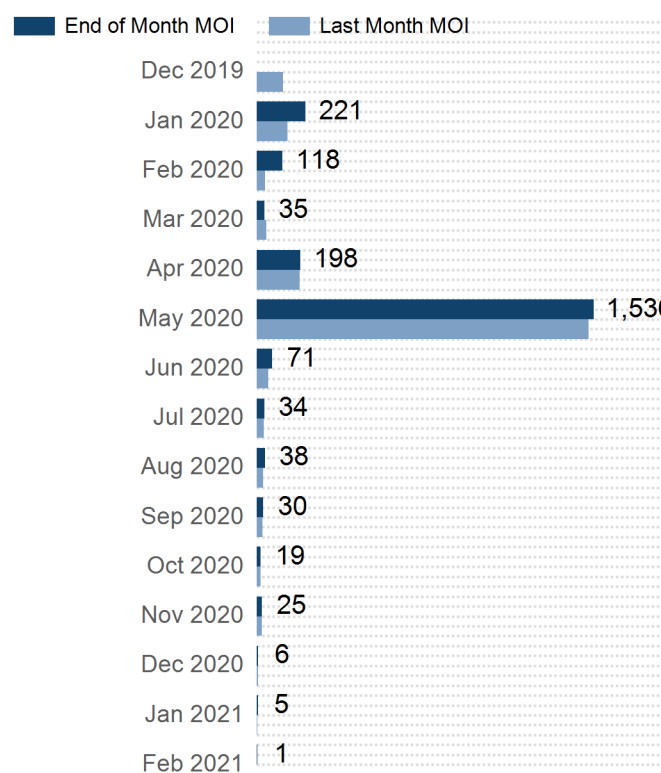
Front Month	
Average	\$442.90
Minimum	\$431.00
Maximum	\$456.00

Volume & Futures Market Open Interest (MOI)



— Max Futures MOI ■ UNA ■ Volume

Prompt Month	End of Month - Daily Settlement	Volume	End of Month MOI
Dec 2019	\$441.93	228	
Jan 2020	\$459.00	1,462	221
Feb 2020	\$456.00	722	118
Mar 2020	\$453.00	293	35
Apr 2020	\$451.00	278	198
May 2020	\$448.00	342	1,536
Jun 2020	\$444.00	288	71
Jul 2020	\$440.00	70	34
Aug 2020	\$437.00	107	38
Sep 2020	\$436.00	90	30
Oct 2020	\$434.00	90	19
Nov 2020	\$433.00	62	25
Dec 2020	\$433.00	9	6
Jan 2021	\$433.00	21	5
Feb 2021	\$433.00	3	1

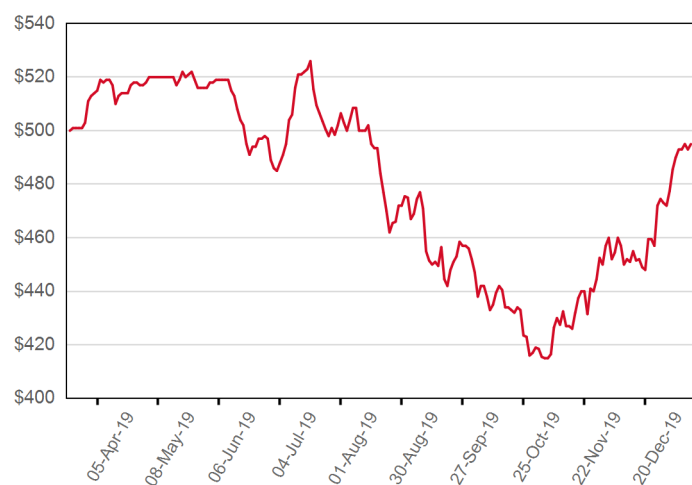


Volume (Excl UNA) - Dec 2019	
Lots	4,041

Volume - Dec 2019	
Lots	4,065
Tonnes	40,650

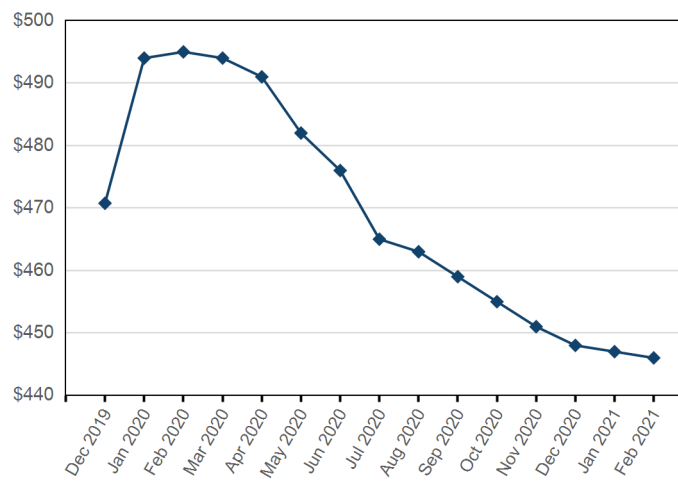
Volume - Year To date	
Lots	60,250
Tonnes	602,500

3rd Month



Trade Date

Forward curve

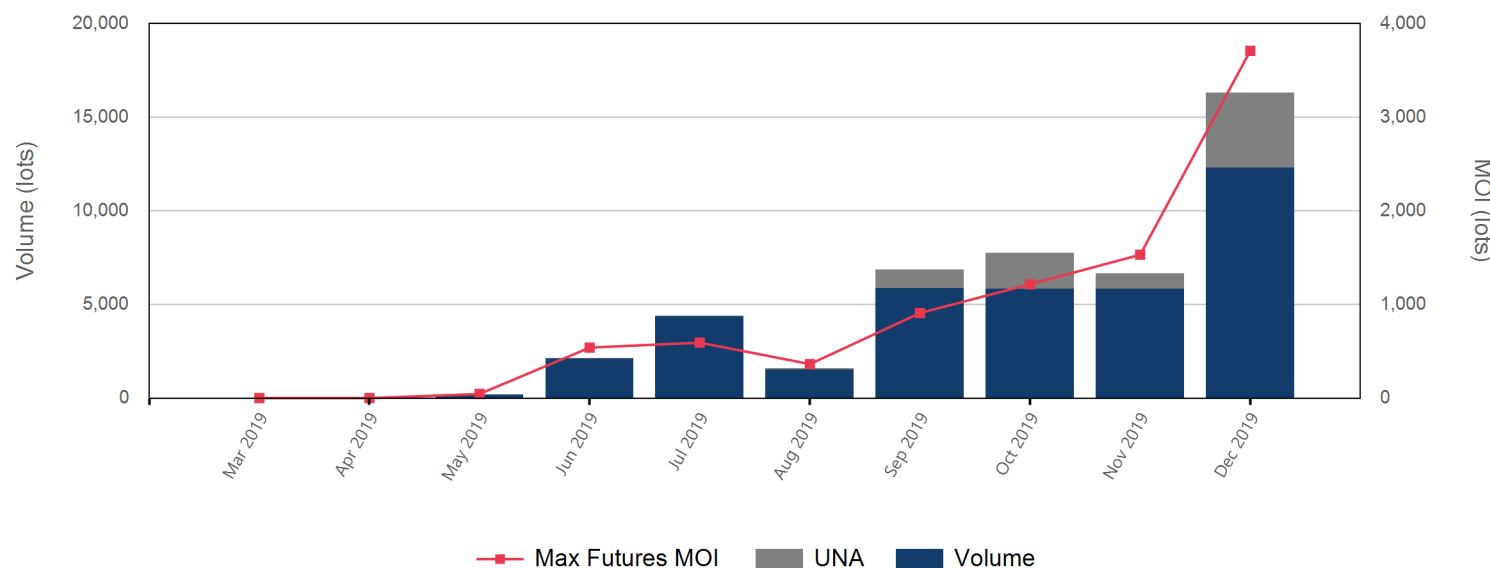


Prompt Month

Front Month

Average	\$467.79
Minimum	\$459.00
Maximum	\$476.00

Volume & Futures Market Open Interest (MOI)



Max Futures MOI UNA Volume

Volume (Excl UNA) - Dec 2019

Lots	12,297
-------------	--------

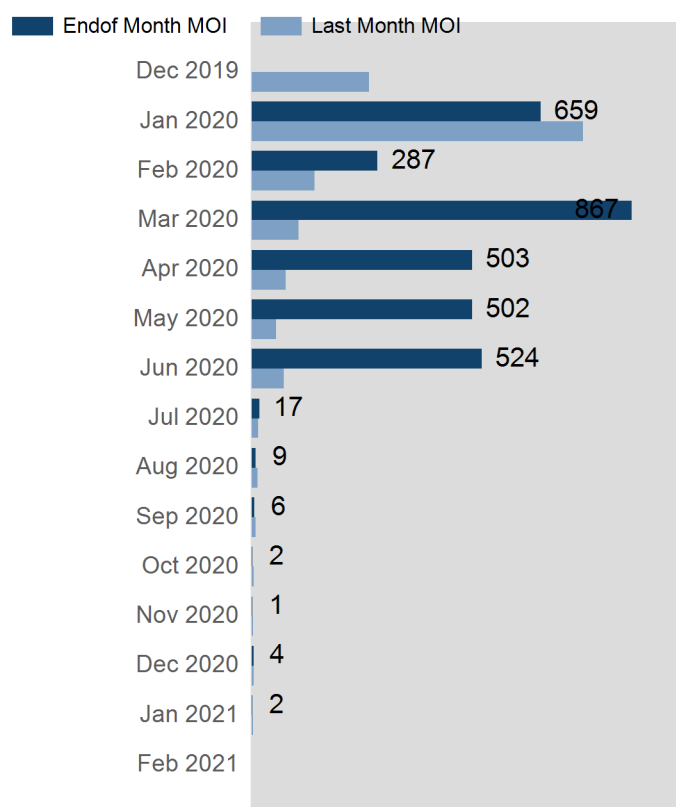
Volume - Dec 2019

Lots	16,297
Tonnes	162,970

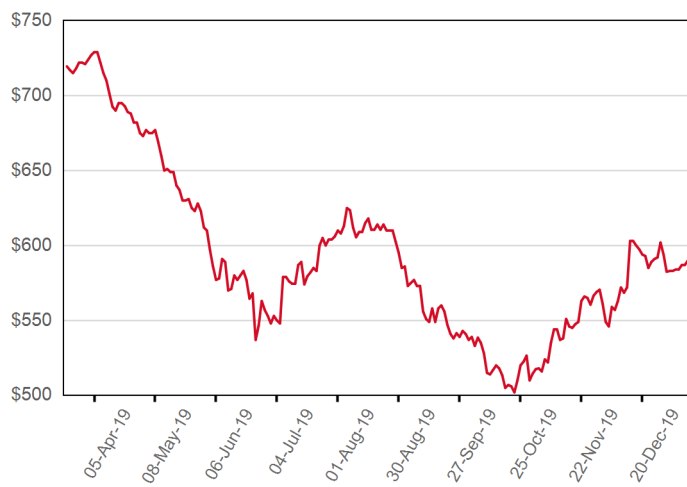
Volume - Year To date

Lots	45,884
Tonnes	458,840

Prompt Month	End of Month - Daily Settlement	Volume	End of Month MOI
Dec 2019	\$470.76	77	
Jan 2020	\$494.00	1,377	659
Feb 2020	\$495.00	2,849	287
Mar 2020	\$494.00	3,260	867
Apr 2020	\$491.00	2,844	503
May 2020	\$482.00	2,794	502
Jun 2020	\$476.00	2,851	524
Jul 2020	\$465.00	45	17
Aug 2020	\$463.00	36	9
Sep 2020	\$459.00	51	6
Oct 2020	\$455.00	38	2
Nov 2020	\$451.00	24	1
Dec 2020	\$448.00	30	4
Jan 2021	\$447.00	21	2
Feb 2021	\$446.00		

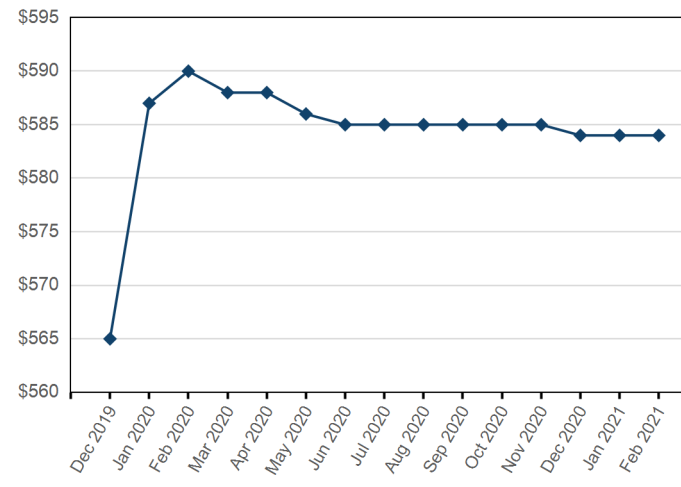


3rd Month



Trade Date

Forward curve



Prompt Month

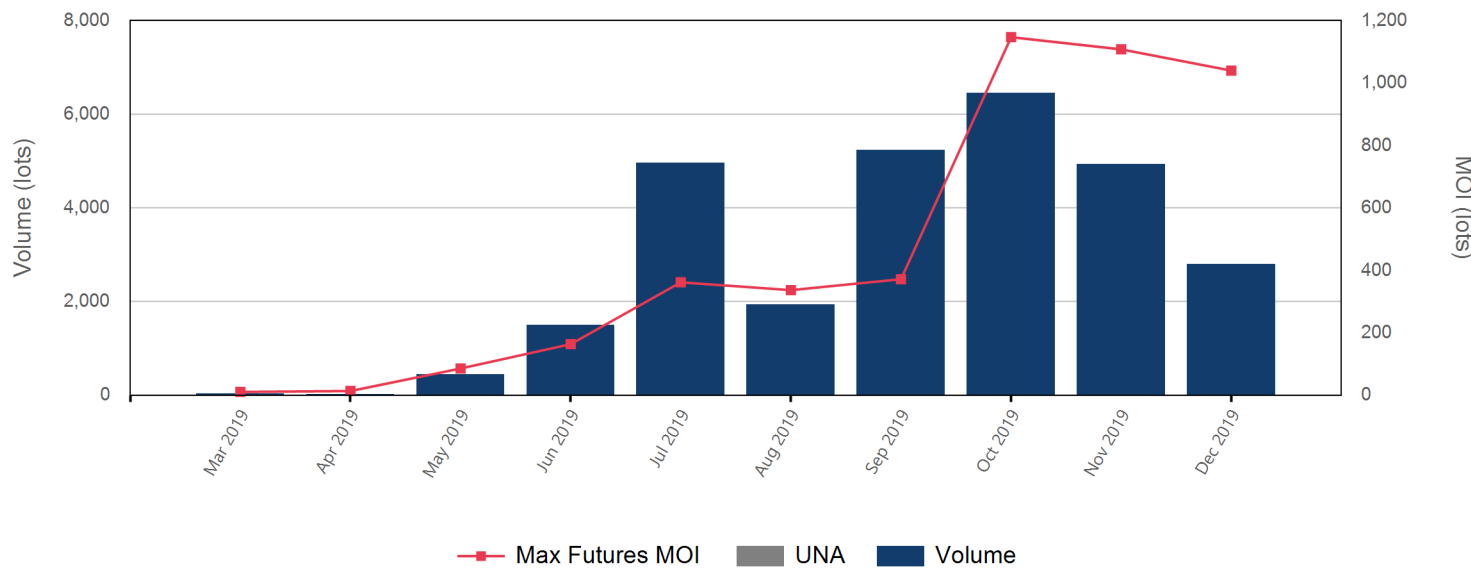
Front Month	
Average	\$568.05
Minimum	\$563.00
Maximum	\$575.00

Volume (Excl UNA) - Dec 2019	
Lots	2,798

Volume - Dec 2019	
Lots	2,798
Short tons	27,980

Volume - Year To date	
Lots	28,315
Short tons	283,150

Volume & Futures Market Open Interest (MOI)



Prompt Month	End of Month - Daily Settlement	Volume	End of Month MOI
Dec 2019	\$565.00	316	
Jan 2020	\$587.00	550	45
Feb 2020	\$590.00	473	91
Mar 2020	\$588.00	640	303
Apr 2020	\$588.00	279	29
May 2020	\$586.00	120	36
Jun 2020	\$585.00	78	37
Jul 2020	\$585.00	48	14
Aug 2020	\$585.00	21	19
Sep 2020	\$585.00	15	5
Oct 2020	\$585.00	51	106
Nov 2020	\$585.00	66	115
Dec 2020	\$584.00	75	104
Jan 2021	\$584.00	57	12
Feb 2021	\$584.00	9	2

