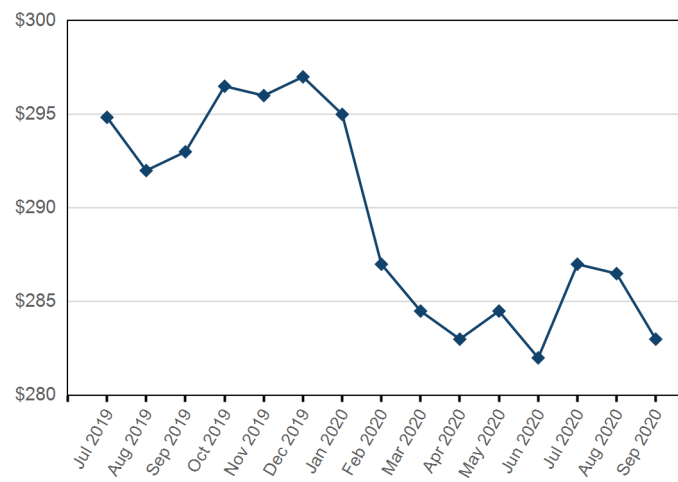


3rd Month



Trade date

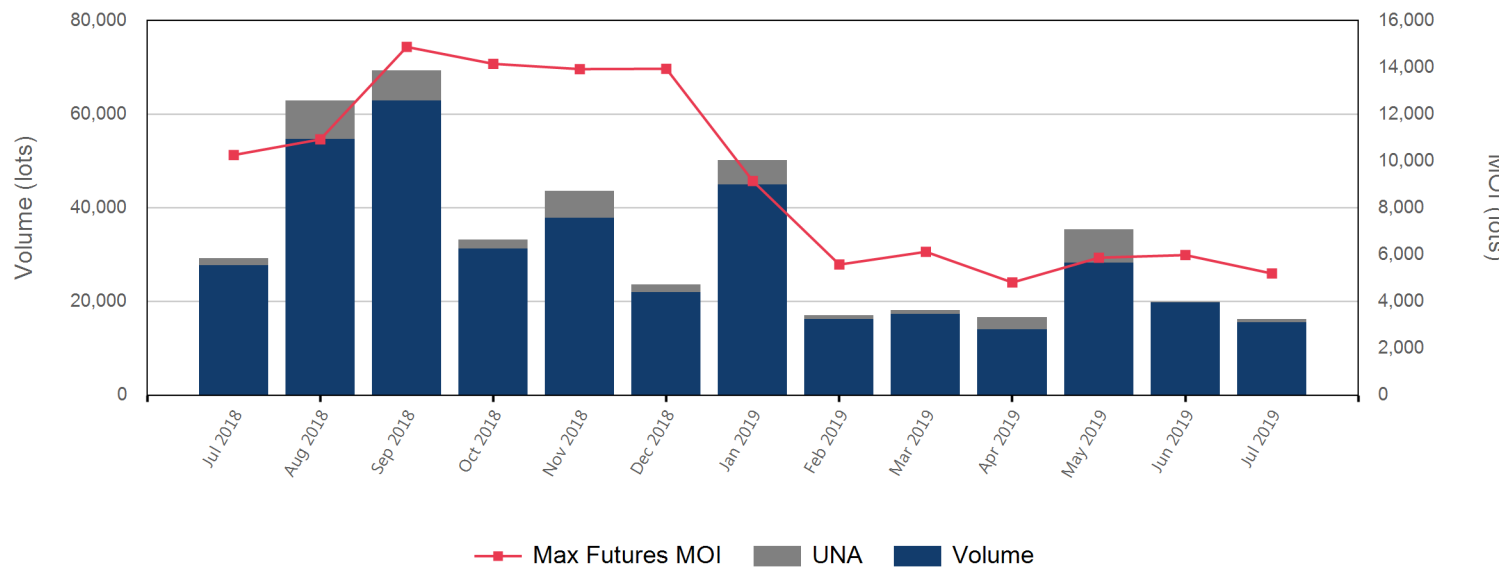
Forward curve



Prompt Month

Front Month	
Average	\$299.01
Minimum	\$294.84
Maximum	\$310.00

Volume & Futures Market Open Interest (MOI)

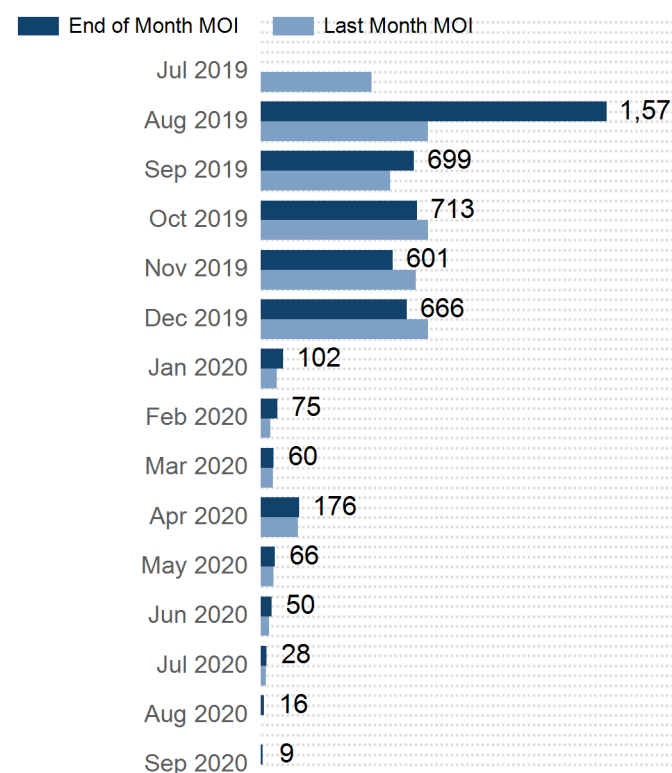


Volume (Excl UNA) - Jul 2019	
Lots	15,475

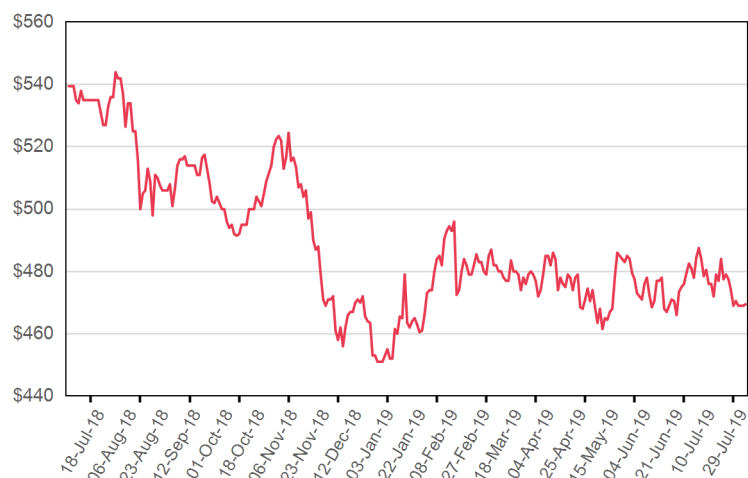
Volume - Jul 2019	
Lots	16,176
Tonnes	161,760

Volume - Year To date	
Lots	173,414
Tonnes	1,734,140

Prompt Month	End of Month - Daily Settlement	Volume	End of Month MOI
Jul 2019	\$294.84	844	
Aug 2019	\$292.00	6,157	1,577
Sep 2019	\$293.00	3,886	699
Oct 2019	\$296.50	1,720	713
Nov 2019	\$296.00	1,385	601
Dec 2019	\$297.00	1,302	666
Jan 2020	\$295.00	245	102
Feb 2020	\$287.00	244	75
Mar 2020	\$284.50	51	60
Apr 2020	\$283.00	42	176
May 2020	\$284.50	57	66
Jun 2020	\$282.00	66	50
Jul 2020	\$287.00	60	28
Aug 2020	\$286.50	81	16
Sep 2020	\$283.00	36	9

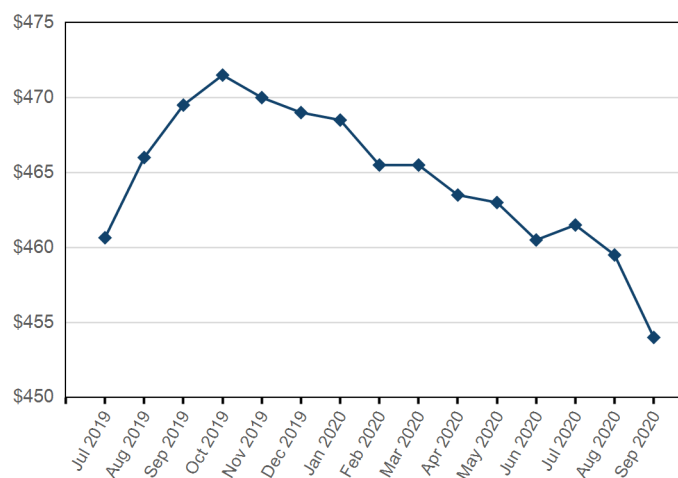


3rd Month



Trade date

Forward curve



Prompt Month

Front Month

Average	\$466.92
Minimum	\$460.65
Maximum	\$479.00

Volume (Excl UNA) - Jul 2019

Lots	4,941
-------------	-------

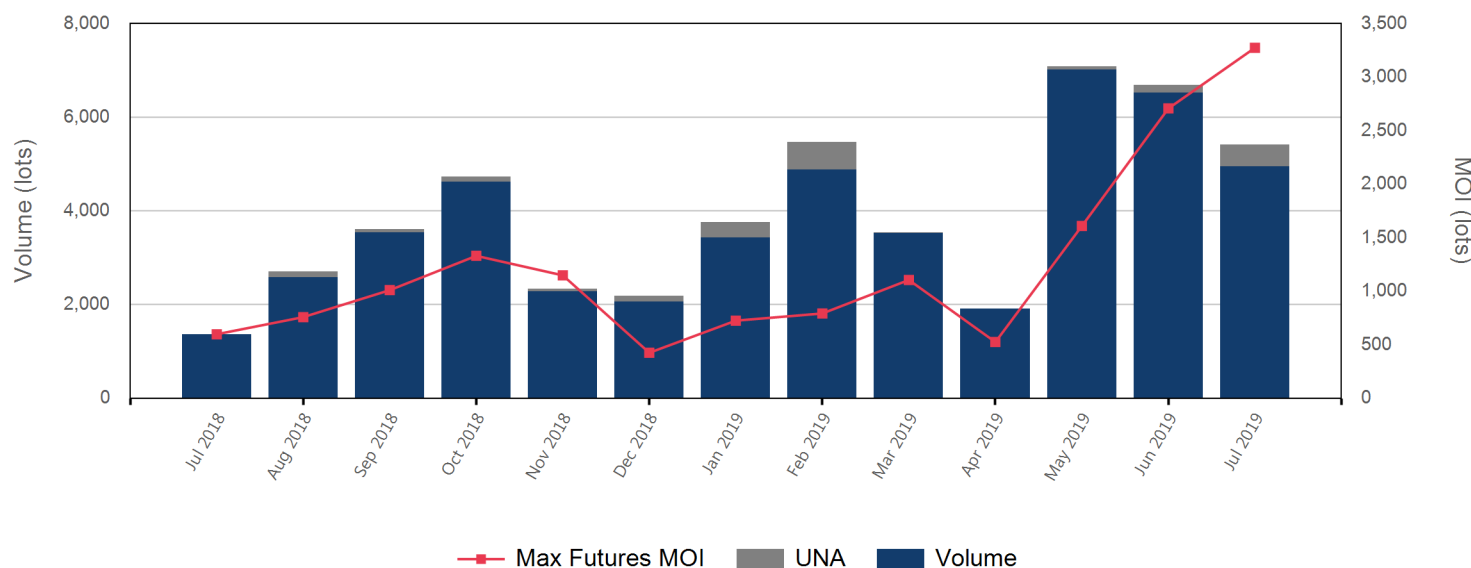
Volume - Jul 2019

Lots	5,419
Tonnes	54,190

Volume - Year To date

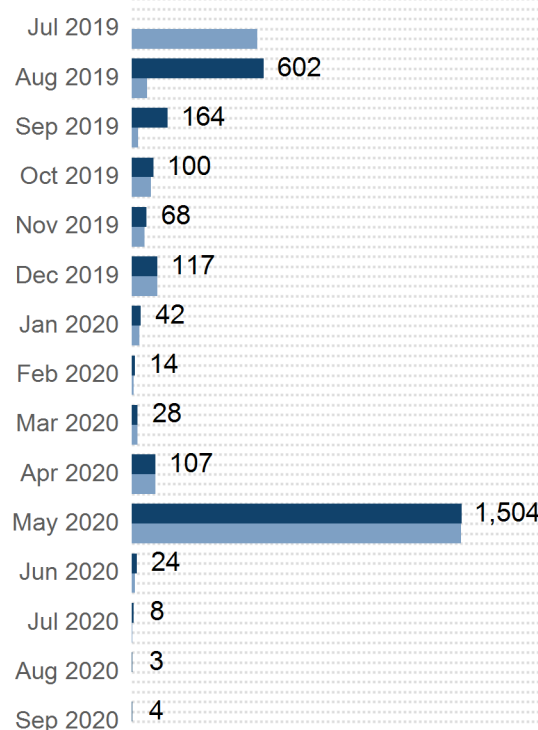
Lots	33,864
Tonnes	338,640

Volume & Futures Market Open Interest (MOI)

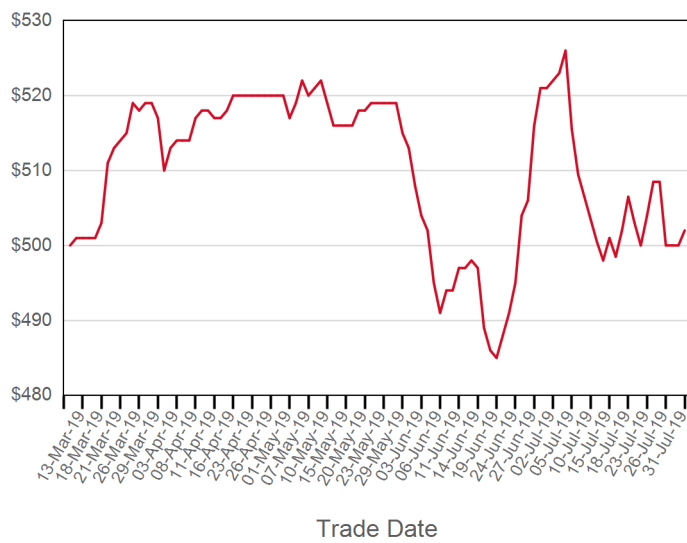


Prompt Month	End of Month - Daily Settlement	Volume	End of Month MOI
Jul 2019	\$460.65	524	
Aug 2019	\$466.00	2,866	602
Sep 2019	\$469.50	791	164
Oct 2019	\$471.50	375	100
Nov 2019	\$470.00	242	68
Dec 2019	\$469.00	207	117
Jan 2020	\$468.50	93	42
Feb 2020	\$465.50	33	14
Mar 2020	\$465.50	35	28
Apr 2020	\$463.50	36	107
May 2020	\$463.00	29	1,504
Jun 2020	\$460.50	78	24
Jul 2020	\$461.50	41	8
Aug 2020	\$459.50	39	3
Sep 2020	\$454.00	30	4

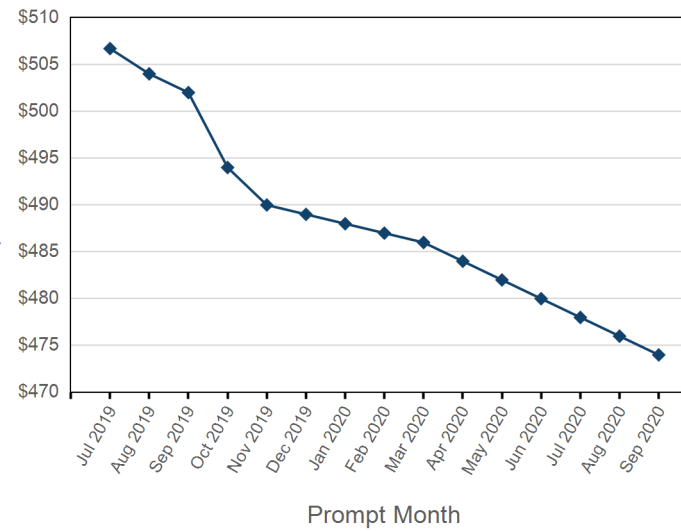
End of Month MOI Last Month MOI



3rd Month



Forward curve



Front Month	
Average	\$509.27
Minimum	\$505.50
Maximum	\$519.00

Volume (Excl UNA) - Jul 2019

Lots	4,390
------	-------

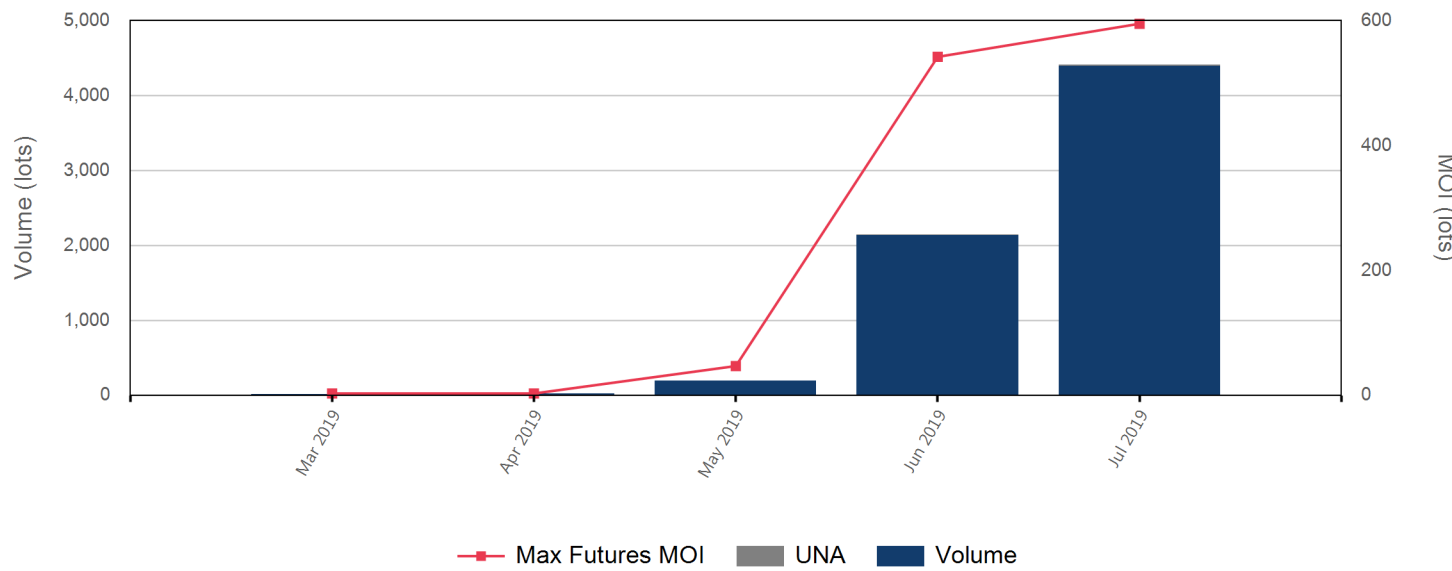
Volume - Jul 2019

Lots	4,410
Tonnes	44,100

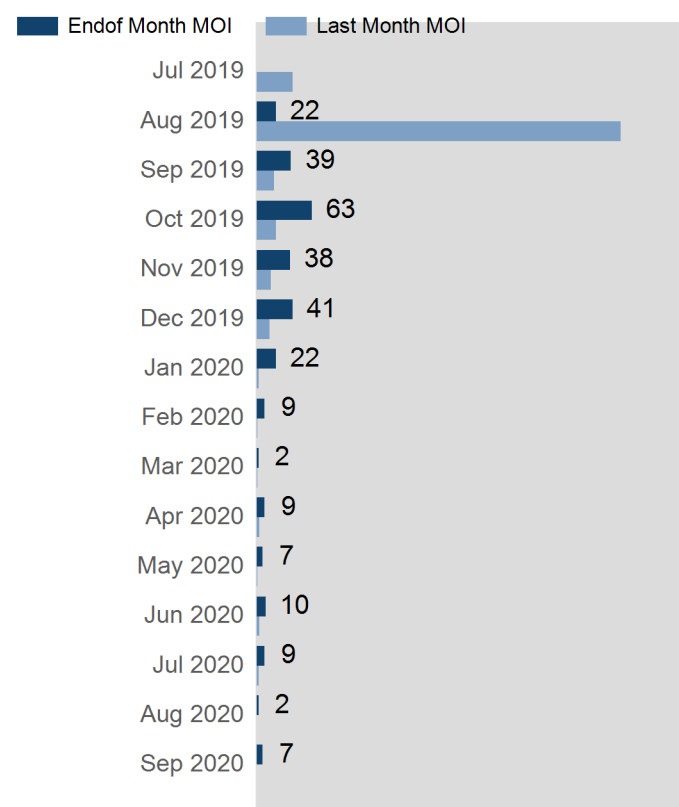
Volume - Year To date

Lots	6,770
Tonnes	67,700

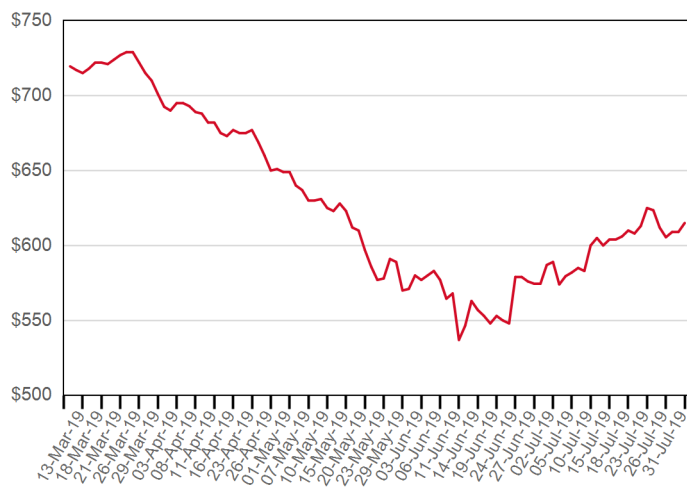
Volume & Futures Market Open Interest (MOI)



Prompt Month	End of Month - Daily Settlement	Volume	End of Month MOI
Jul 2019	\$506.70	105	
Aug 2019	\$504.00	1,495	22
Sep 2019	\$502.00	611	39
Oct 2019	\$494.00	600	63
Nov 2019	\$490.00	460	38
Dec 2019	\$489.00	375	41
Jan 2020	\$488.00	268	22
Feb 2020	\$487.00	77	9
Mar 2020	\$486.00	77	2
Apr 2020	\$484.00	74	9
May 2020	\$482.00	68	7
Jun 2020	\$480.00	75	10
Jul 2020	\$478.00	55	9
Aug 2020	\$476.00	34	2
Sep 2020	\$474.00	36	7

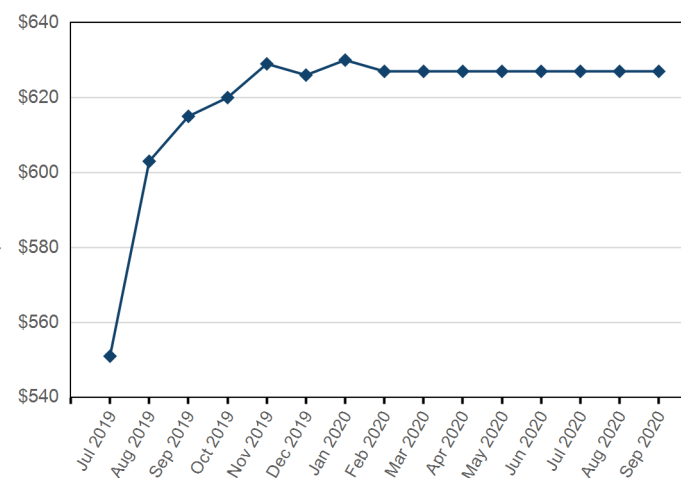


3rd Month



Trade Date

Forward curve



Prompt Month

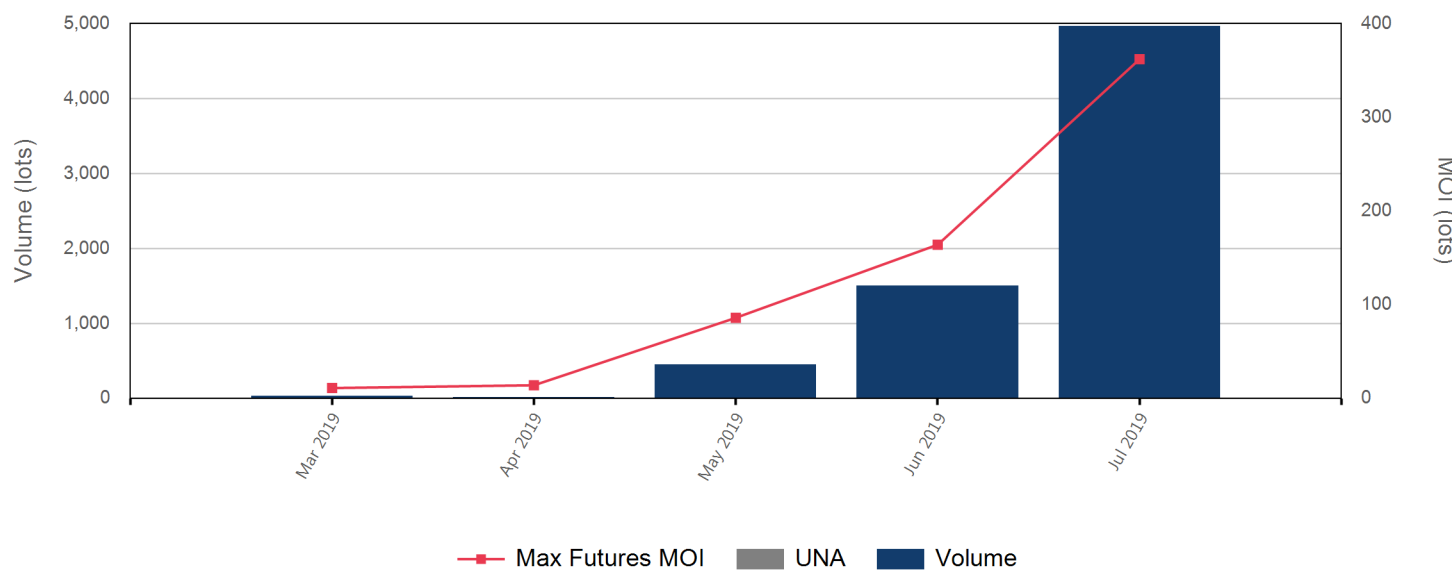
Front Month	
Average	\$541.89
Minimum	\$523.00
Maximum	\$555.00

Volume (Excl UNA) - Jul 2019	
Lots	4,966

Volume - Jul 2019	
Lots	4,966
Short tons	49,660

Volume - Year To date	
Lots	6,965
Short tons	69,650

Volume & Futures Market Open Interest (MOI)



Prompt Month	End of Month - Daily Settlement	Volume	End of Month MOI
Jul 2019	\$551.00	349	
Aug 2019	\$603.00	816	34
Sep 2019	\$615.00	691	20
Oct 2019	\$620.00	670	20
Nov 2019	\$629.00	714	61
Dec 2019	\$626.00	521	26
Jan 2020	\$630.00	421	19
Feb 2020	\$627.00	142	8
Mar 2020	\$627.00	106	13
Apr 2020	\$627.00	113	13
May 2020	\$627.00	103	7
Jun 2020	\$627.00	113	13
Jul 2020	\$627.00	75	13
Aug 2020	\$627.00	69	6
Sep 2020	\$627.00	63	3

