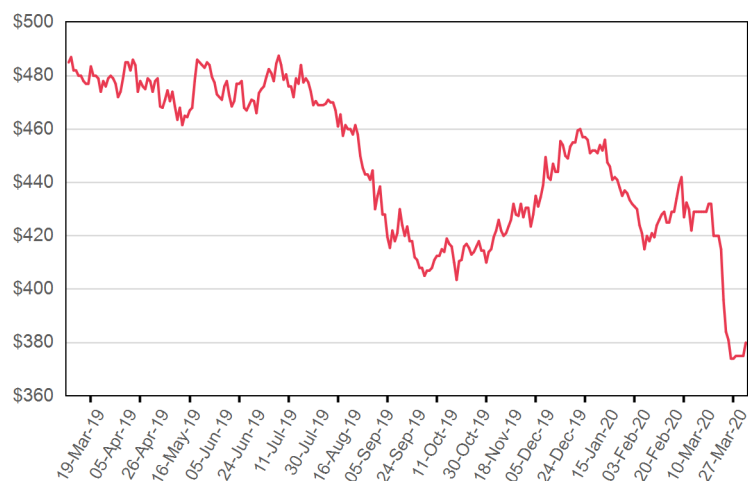
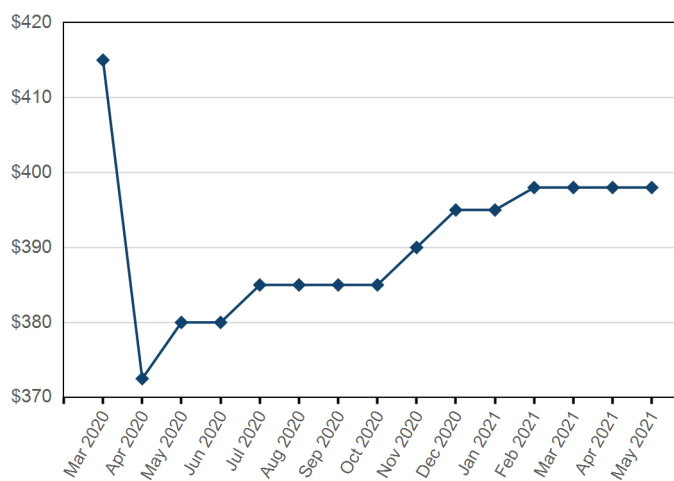


3rd Month



Trade date

Forward curve



Prompt Month

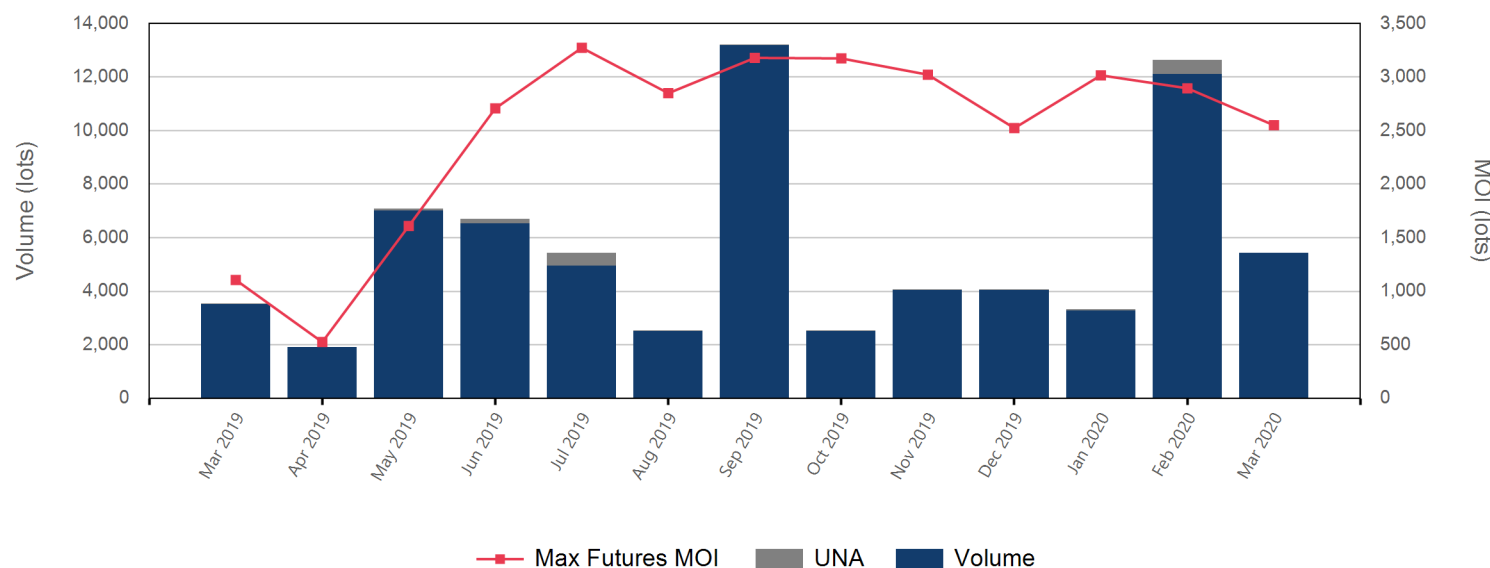
Front Month	
Average	\$425.27
Minimum	\$415.00
Maximum	\$430.00

Volume (Excl UNA) - Mar 2020	
Lots	5,417

Volume - Mar 2020	
Lots	5,417
Tonnes	54,170

Volume - Year To date	
Lots	21,374
Tonnes	213,740

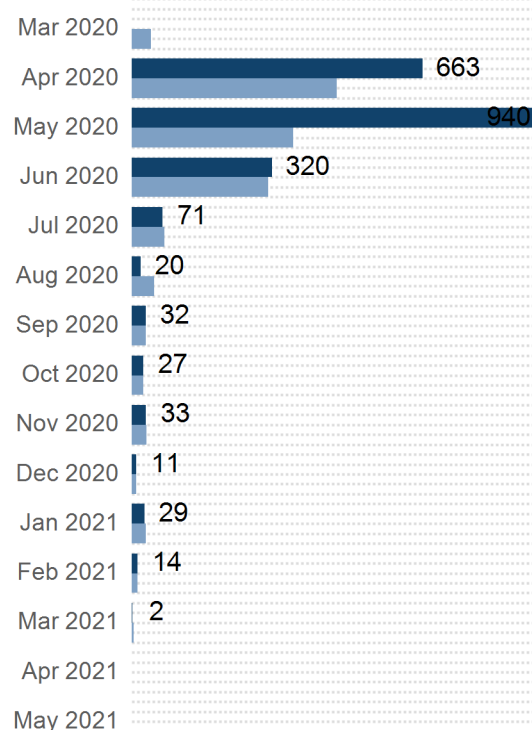
Volume & Futures Market Open Interest (MOI)



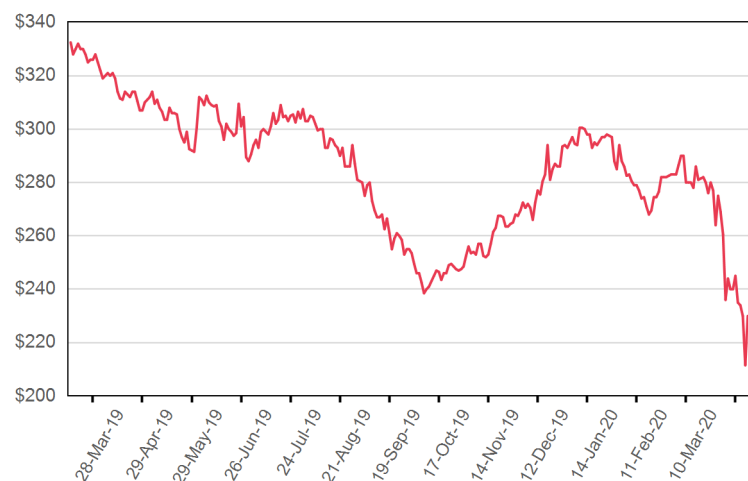
— Max Futures MOI ■ UNA ■ Volume

Prompt Month	End of Month - Daily Settlement	Volume	End of Month MOI
Mar 2020	\$415.00	24	
Apr 2020	\$372.50	2,615	663
May 2020	\$380.00	2,510	940
Jun 2020	\$380.00	129	320
Jul 2020	\$385.00	24	71
Aug 2020	\$385.00	87	20
Sep 2020	\$385.00		32
Oct 2020	\$385.00		27
Nov 2020	\$390.00	2	33
Dec 2020	\$395.00	6	11
Jan 2021	\$395.00	8	29
Feb 2021	\$398.00		14
Mar 2021	\$398.00	12	2
Apr 2021	\$398.00		
May 2021	\$398.00		

End of Month MOI Last Month MOI

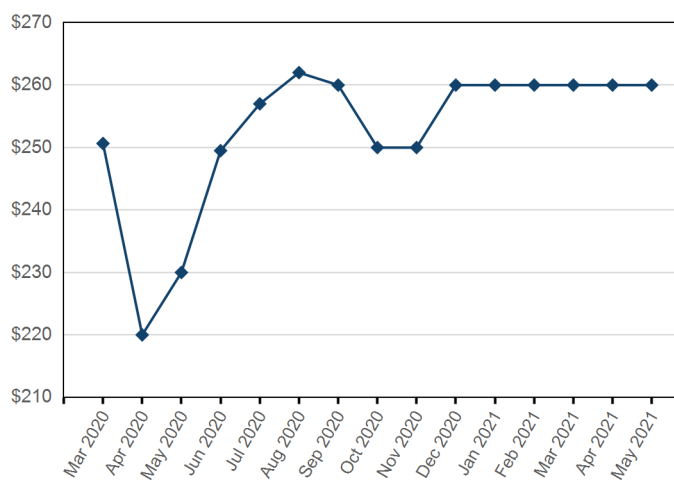


3rd Month



Trade date

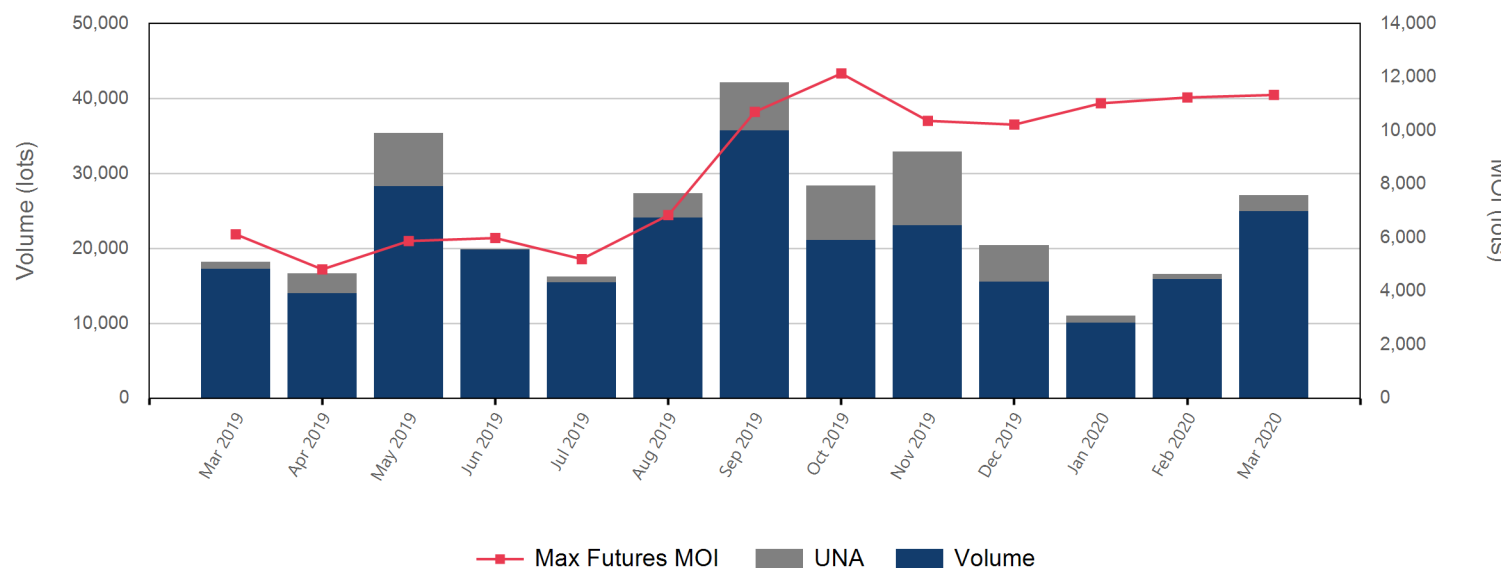
Forward curve



Prompt Month

Front Month	
Average	\$265.46
Minimum	\$250.65
Maximum	\$278.00

Volume & Futures Market Open Interest (MOI)



— Max Futures MOI ■ UNA ■ Volume

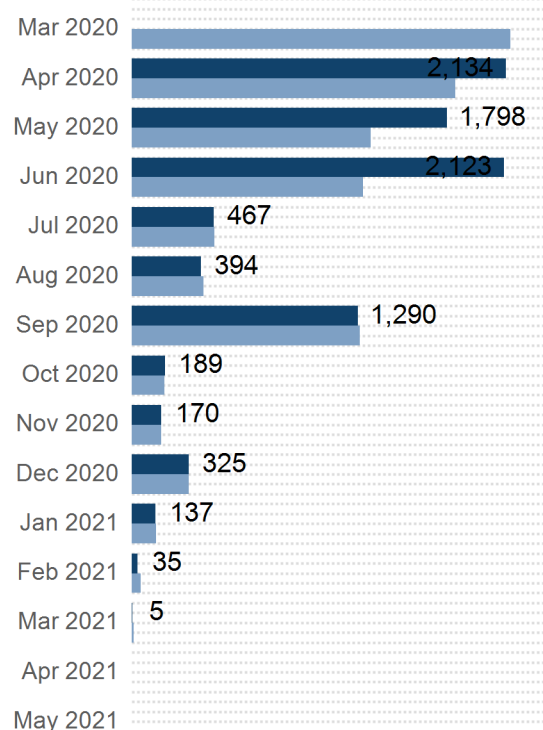
Volume (Excl UNA) - Mar 2020	
Lots	24,966

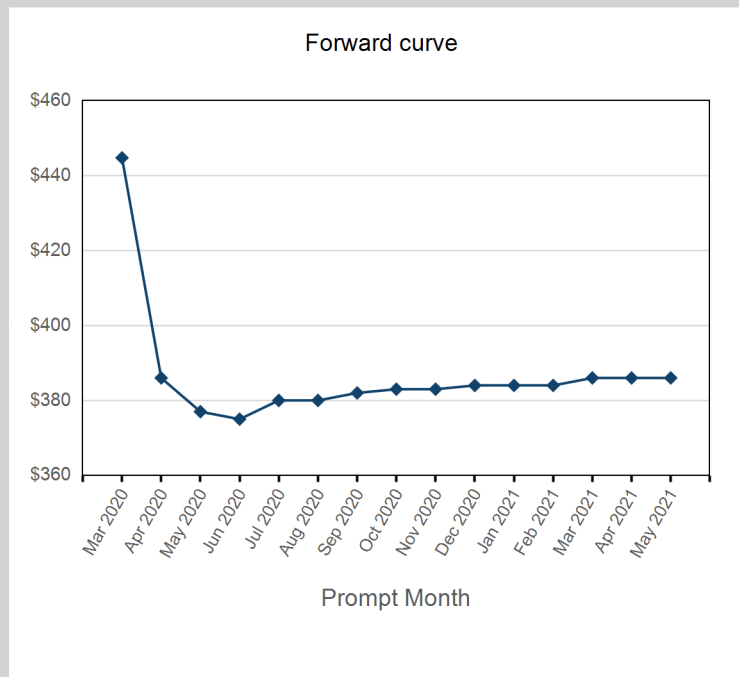
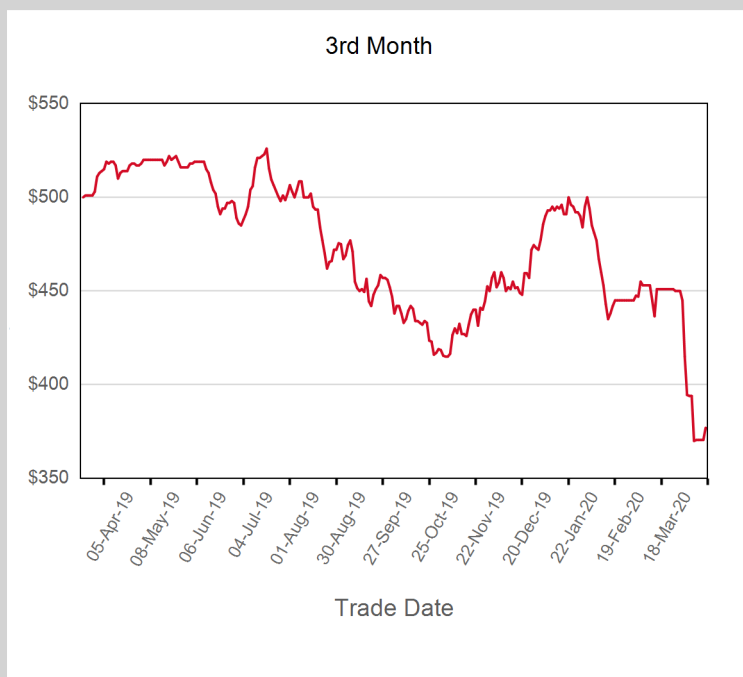
Volume - Mar 2020	
Lots	27,102
Tonnes	271,020

Volume - Year To date	
Lots	54,658
Tonnes	546,580

Prompt Month	End of Month - Daily Settlement	Volume	End of Month MOI
Mar 2020	\$250.65	1,775	
Apr 2020	\$220.00	9,013	2,134
May 2020	\$230.00	8,814	1,798
Jun 2020	\$249.50	2,993	2,123
Jul 2020	\$257.00	1,270	467
Aug 2020	\$262.00	1,365	394
Sep 2020	\$260.00	1,262	1,290
Oct 2020	\$250.00	3	189
Nov 2020	\$250.00	15	170
Dec 2020	\$260.00	318	325
Jan 2021	\$260.00	201	137
Feb 2021	\$260.00	49	35
Mar 2021	\$260.00	24	5
Apr 2021	\$260.00		
May 2021	\$260.00		

■ End of Month MOI ■ Last Month MOI



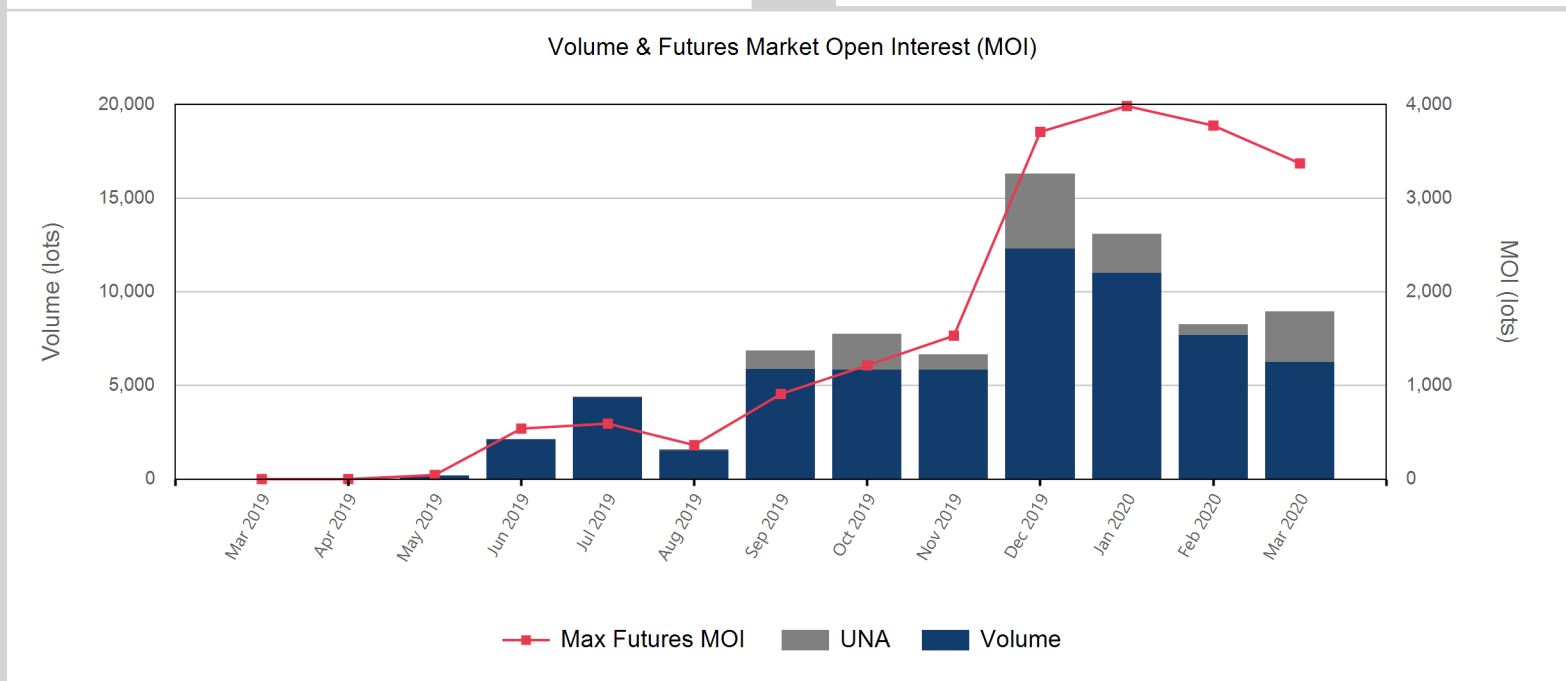


Front Month	
Average	\$453.08
Minimum	\$444.73
Maximum	\$458.00

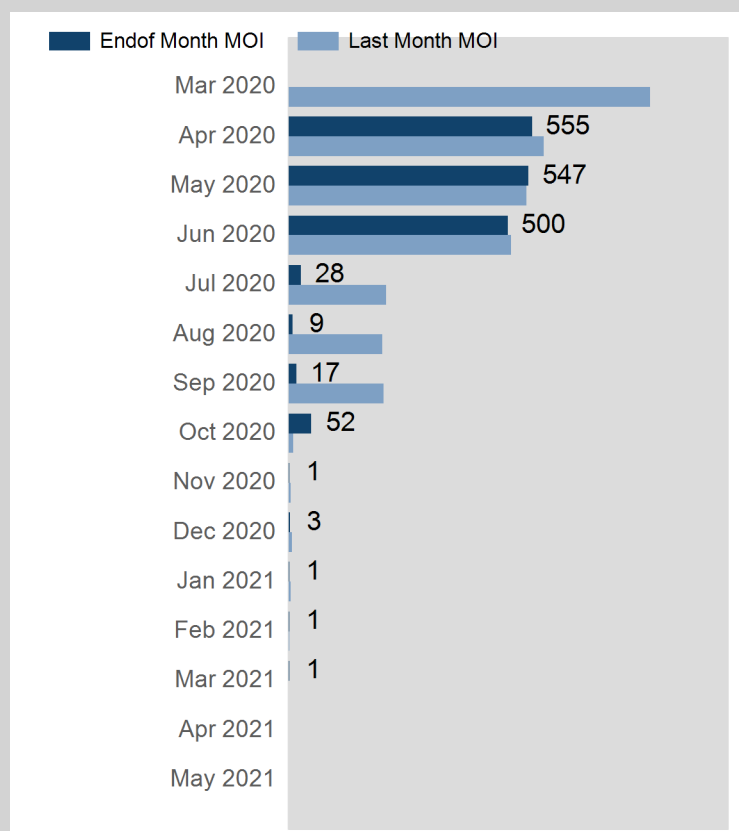
Volume (Excl UNA) - Mar 2020	
Lots	6,255

Volume - Mar 2020	
Lots	8,955
Tonnes	89,550

Volume - Year To date	
Lots	30,326
Tonnes	303,260



Prompt Month	End of Month - Daily Settlement	Volume	End of Month MOI
Mar 2020	\$444.73	1,175	
Apr 2020	\$386.00	1,835	555
May 2020	\$377.00	1,805	547
Jun 2020	\$375.00	1,057	500
Jul 2020	\$380.00	857	28
Aug 2020	\$380.00	833	9
Sep 2020	\$382.00	844	17
Oct 2020	\$383.00	483	52
Nov 2020	\$383.00	15	1
Dec 2020	\$384.00	21	3
Jan 2021	\$384.00	15	1
Feb 2021	\$384.00	12	1
Mar 2021	\$386.00	3	1
Apr 2021	\$386.00		
May 2021	\$386.00		

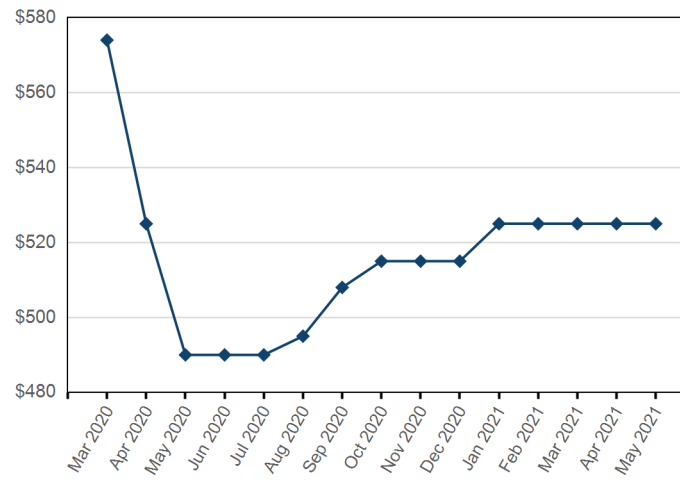


3rd Month



Trade Date

Forward curve



Prompt Month

Front Month

Average	\$579.18
Minimum	\$574.00
Maximum	\$583.00

Volume (Excl UNA) - Mar 2020

Lots	321
-------------	-----

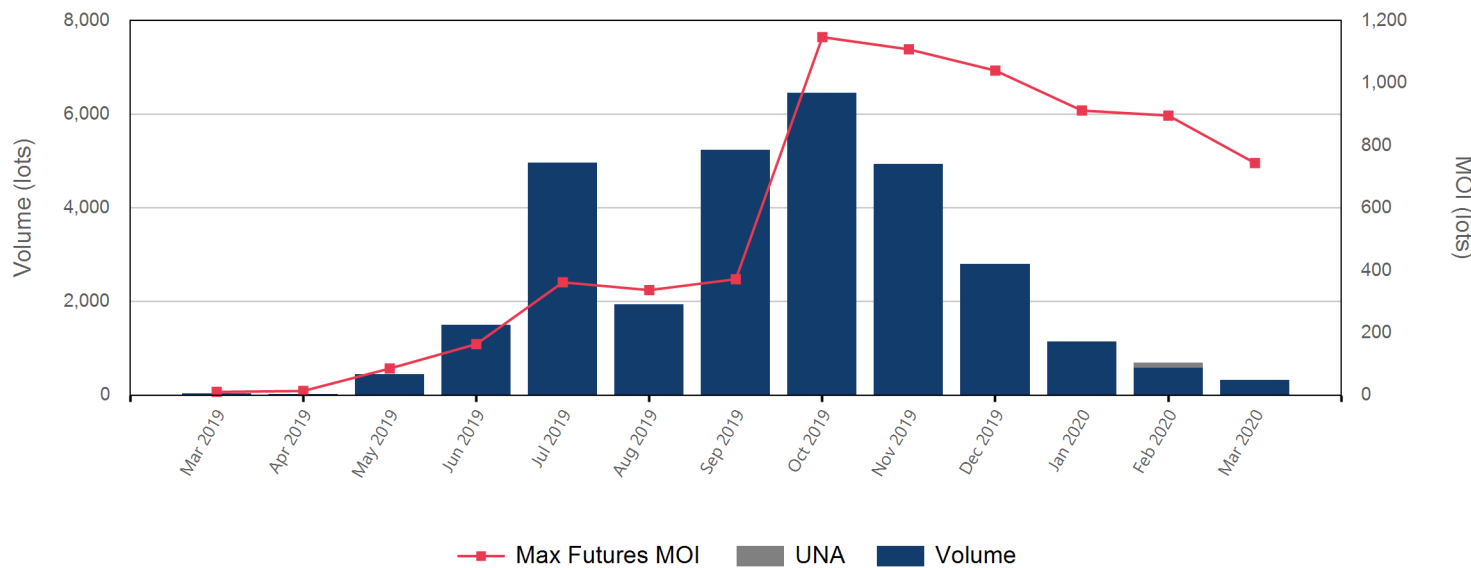
Volume - Mar 2020

Lots	321
Short tons	3,210

Volume - Year To date

Lots	2,166
Short tons	21,660

Volume & Futures Market Open Interest (MOI)



— Max Futures MOI ■ UNA ■ Volume

Prompt Month	End of Month - Daily Settlement	Volume	End of Month MOI
Mar 2020	\$574.00		
Apr 2020	\$525.00	66	16
May 2020	\$490.00	60	29
Jun 2020	\$490.00	75	17
Jul 2020	\$490.00	18	18
Aug 2020	\$495.00	27	20
Sep 2020	\$508.00	12	9
Oct 2020	\$515.00	27	110
Nov 2020	\$515.00	3	101
Dec 2020	\$515.00	6	101
Jan 2021	\$525.00	18	8
Feb 2021	\$525.00	9	0
Mar 2021	\$525.00		
Apr 2021	\$525.00		
May 2021	\$525.00		

■ End of Month MOI ■ Last Month MOI

