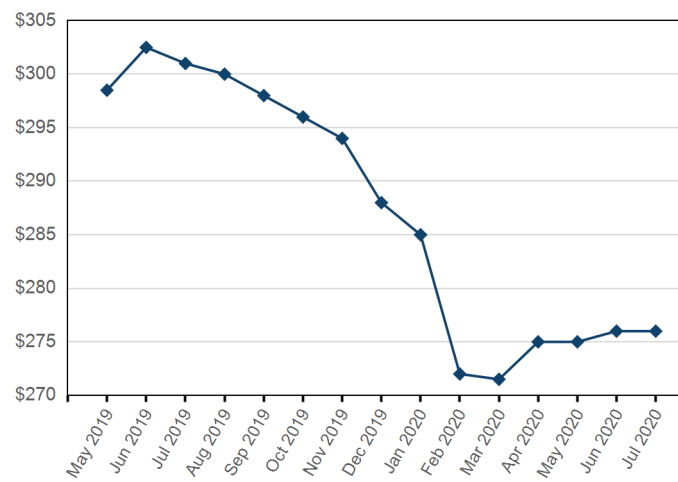


3rd Month



Trade date

Forward curve



Prompt Month

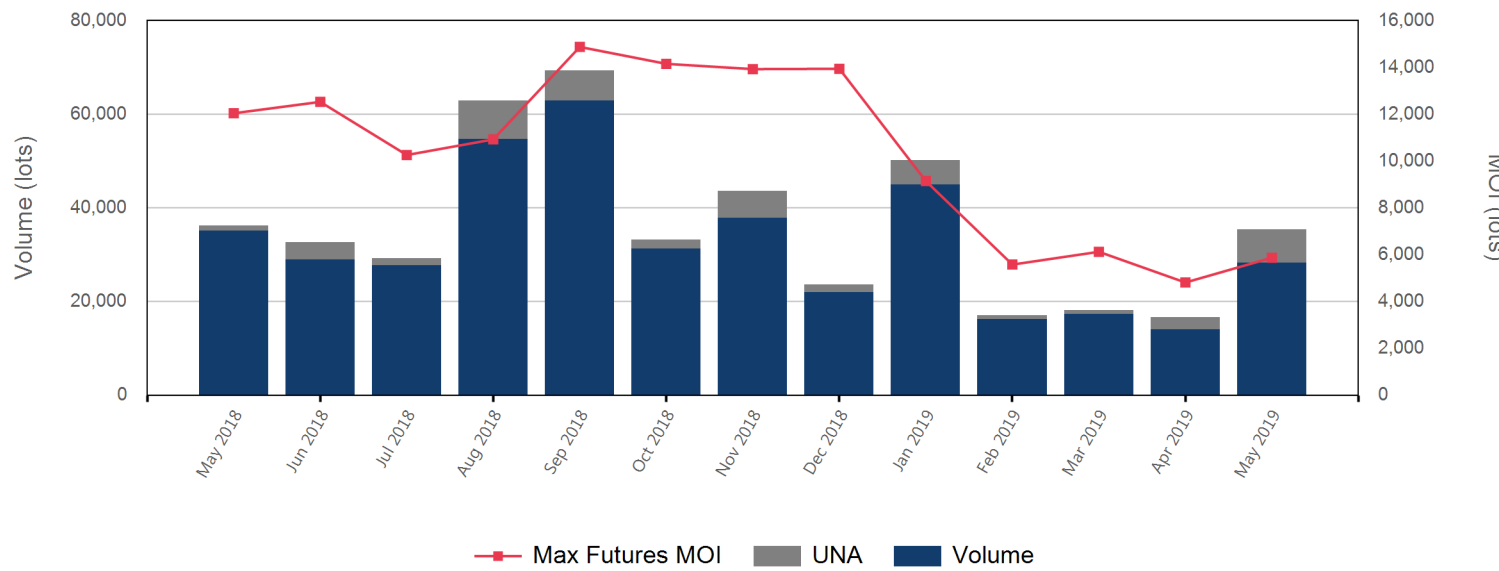
Front Month	
Average	\$297.83
Minimum	\$291.00
Maximum	\$307.00

Volume (Excl UNA) - May 2019	
Lots	28,278

Volume - May 2019	
Lots	35,353
Tonnes	353,530

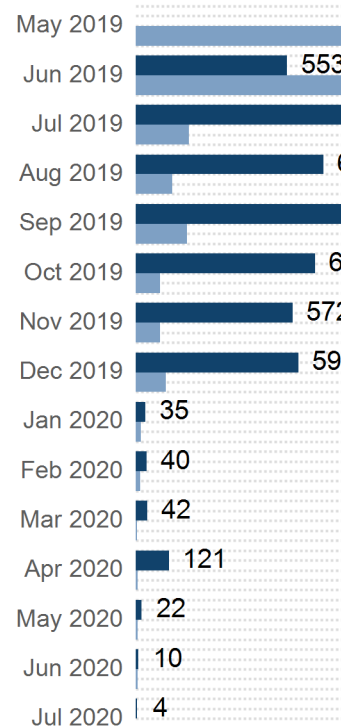
Volume - Year To date	
Lots	137,351
Tonnes	1,373,510

Volume & Futures Market Open Interest (MOI)

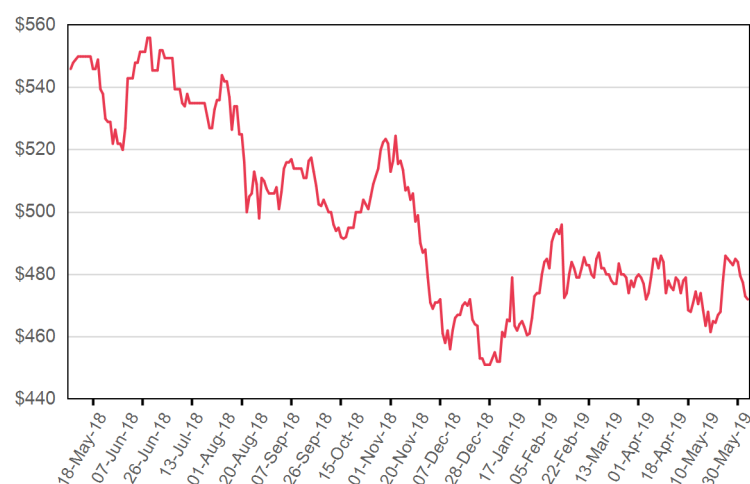


Prompt Month	End of Month - Daily Settlement	Volume	End of Month MOI
May 2019	\$298.50	848	
Jun 2019	\$302.50	6,750	553
Jul 2019	\$301.00	5,658	860
Aug 2019	\$300.00	5,538	685
Sep 2019	\$298.00	5,356	780
Oct 2019	\$296.00	3,560	655
Nov 2019	\$294.00	3,392	572
Dec 2019	\$288.00	3,182	594
Jan 2020	\$285.00	197	35
Feb 2020	\$272.00	149	40
Mar 2020	\$271.50	176	42
Apr 2020	\$275.00	404	121
May 2020	\$275.00	89	22
Jun 2020	\$276.00	39	10
Jul 2020	\$276.00	15	4

End of Month MOI Last Month MOI

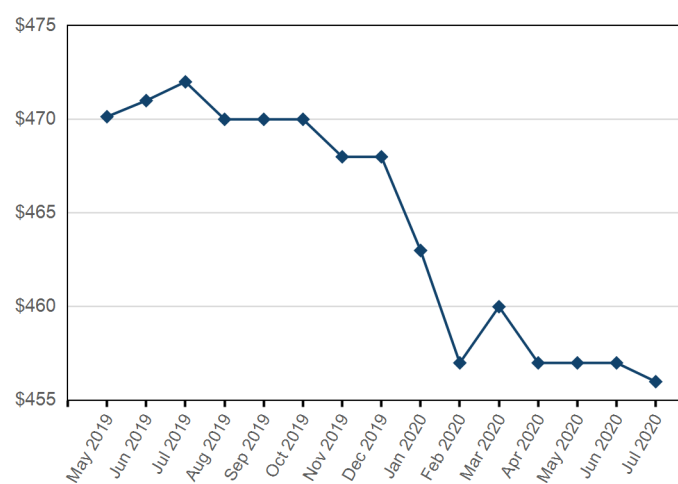


3rd Month



Trade date

Forward curve



Prompt Month

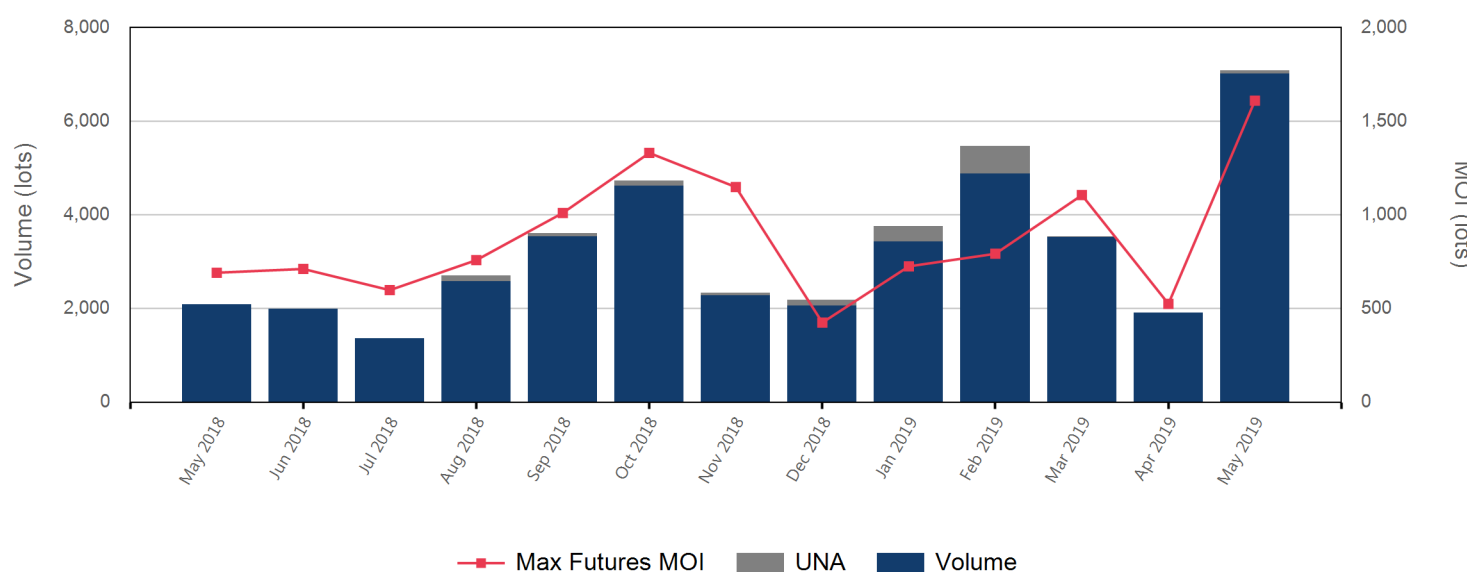
Front Month	
Average	\$468.13
Minimum	\$459.50
Maximum	\$478.00

Volume (Excl UNA) - May 2019	
Lots	7,011

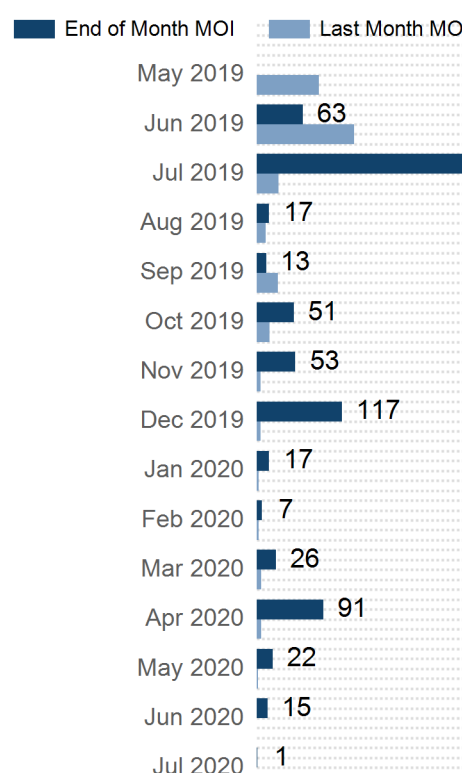
Volume - May 2019	
Lots	7,082
Tonnes	70,820

Volume - Year To date	
Lots	21,755
Tonnes	217,550

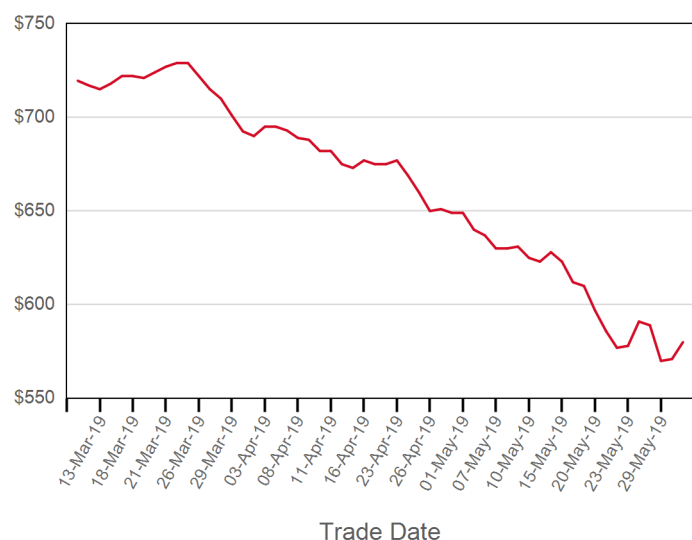
Volume & Futures Market Open Interest (MOI)



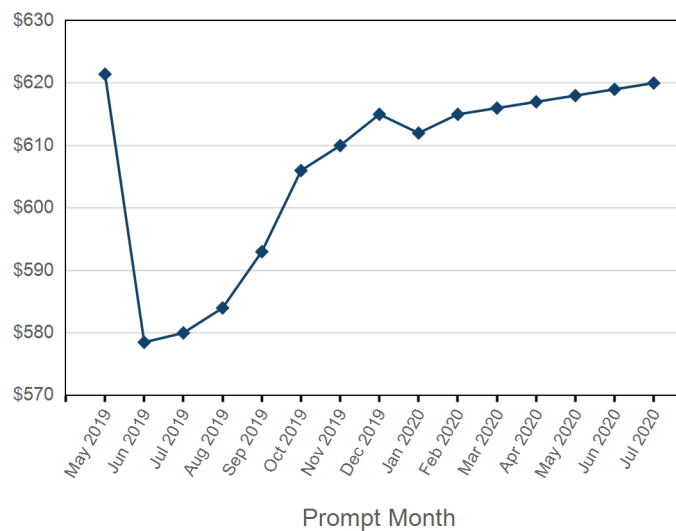
Prompt Month	End of Month - Daily Settlement	Volume	End of Month MOI
May 2019	\$470.14	1,620	
Jun 2019	\$471.00	769	63
Jul 2019	\$472.00	1,947	562
Aug 2019	\$470.00	221	17
Sep 2019	\$470.00	384	13
Oct 2019	\$470.00	482	51
Nov 2019	\$468.00	381	53
Dec 2019	\$468.00	475	117
Jan 2020	\$463.00	86	17
Feb 2020	\$457.00	66	7
Mar 2020	\$460.00	108	26
Apr 2020	\$457.00	333	91
May 2020	\$457.00	126	22
Jun 2020	\$457.00	75	15
Jul 2020	\$456.00	9	1



3rd Month



Forward curve



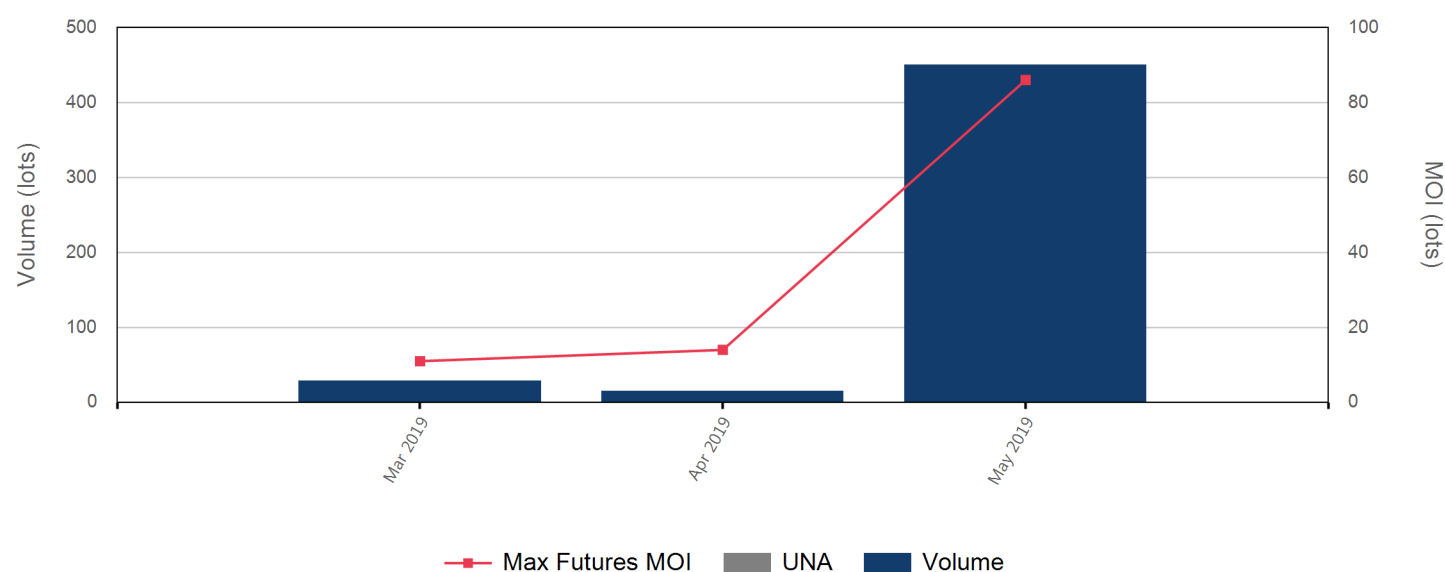
Front Month	
Average	\$640.93
Minimum	\$621.43
Maximum	\$651.00

Volume (Excl UNA) - May 2019	
Lots	450

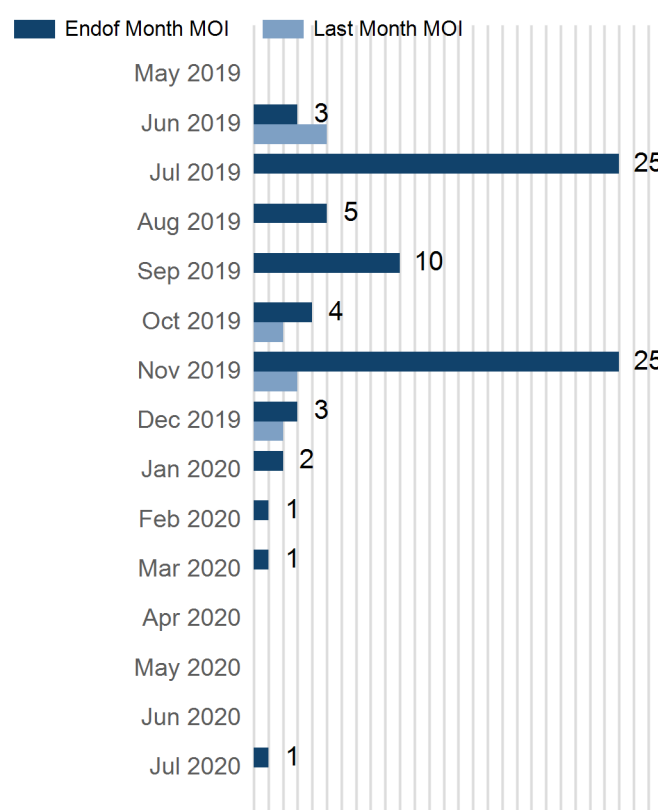
Volume - May 2019	
Lots	450
Short tons	4,500

Volume - Year To date	
Lots	494
Short tons	4,940

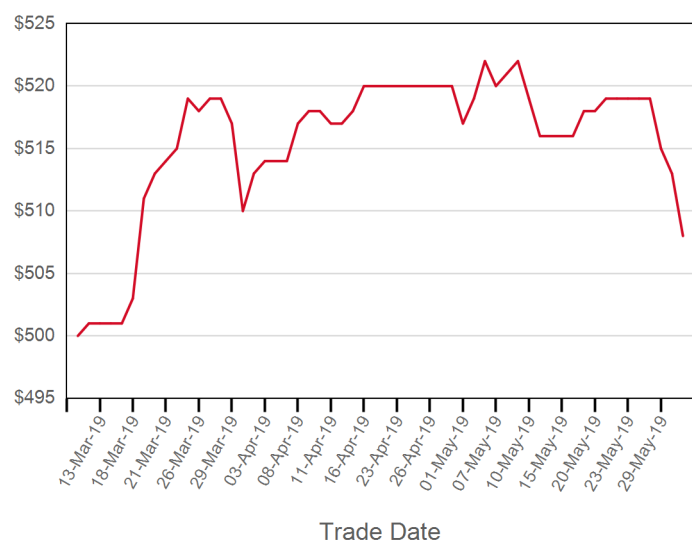
Volume & Futures Market Open Interest (MOI)



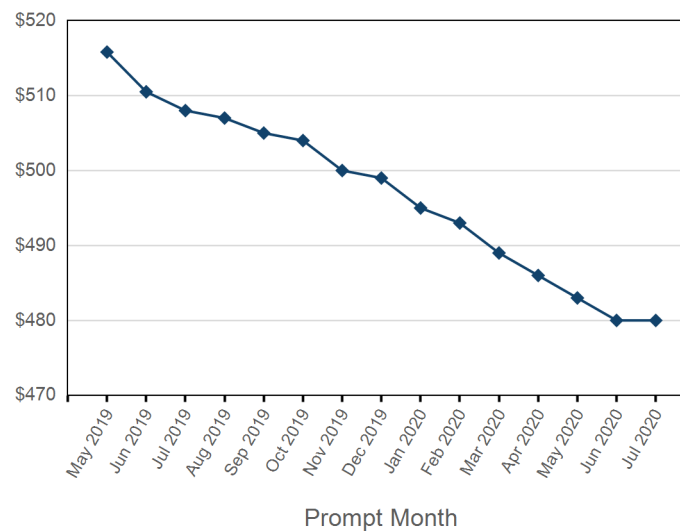
Prompt Month	End of Month - Daily Settlement	Volume	End of Month MOI
May 2019	\$621.43	75	
Jun 2019	\$578.50	36	3
Jul 2019	\$580.00	105	25
Aug 2019	\$584.00	24	5
Sep 2019	\$593.00	30	10
Oct 2019	\$606.00	49	4
Nov 2019	\$610.00	97	25
Dec 2019	\$615.00	19	3
Jan 2020	\$612.00	6	2
Feb 2020	\$615.00	3	1
Mar 2020	\$616.00	3	1
Apr 2020	\$617.00		
May 2020	\$618.00		
Jun 2020	\$619.00		
Jul 2020	\$620.00	3	1



3rd Month



Forward curve



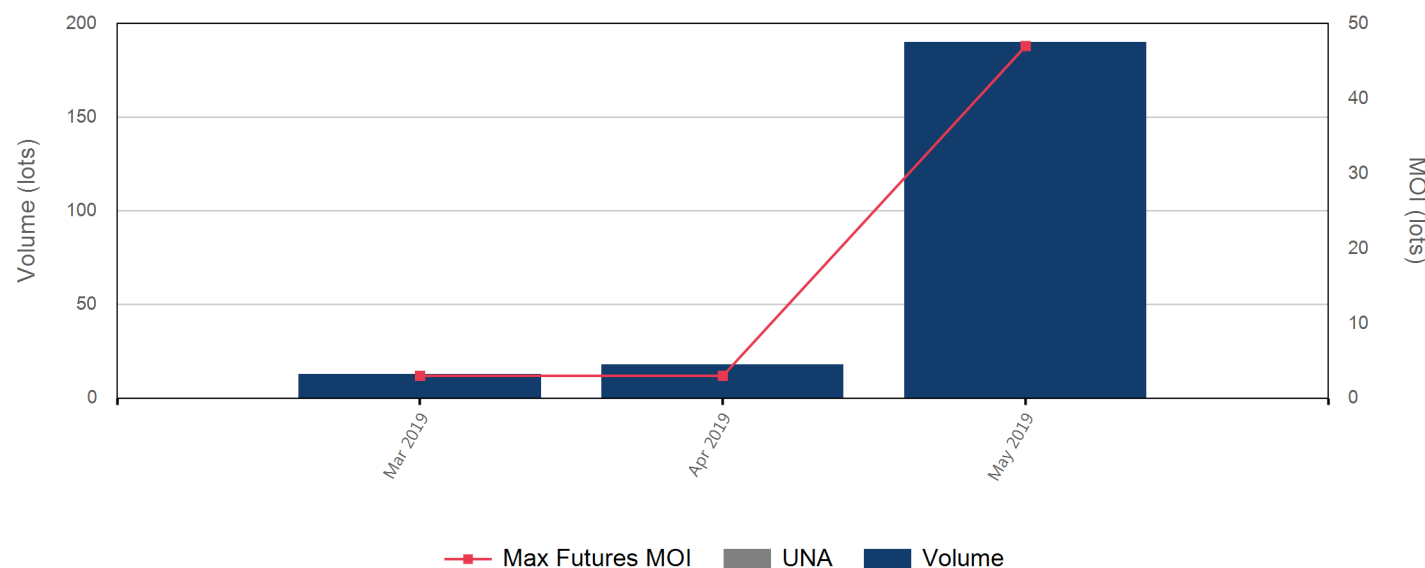
Front Month	
Average	\$522.32
Minimum	\$515.81
Maximum	\$529.00

Volume (Excl UNA) - May 2019	
Lots	190

Volume - May 2019	
Lots	190
Tonnes	1,900

Volume - Year To date	
Lots	221
Tonnes	2,210

Volume & Futures Market Open Interest (MOI)



Prompt Month	End of Month - Daily Settlement	Volume	End of Month MOI
May 2019	\$515.81		
Jun 2019	\$510.50	57	17
Jul 2019	\$508.00	25	7
Aug 2019	\$507.00	21	3
Sep 2019	\$505.00	18	4
Oct 2019	\$504.00	15	5
Nov 2019	\$500.00	30	9
Dec 2019	\$499.00	18	
Jan 2020	\$495.00	3	1
Feb 2020	\$493.00		
Mar 2020	\$489.00	3	1
Apr 2020	\$486.00		
May 2020	\$483.00		
Jun 2020	\$480.00		
Jul 2020	\$480.00		

