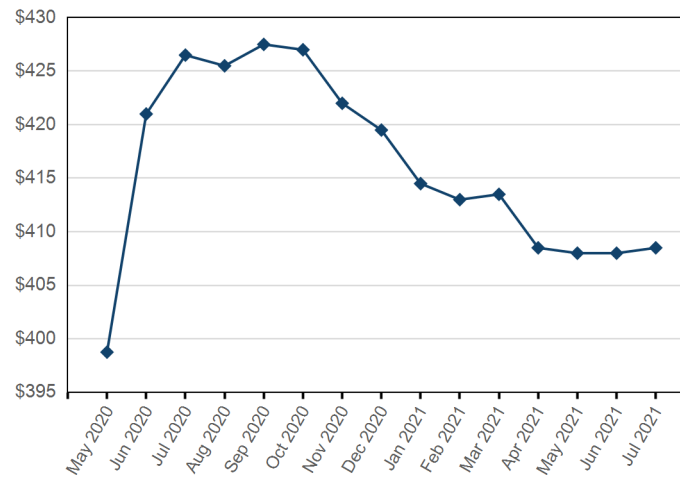


3rd Month



Trade date

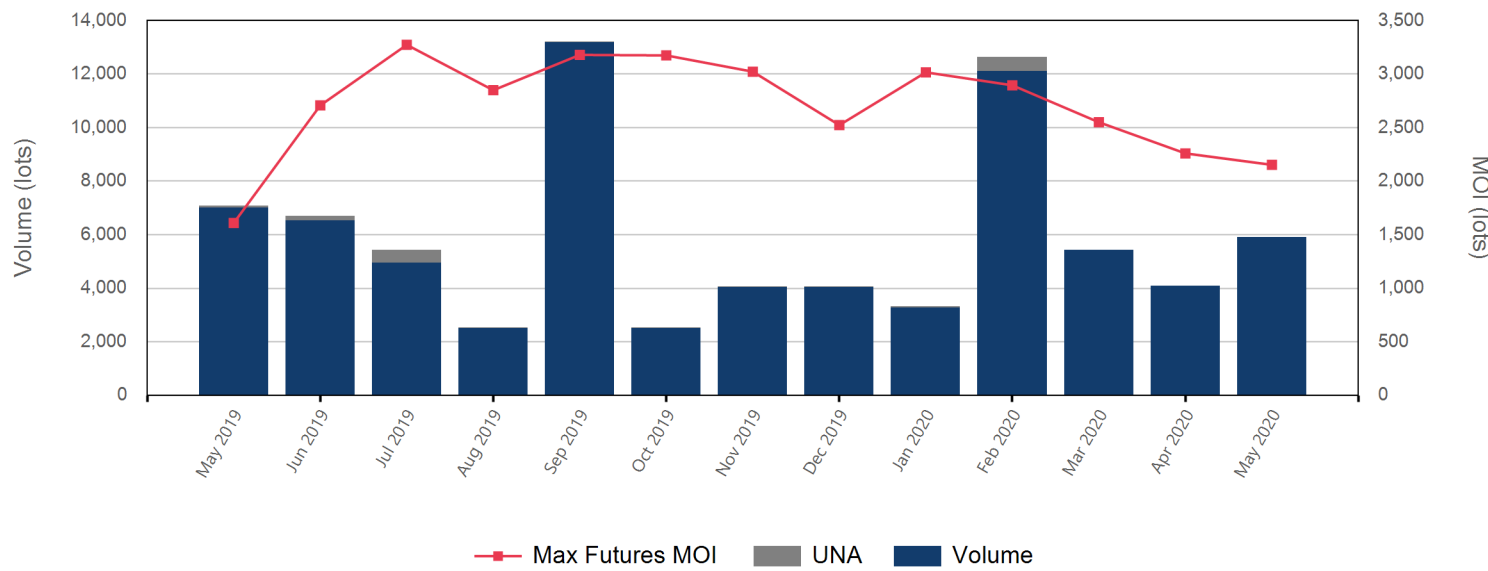
Forward curve



Prompt Month

Front Month	
Average	\$401.01
Minimum	\$397.00
Maximum	\$405.50

Volume & Futures Market Open Interest (MOI)



Max Futures MOI UNA Volume

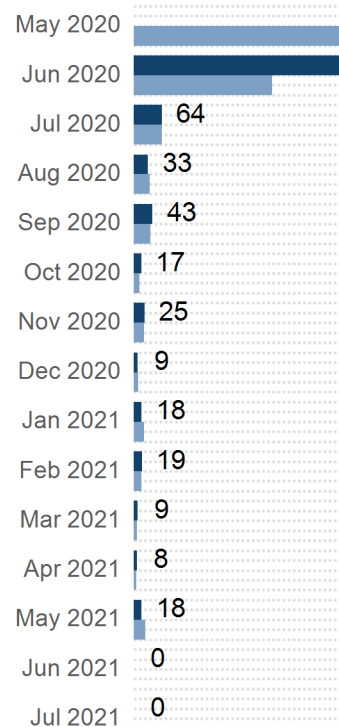
Volume (Excl UNA) - May 2020	
Lots	5,907

Volume - May 2020	
Lots	5,907
Tonnes	59,070

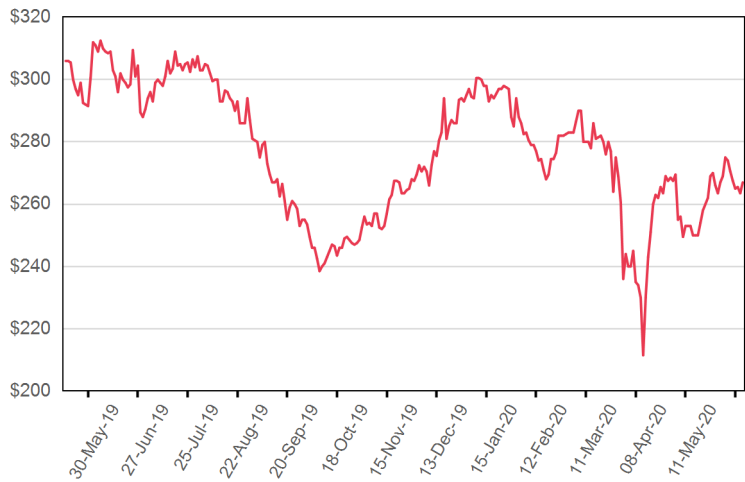
Volume - Year To date	
Lots	31,358
Tonnes	313,580

Prompt Month	End of Month - Daily Settlement	Volume	End of Month MOI
May 2020	\$398.76	105	
Jun 2020	\$421.00	2,724	912
Jul 2020	\$426.50	1,032	64
Aug 2020	\$425.50	678	33
Sep 2020	\$427.50	315	43
Oct 2020	\$427.00	381	17
Nov 2020	\$422.00	231	25
Dec 2020	\$419.50	60	9
Jan 2021	\$414.50	39	18
Feb 2021	\$413.00	57	19
Mar 2021	\$413.50	72	9
Apr 2021	\$408.50	69	8
May 2021	\$408.00	57	18
Jun 2021	\$408.00	72	0
Jul 2021	\$408.50	15	0

End of Month MOI Last Month MOI

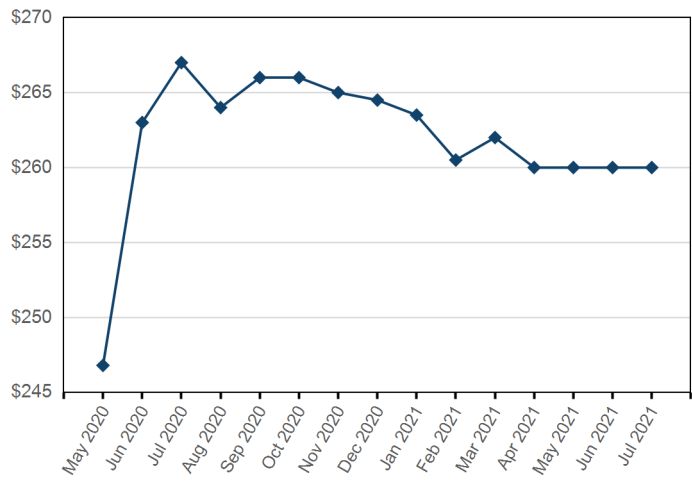


3rd Month



Trade date

Forward curve



Prompt Month

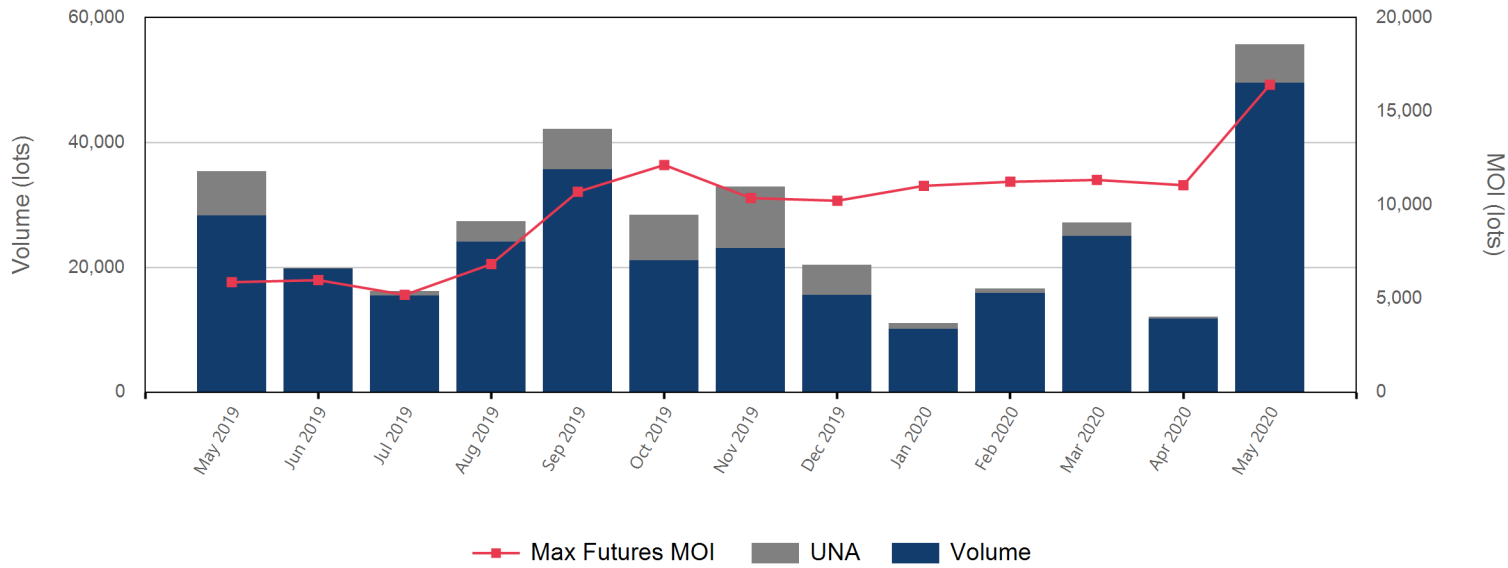
Front Month	
Average	\$248.54
Minimum	\$242.00
Maximum	\$253.00

Volume (Excl UNA) - May 2020	
Lots	49,515

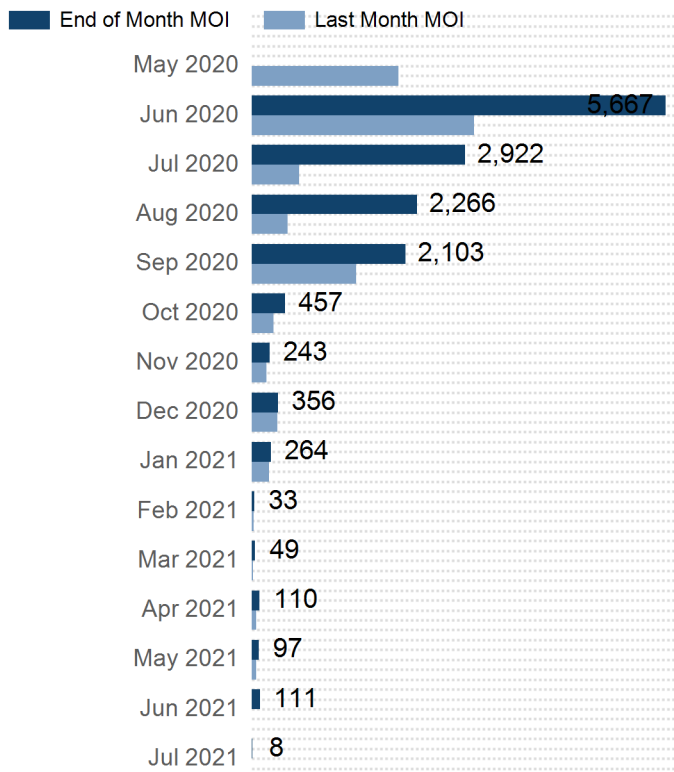
Volume - May 2020	
Lots	55,725
Tonnes	557,250

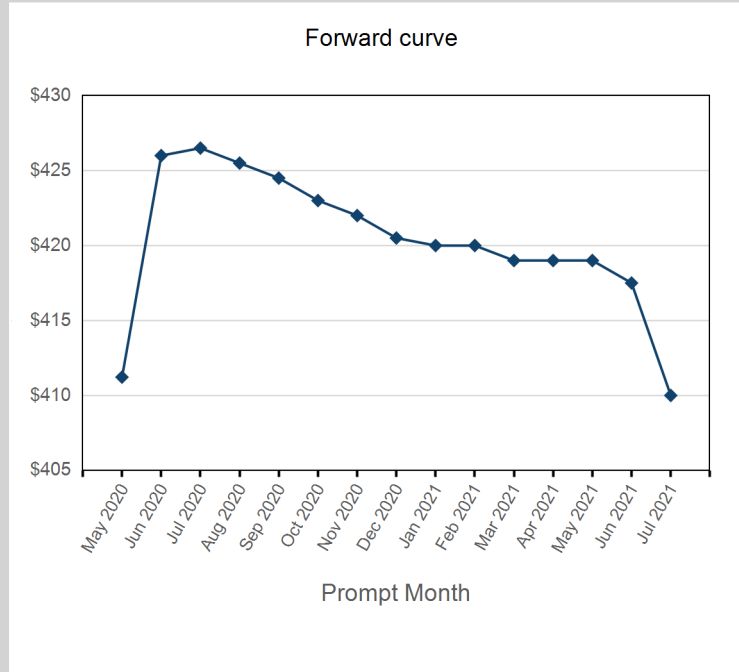
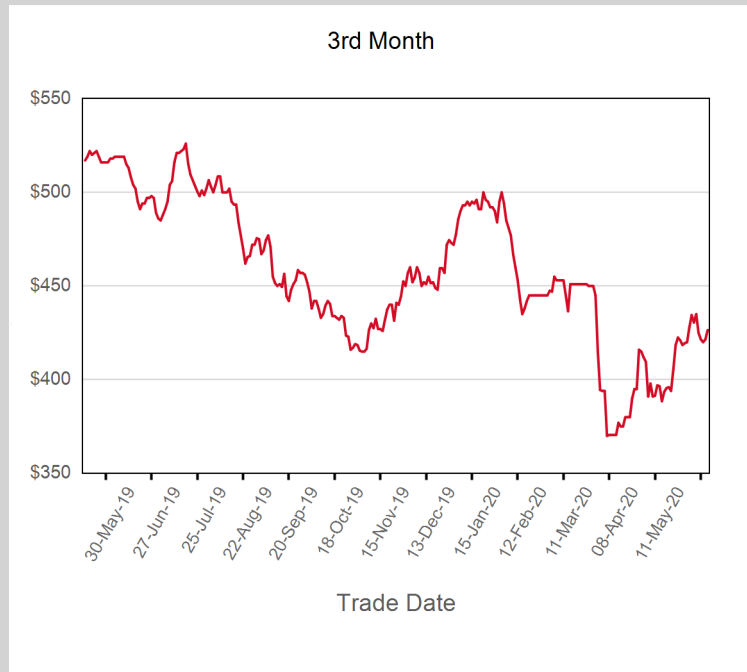
Volume - Year To date	
Lots	122,470
Tonnes	1,224,700

Volume & Futures Market Open Interest (MOI)

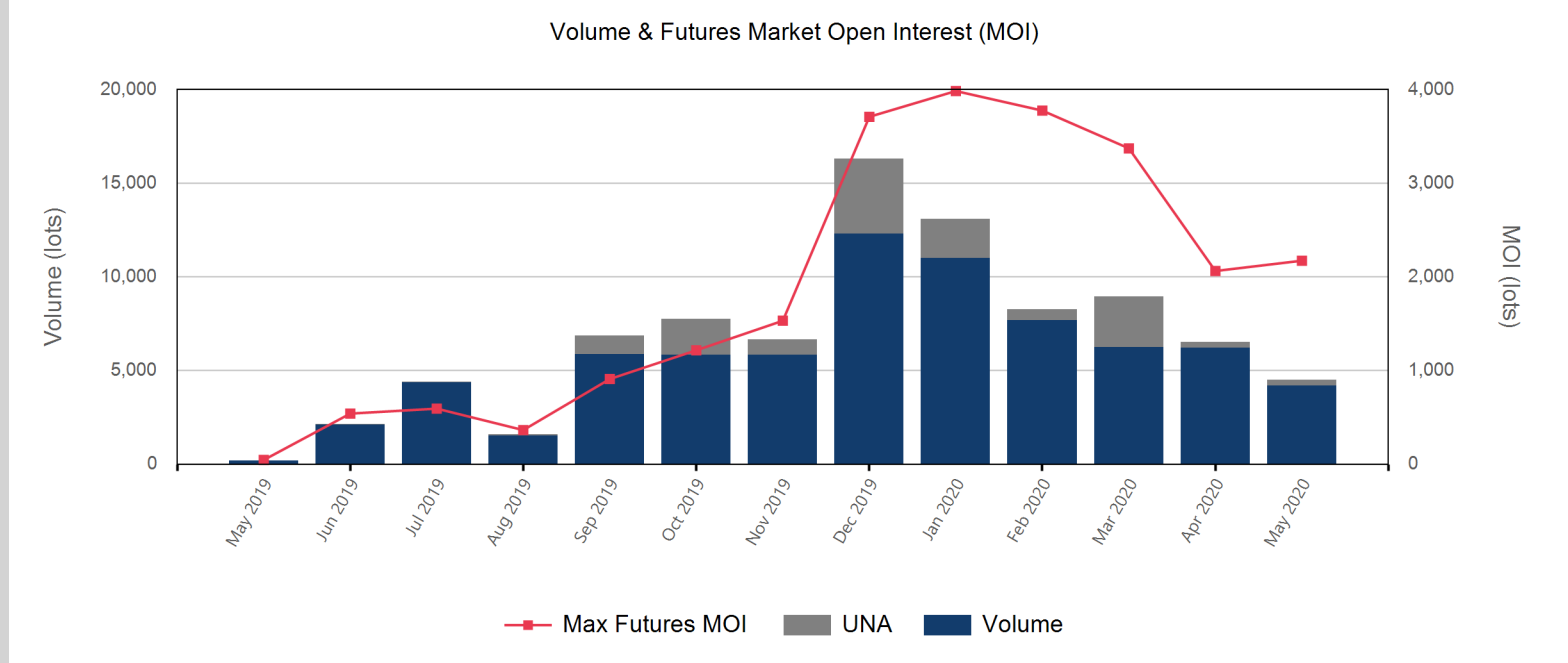


Prompt Month	End of Month - Daily Settlement	Volume	End of Month MOI
May 2020	\$246.80	1,118	
Jun 2020	\$263.00	13,849	5,667
Jul 2020	\$267.00	16,922	2,922
Aug 2020	\$264.00	12,191	2,266
Sep 2020	\$266.00	9,551	2,103
Oct 2020	\$266.00	930	457
Nov 2020	\$265.00	171	243
Dec 2020	\$264.50	45	356
Jan 2021	\$263.50	114	264
Feb 2021	\$260.50	30	33
Mar 2021	\$262.00	123	49
Apr 2021	\$260.00	183	110
May 2021	\$260.00	132	97
Jun 2021	\$260.00	342	111
Jul 2021	\$260.00	24	8





Front Month	
Average	\$406.96
Minimum	\$397.50
Maximum	\$415.50

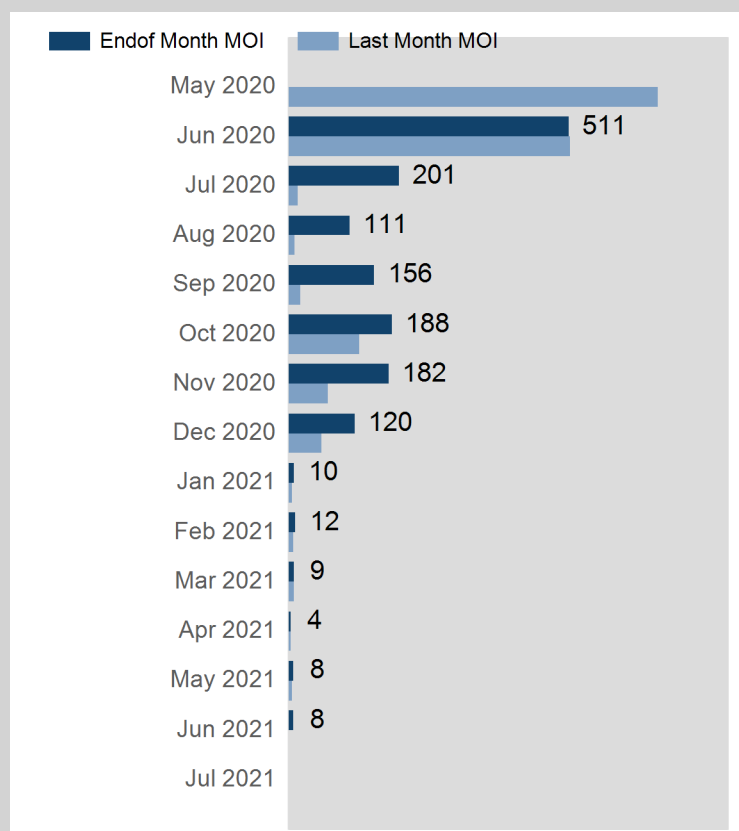


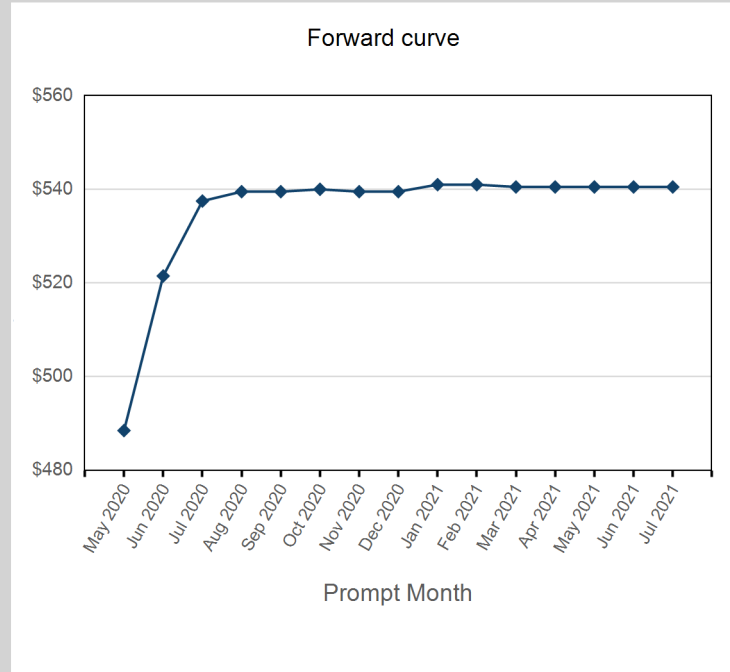
Volume (Excl UNA) - May 2020	
Lots	4,209

Volume - May 2020	
Lots	4,509
Tonnes	45,090

Volume - Year To date	
Lots	41,346
Tonnes	413,460

Prompt Month	End of Month - Daily Settlement	Volume	Endof Month MOI
May 2020	\$411.22	181	
Jun 2020	\$426.00	1,108	511
Jul 2020	\$426.50	1,033	201
Aug 2020	\$425.50	657	111
Sep 2020	\$424.50	594	156
Oct 2020	\$423.00	285	188
Nov 2020	\$422.00	366	182
Dec 2020	\$420.50	186	120
Jan 2021	\$420.00	18	10
Feb 2021	\$420.00	21	12
Mar 2021	\$419.00	9	9
Apr 2021	\$419.00	12	4
May 2021	\$419.00	9	8
Jun 2021	\$417.50	24	8
Jul 2021	\$410.00	6	



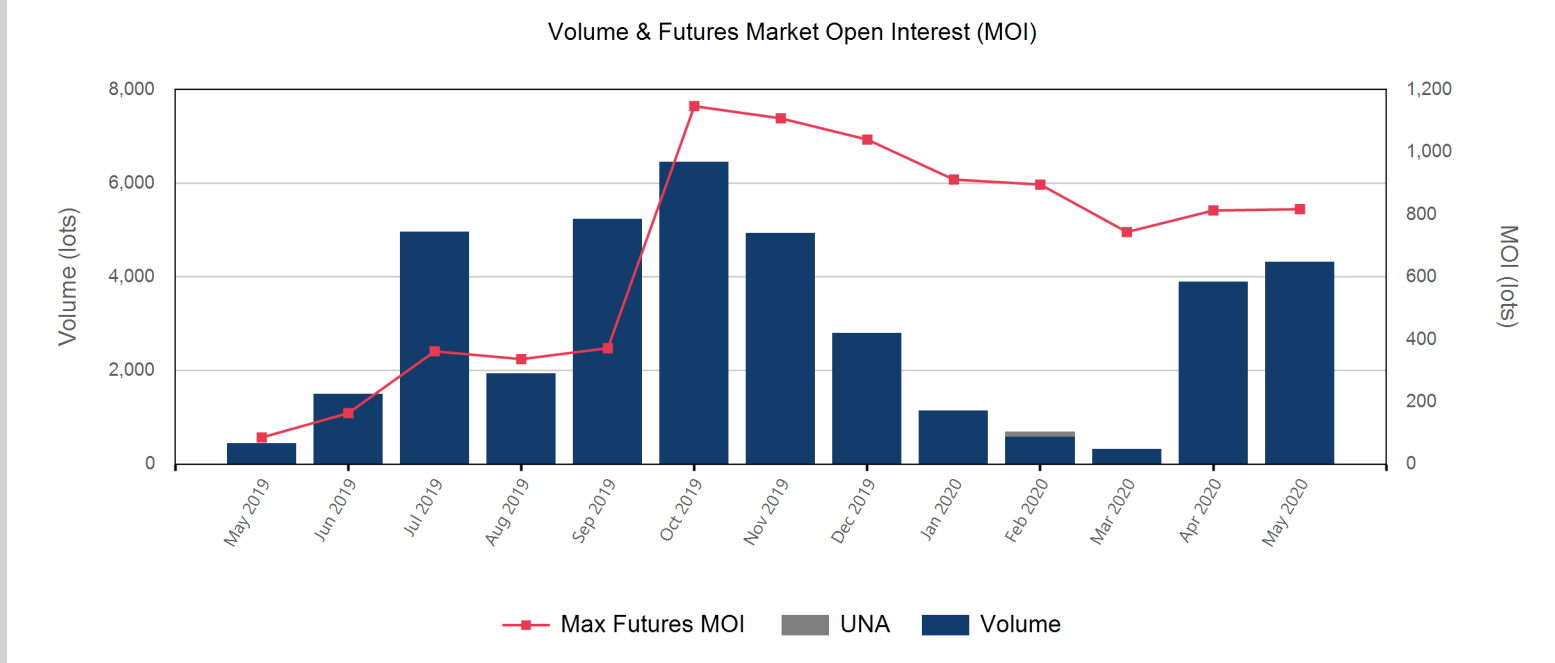


Front Month	
Average	\$483.50
Minimum	\$472.50
Maximum	\$490.00

Volume (Excl UNA) - May 2020	
Lots	4,313

Volume - May 2020	
Lots	4,313
Short tons	43,130

Volume - Year To date	
Lots	10,373
Short tons	103,730



Prompt Month	End of Month - Daily Settlement	Volume	End of Month MOI
May 2020	\$488.50	404	
Jun 2020	\$521.50	1,365	27
Jul 2020	\$537.50	534	185
Aug 2020	\$539.50	588	120
Sep 2020	\$539.50	684	69
Oct 2020	\$540.00	285	155
Nov 2020	\$539.50	75	102
Dec 2020	\$539.50	27	98
Jan 2021	\$541.00	39	1
Feb 2021	\$541.00	105	3
Mar 2021	\$540.50	60	7
Apr 2021	\$540.50	69	1
May 2021	\$540.50	33	3
Jun 2021	\$540.50	39	2
Jul 2021	\$540.50	6	0

