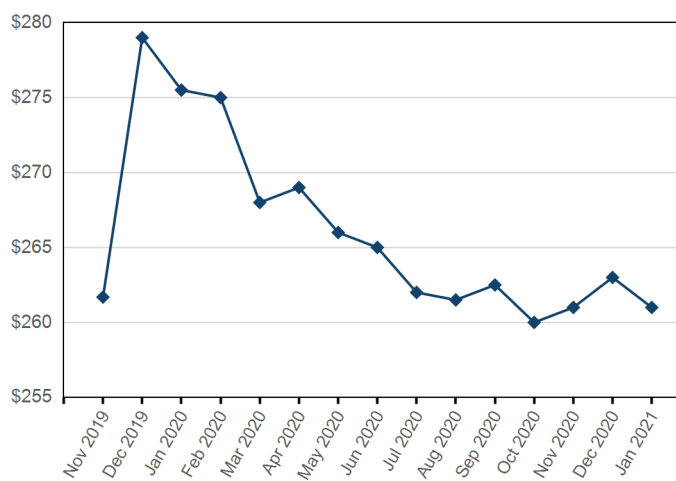


3rd Month



Trade date

Forward curve



Prompt Month

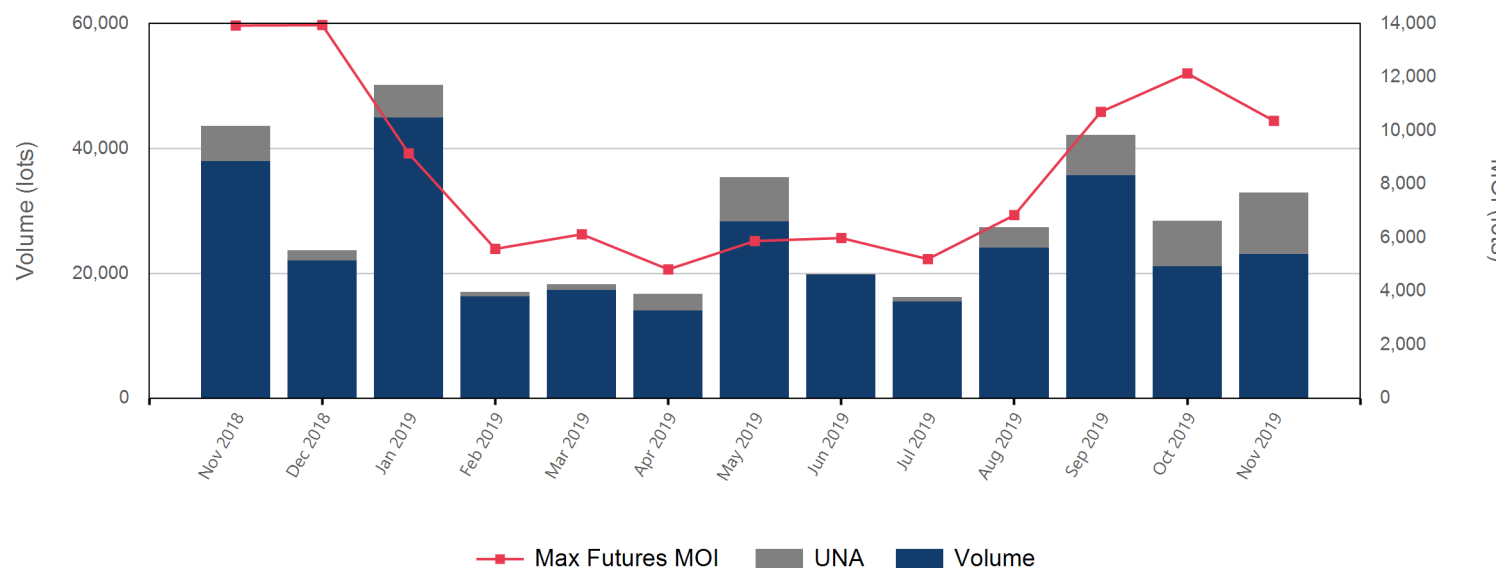
Front Month	
Average	\$262.68
Minimum	\$260.00
Maximum	\$269.00

Volume (Excl UNA) - Nov 2019	
Lots	23,034

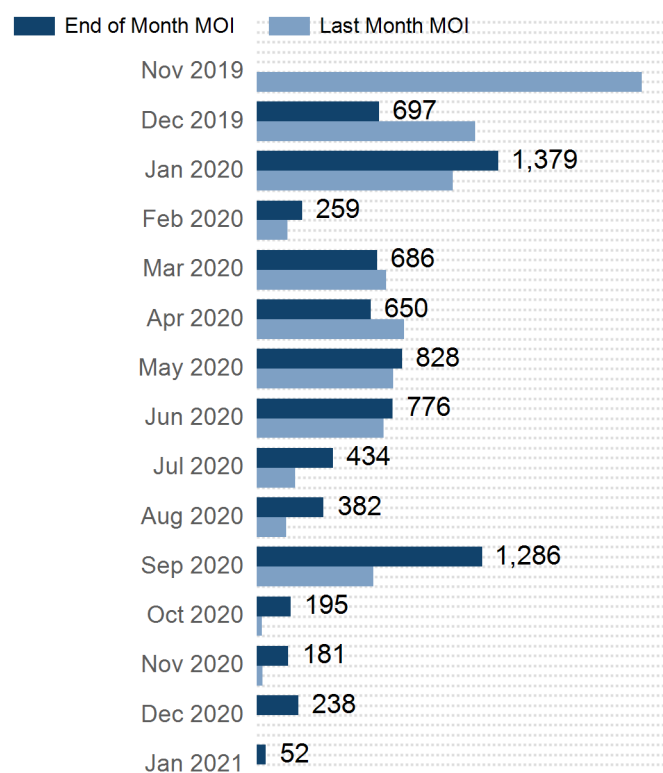
Volume - Nov 2019	
Lots	32,913
Tonnes	329,130

Volume - Year To date	
Lots	304,187
Tonnes	3,041,870

Volume & Futures Market Open Interest (MOI)



Prompt Month	End of Month - Daily Settlement	Volume	End of Month MOI
Nov 2019	\$261.69	1,525	
Dec 2019	\$279.00	5,119	697
Jan 2020	\$275.50	5,650	1,379
Feb 2020	\$275.00	3,476	259
Mar 2020	\$268.00	2,844	686
Apr 2020	\$269.00	4,488	650
May 2020	\$266.00	622	828
Jun 2020	\$265.00	474	776
Jul 2020	\$262.00	995	434
Aug 2020	\$261.50	1,041	382
Sep 2020	\$262.50	3,691	1,286
Oct 2020	\$260.00	842	195
Nov 2020	\$261.00	842	181
Dec 2020	\$263.00	1,109	238
Jan 2021	\$261.00	195	52

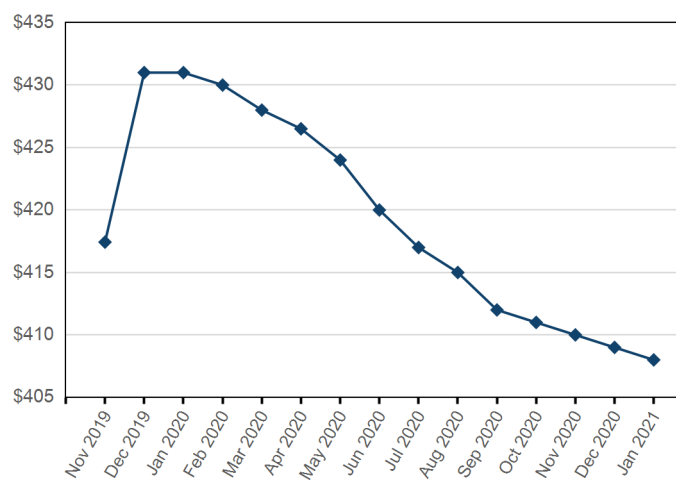


3rd Month



Trade date

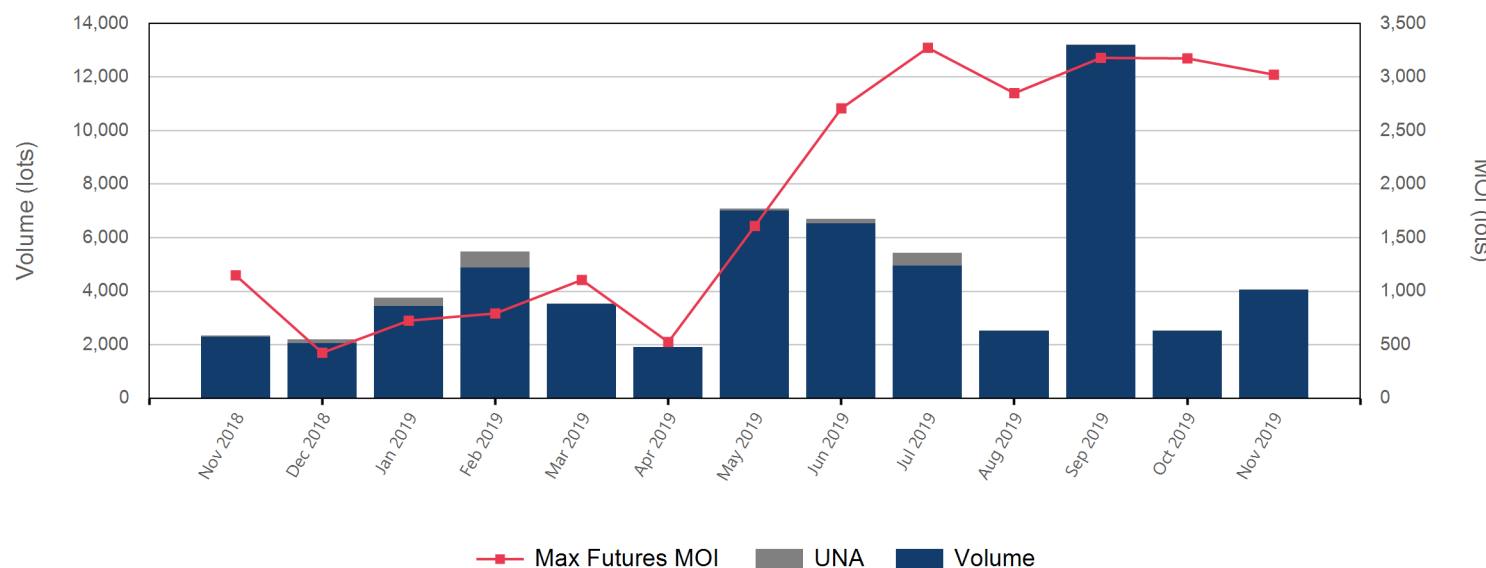
Forward curve



Prompt Month

Front Month	
Average	\$419.57
Minimum	\$415.50
Maximum	\$423.50

Volume & Futures Market Open Interest (MOI)



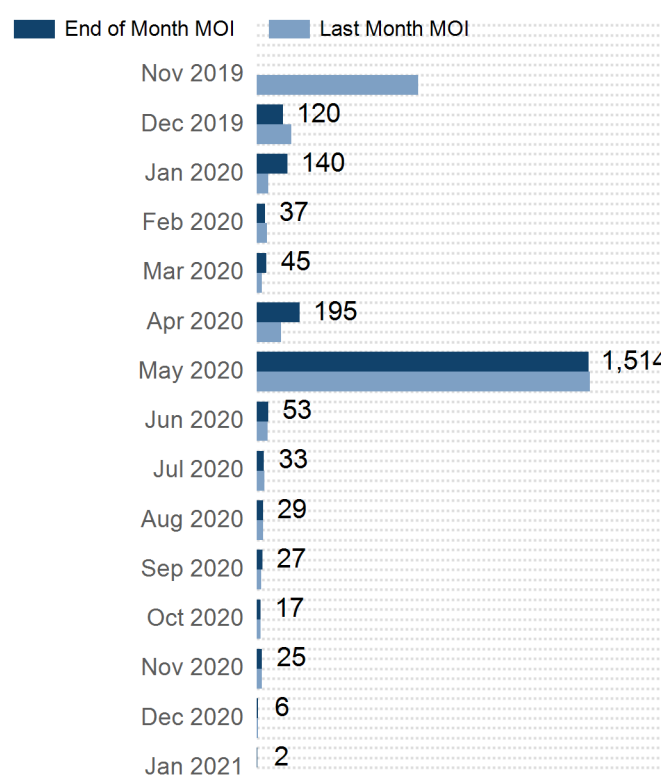
Max Futures MOI UNA Volume

Volume (Excl UNA) - Nov 2019	
Lots	4,060

Volume - Nov 2019	
Lots	4,062
Tonnes	40,620

Volume - Year To date	
Lots	56,185
Tonnes	561,850

Prompt Month	End of Month - Daily Settlement	Volume	End of Month MOI
Nov 2019	\$417.43	328	
Dec 2019	\$431.00	1,094	120
Jan 2020	\$431.00	778	140
Feb 2020	\$430.00	454	37
Mar 2020	\$428.00	330	45
Apr 2020	\$426.50	481	195
May 2020	\$424.00	366	1,514
Jun 2020	\$420.00	42	53
Jul 2020	\$417.00	63	33
Aug 2020	\$415.00	42	29
Sep 2020	\$412.00	48	27
Oct 2020	\$411.00	15	17
Nov 2020	\$410.00	6	25
Dec 2020	\$409.00	6	6
Jan 2021	\$408.00	9	2

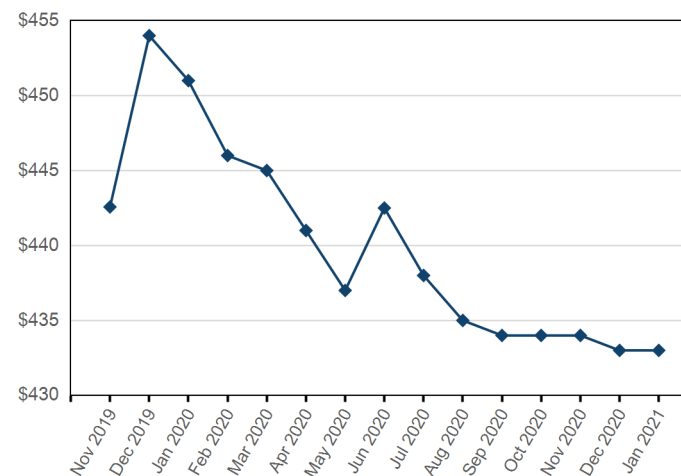


3rd Month



Trade Date

Forward curve

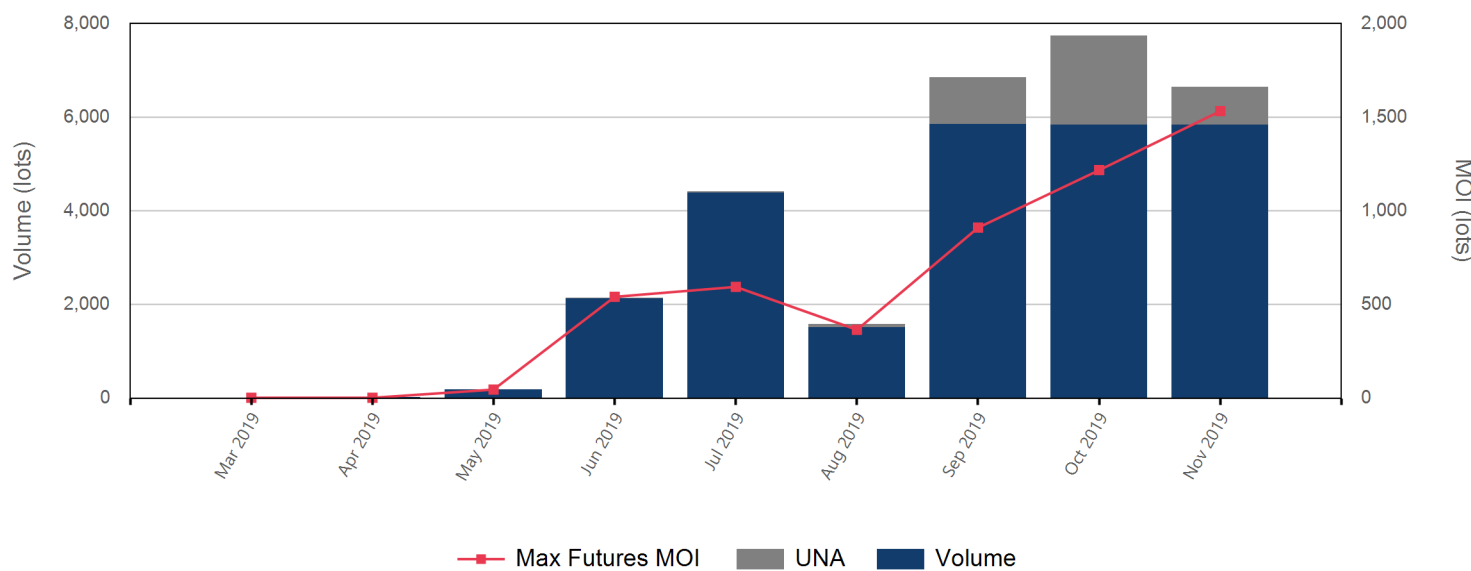


Prompt Month

Front Month

Average	\$439.05
Minimum	\$430.00
Maximum	\$444.00

Volume & Futures Market Open Interest (MOI)



— Max Futures MOI ■ UNA ■ Volume

Volume (Excl UNA) - Nov 2019

Lots	5,841
-------------	-------

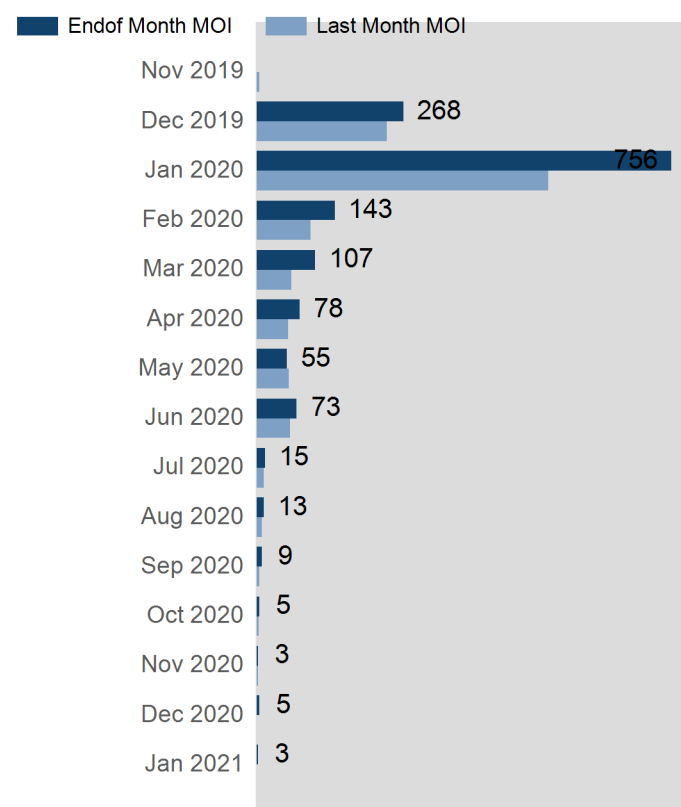
Volume - Nov 2019

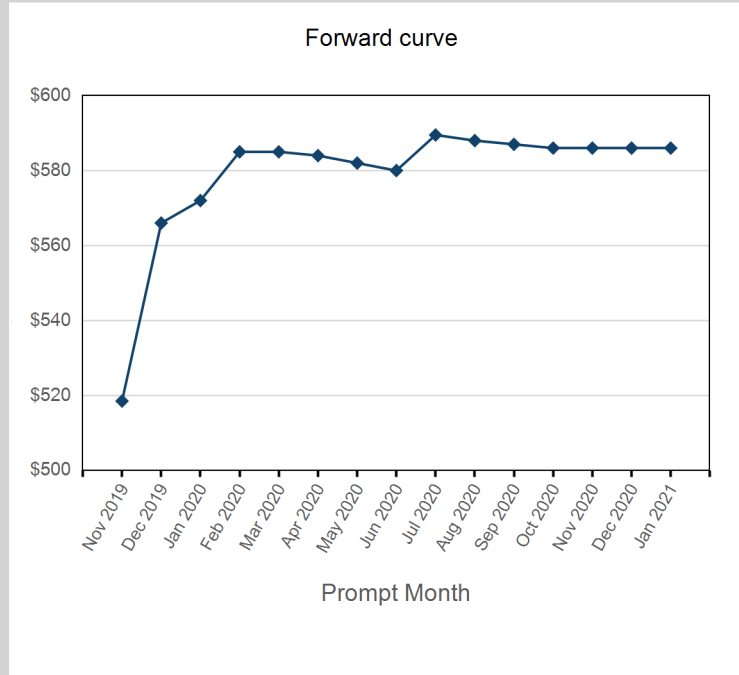
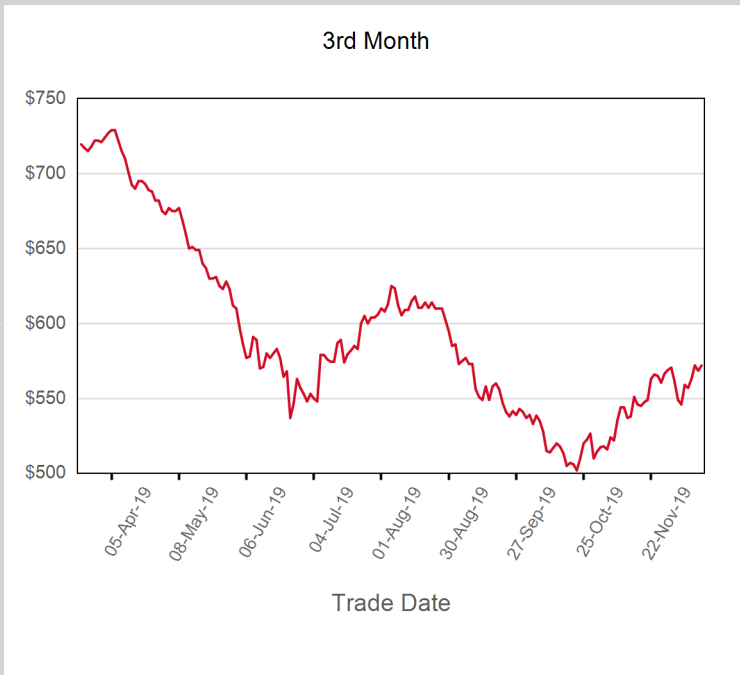
Lots	6,641
Tonnes	66,410

Volume - Year To date

Lots	29,587
Tonnes	295,870

Prompt Month	End of Month - Daily Settlement	Volume	End of Month MOI
Nov 2019	\$442.57	205	
Dec 2019	\$454.00	792	268
Jan 2020	\$451.00	3,009	756
Feb 2020	\$446.00	790	143
Mar 2020	\$445.00	671	107
Apr 2020	\$441.00	411	78
May 2020	\$437.00	277	55
Jun 2020	\$442.50	126	73
Jul 2020	\$438.00	63	15
Aug 2020	\$435.00	72	13
Sep 2020	\$434.00	72	9
Oct 2020	\$434.00	66	5
Nov 2020	\$434.00	30	3
Dec 2020	\$433.00	42	5
Jan 2021	\$433.00	15	3



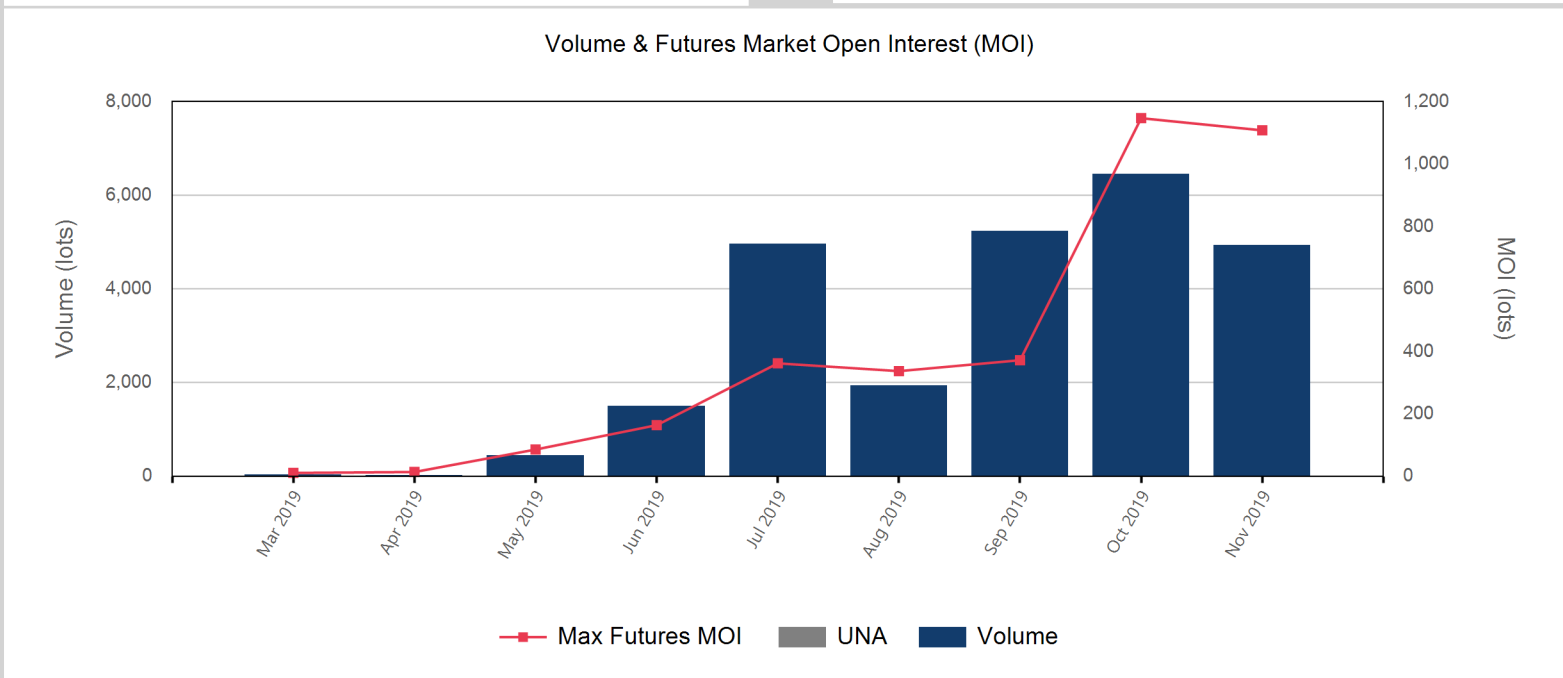


Front Month	
Average	\$513.24
Minimum	\$501.00
Maximum	\$523.50

Volume (Excl UNA) - Nov 2019	
Lots	4,929

Volume - Nov 2019	
Lots	4,929
Short tons	49,290

Volume - Year To date	
Lots	25,517
Short tons	255,170



Prompt Month	End of Month - Daily Settlement	Volume	End of Month MOI
Nov 2019	\$518.50	117	
Dec 2019	\$566.00	841	59
Jan 2020	\$572.00	685	70
Feb 2020	\$585.00	823	113
Mar 2020	\$585.00	1,182	302
Apr 2020	\$584.00	390	37
May 2020	\$582.00	336	42
Jun 2020	\$580.00	170	45
Jul 2020	\$589.50	69	10
Aug 2020	\$588.00	32	20
Sep 2020	\$587.00	53	4
Oct 2020	\$586.00	39	109
Nov 2020	\$586.00	45	109
Dec 2020	\$586.00	123	106
Jan 2021	\$586.00	24	6

