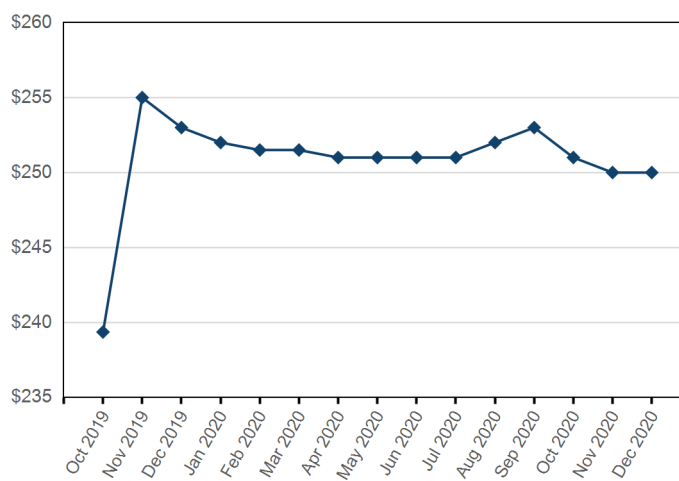


3rd Month



Trade date

Forward curve



Prompt Month

Front Month

Average	\$238.75
Minimum	\$234.00
Maximum	\$241.00

Volume (Excl UNA) - Oct 2019

Lots	21,113
-------------	--------

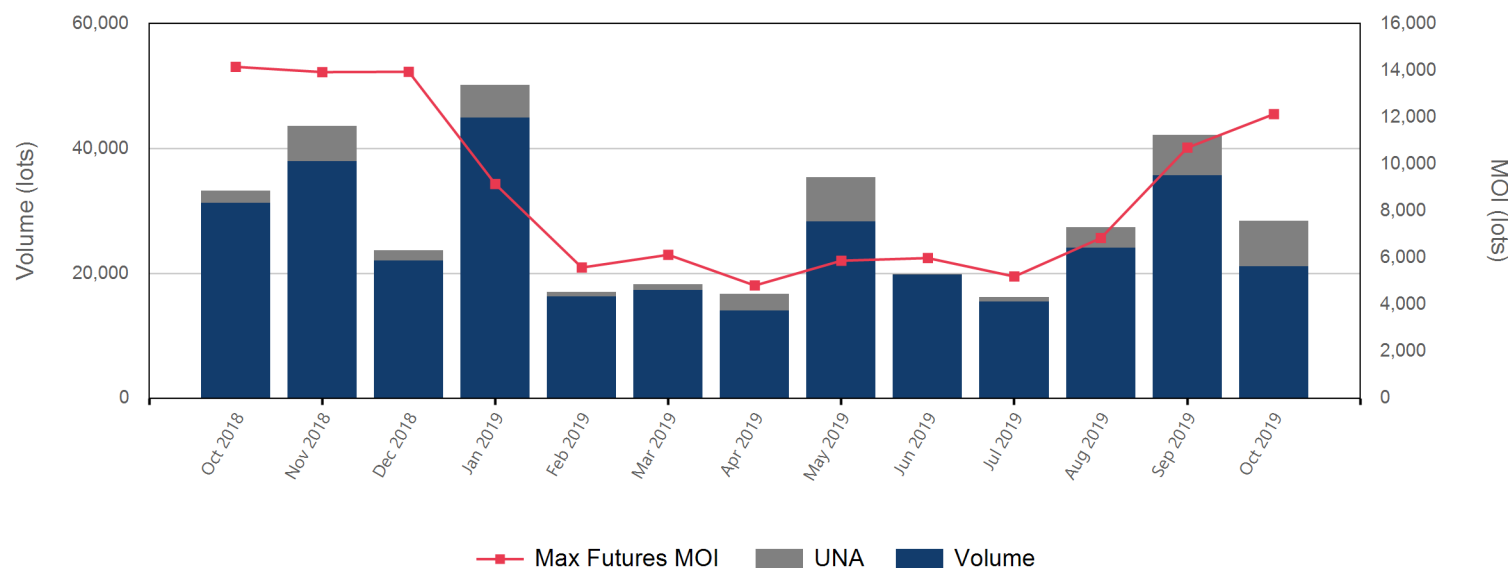
Volume - Oct 2019

Lots	28,367
Tonnes	283,670

Volume - Year To date

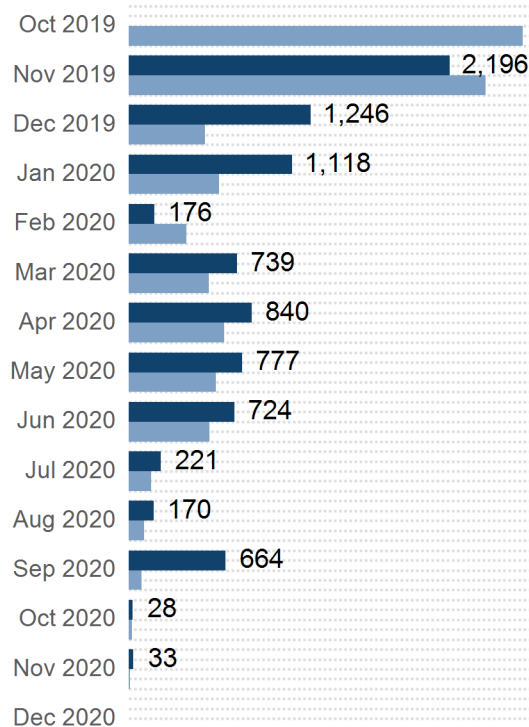
Lots	271,274
Tonnes	2,712,740

Volume & Futures Market Open Interest (MOI)

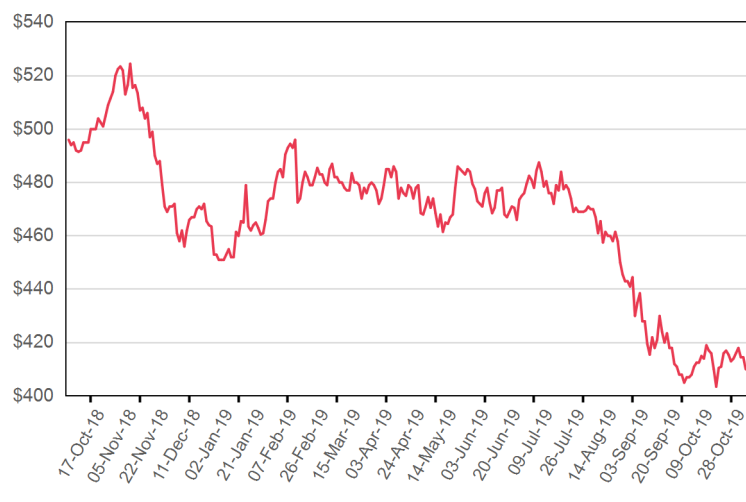


Prompt Month	End of Month - Daily Settlement	Volume	End of Month MOI
Oct 2019	\$239.36	510	
Nov 2019	\$255.00	7,573	2,196
Dec 2019	\$253.00	5,201	1,246
Jan 2020	\$252.00	3,231	1,118
Feb 2020	\$251.50	3,538	176
Mar 2020	\$251.50	1,278	739
Apr 2020	\$251.00	1,034	840
May 2020	\$251.00	935	777
Jun 2020	\$251.00	894	724
Jul 2020	\$251.00	383	221
Aug 2020	\$252.00	356	170
Sep 2020	\$253.00	2,960	664
Oct 2020	\$251.00	98	28
Nov 2020	\$250.00	326	33
Dec 2020	\$250.00	50	

End of Month MOI Last Month MOI

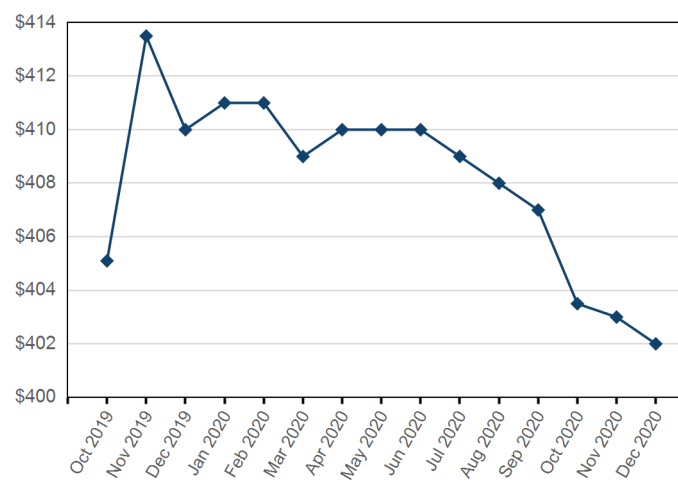


3rd Month



Trade date

Forward curve



Prompt Month

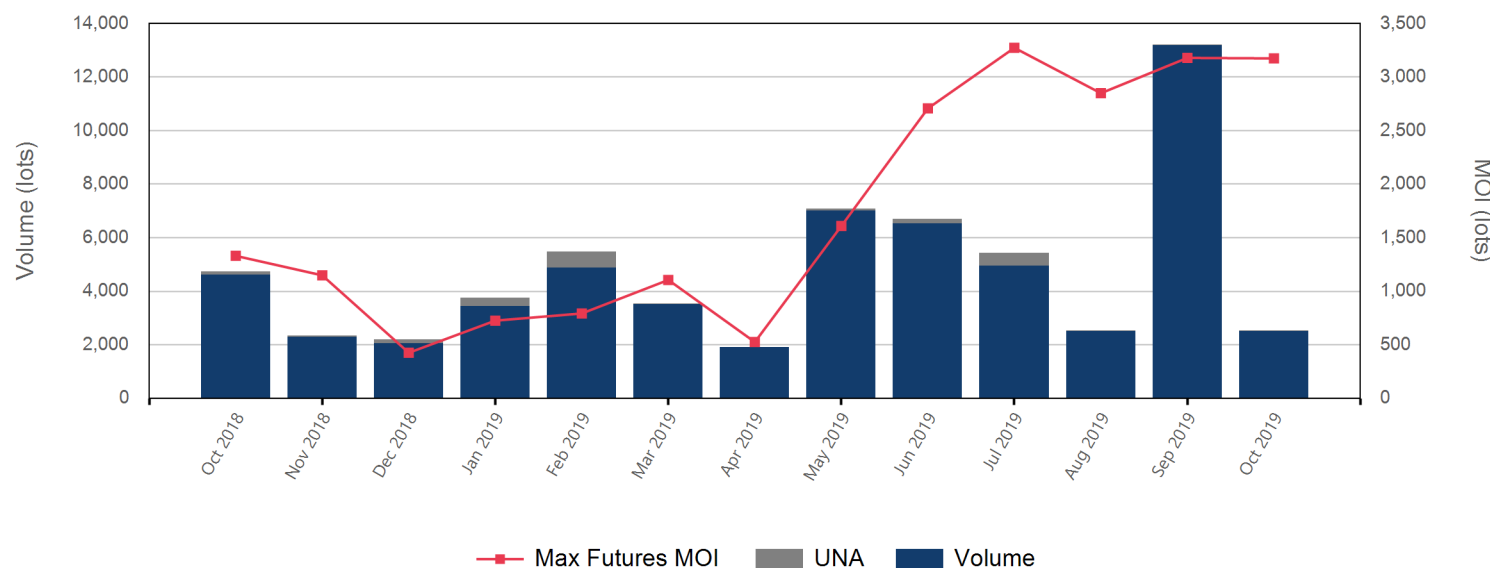
Front Month	
Average	\$404.50
Minimum	\$395.00
Maximum	\$411.00

Volume (Excl UNA) - Oct 2019	
Lots	2,511

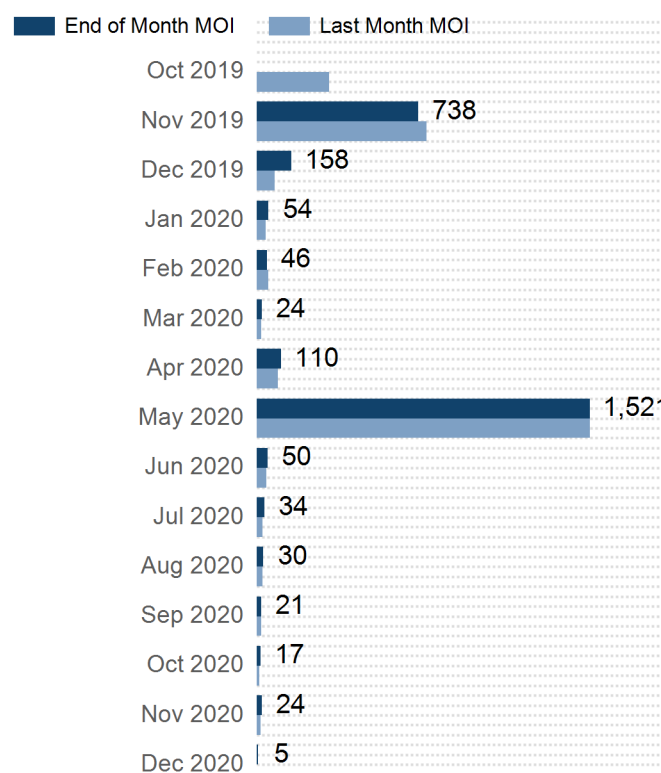
Volume - Oct 2019	
Lots	2,522
Tonnes	25,220

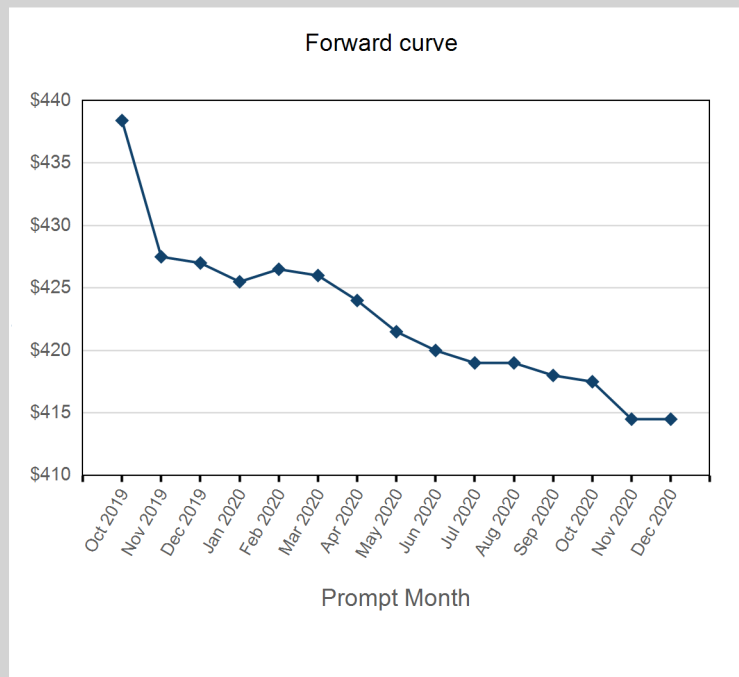
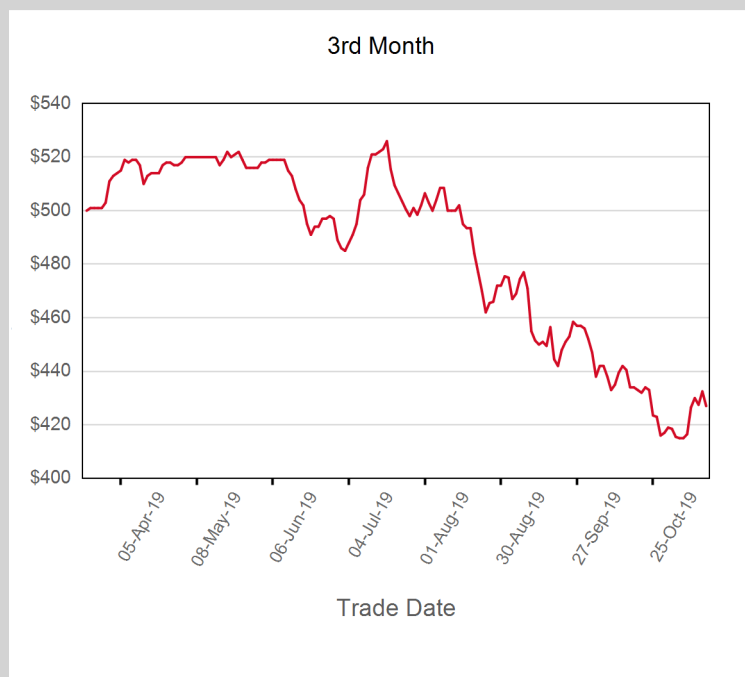
Volume - Year To date	
Lots	52,123
Tonnes	521,230

Volume & Futures Market Open Interest (MOI)



Prompt Month	End of Month - Daily Settlement	Volume	End of Month MOI
Oct 2019	\$405.10	61	
Nov 2019	\$413.50	666	738
Dec 2019	\$410.00	543	158
Jan 2020	\$411.00	332	54
Feb 2020	\$411.00	176	46
Mar 2020	\$409.00	215	24
Apr 2020	\$410.00	171	110
May 2020	\$410.00	52	1,521
Jun 2020	\$410.00	73	50
Jul 2020	\$409.00	44	34
Aug 2020	\$408.00	58	30
Sep 2020	\$407.00	18	21
Oct 2020	\$403.50	41	17
Nov 2020	\$403.00	45	24
Dec 2020	\$402.00	27	5



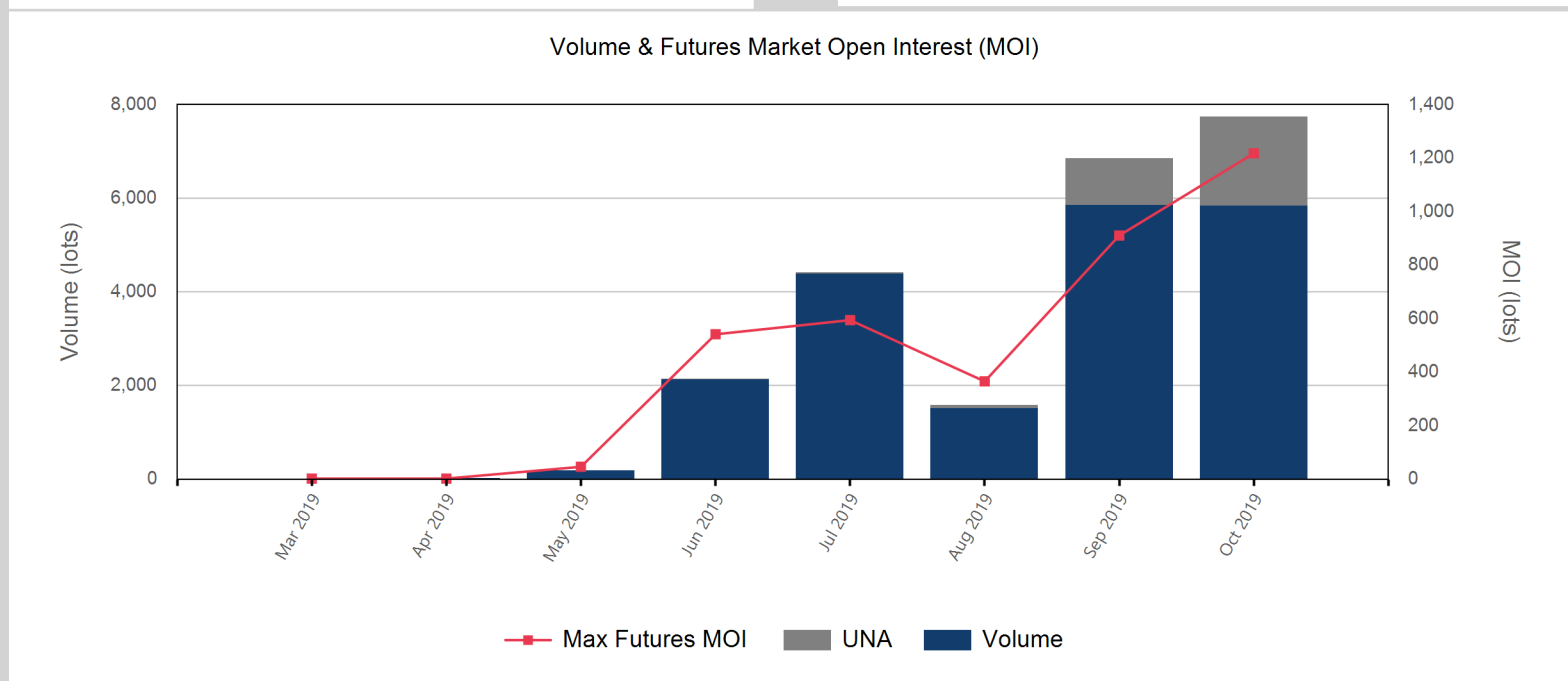


Front Month	
Average	\$441.95
Minimum	\$438.00
Maximum	\$450.00

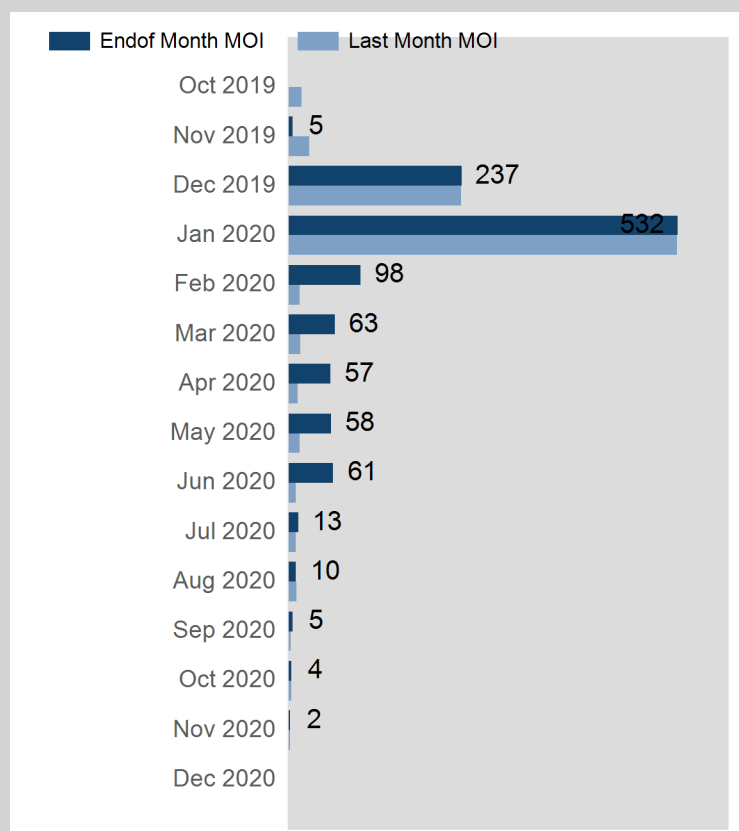
Volume (Excl UNA) - Oct 2019	
Lots	5,836

Volume - Oct 2019	
Lots	7,736
Tonnes	77,360

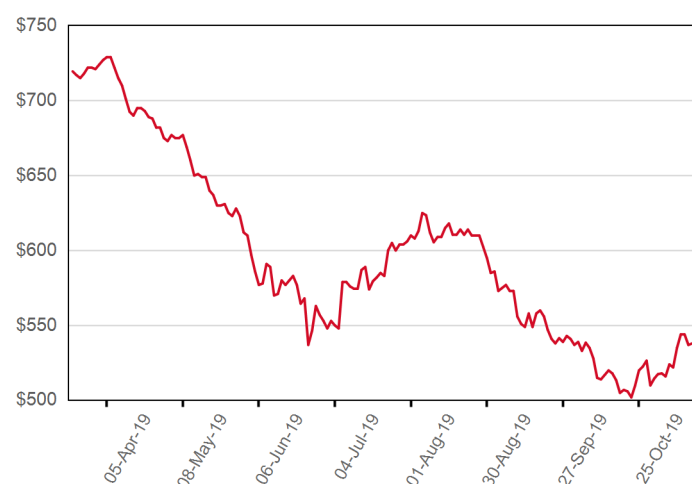
Volume - Year To date	
Lots	22,946
Tonnes	229,460



Prompt Month	End of Month - Daily Settlement	Volume	End of Month MOI
Oct 2019	\$438.41	129	
Nov 2019	\$427.50	694	5
Dec 2019	\$427.00	960	237
Jan 2020	\$425.50	3,869	532
Feb 2020	\$426.50	756	98
Mar 2020	\$426.00	506	63
Apr 2020	\$424.00	363	57
May 2020	\$421.50	196	58
Jun 2020	\$420.00	180	61
Jul 2020	\$419.00	14	13
Aug 2020	\$419.00	17	10
Sep 2020	\$418.00	29	5
Oct 2020	\$417.50	11	4
Nov 2020	\$414.50	12	2
Dec 2020	\$414.50		

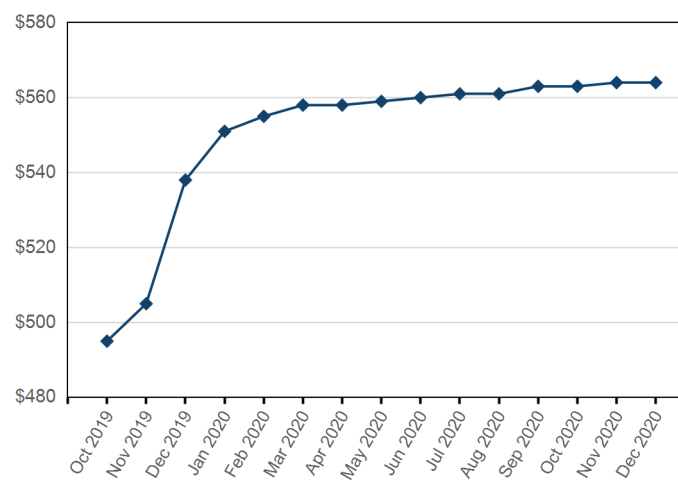


3rd Month



Trade Date

Forward curve



Prompt Month

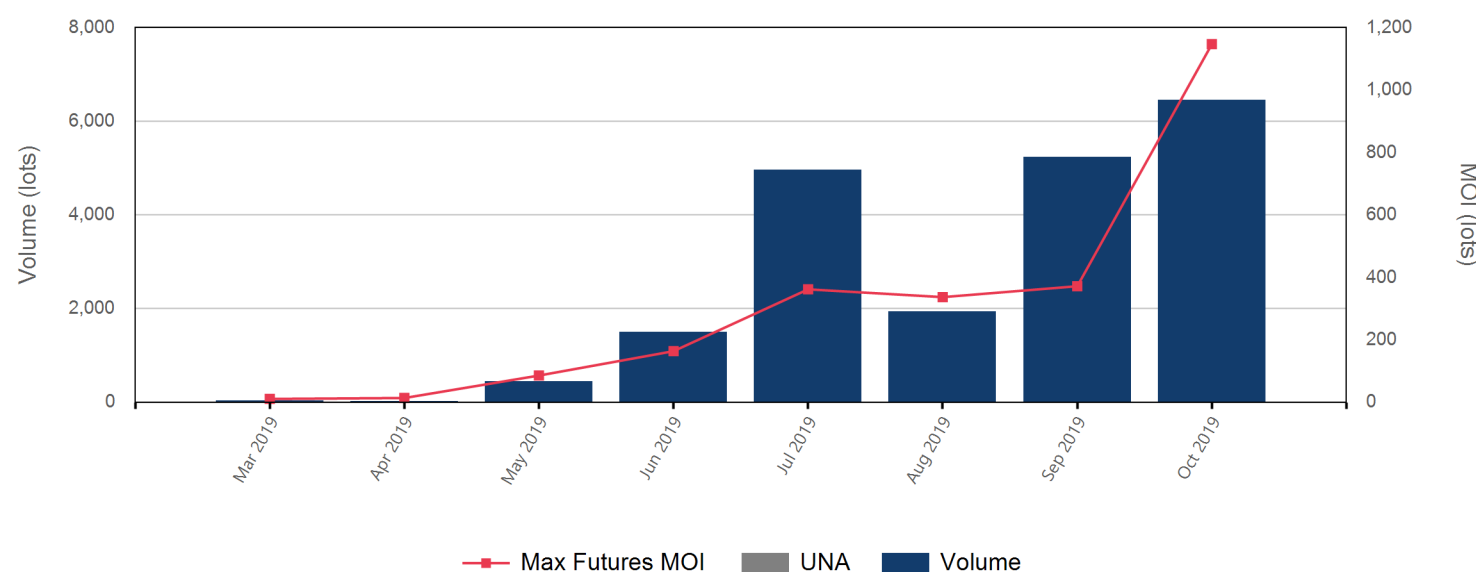
Front Month	
Average	\$501.48
Minimum	\$493.00
Maximum	\$521.00

Volume (Excl UNA) - Oct 2019	
Lots	6,451

Volume - Oct 2019	
Lots	6,451
Short tons	64,510

Volume - Year To date	
Lots	20,588
Short tons	205,880

Volume & Futures Market Open Interest (MOI)



— Max Futures MOI ■ UNA ■ Volume

Prompt Month	End of Month - Daily Settlement	Volume	End of Month MOI
Oct 2019	\$495.00	180	
Nov 2019	\$505.00	768	66
Dec 2019	\$538.00	1,071	37
Jan 2020	\$551.00	719	133
Feb 2020	\$555.00	700	124
Mar 2020	\$558.00	1,394	312
Apr 2020	\$558.00	185	26
May 2020	\$559.00	85	21
Jun 2020	\$560.00	98	21
Jul 2020	\$561.00	114	10
Aug 2020	\$561.00	90	16
Sep 2020	\$563.00	66	2
Oct 2020	\$563.00	339	104
Nov 2020	\$564.00	339	107
Dec 2020	\$564.00	303	101

