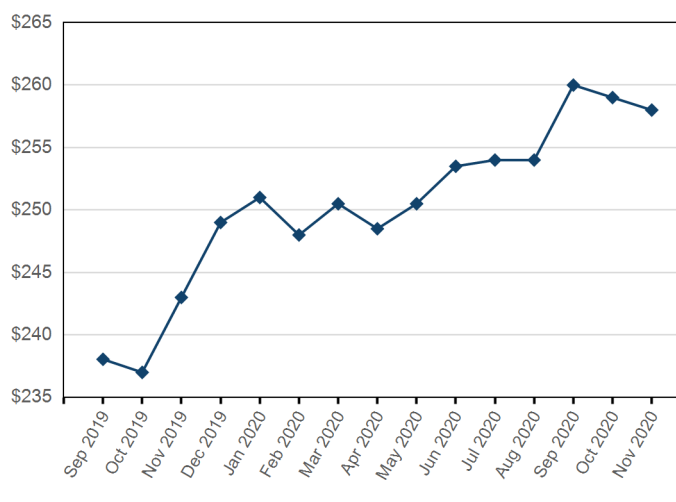


3rd Month



Trade date

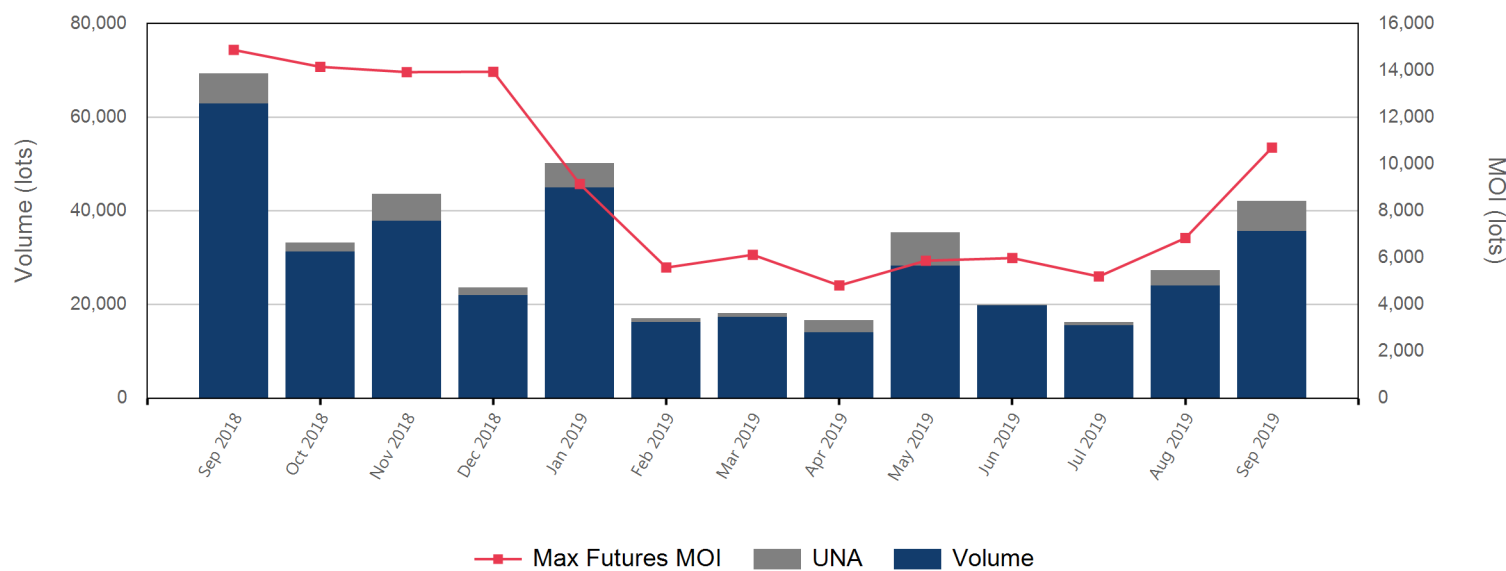
Forward curve



Prompt Month

Front Month	
Average	\$246.00
Minimum	\$236.50
Maximum	\$266.00

Volume & Futures Market Open Interest (MOI)



Max Futures MOI UNA Volume

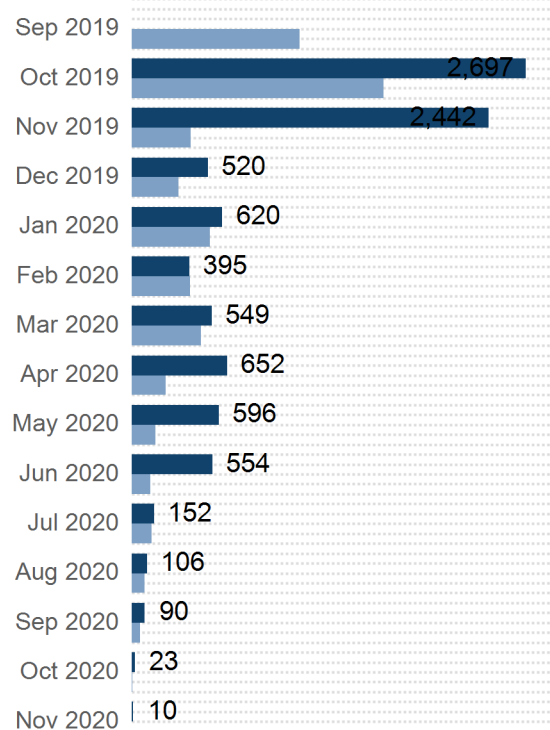
Volume (Excl UNA) - Sep 2019	
Lots	35,703

Volume - Sep 2019	
Lots	42,133
Tonnes	421,330

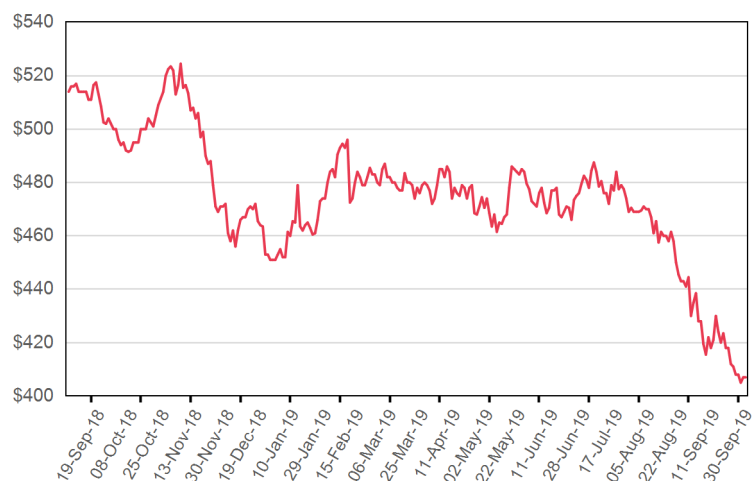
Volume - Year To date	
Lots	242,907
Tonnes	2,429,070

Prompt Month	End of Month - Daily Settlement	Volume	End of Month MOI
Sep 2019	\$238.05	1,774	
Oct 2019	\$237.00	16,063	2,697
Nov 2019	\$243.00	10,477	2,442
Dec 2019	\$249.00	3,431	520
Jan 2020	\$251.00	1,507	620
Feb 2020	\$248.00	654	395
Mar 2020	\$250.50	881	549
Apr 2020	\$248.50	2,161	652
May 2020	\$250.50	2,281	596
Jun 2020	\$253.50	2,227	554
Jul 2020	\$254.00	162	152
Aug 2020	\$254.00	159	106
Sep 2020	\$260.00	203	90
Oct 2020	\$259.00	102	23
Nov 2020	\$258.00	51	10

End of Month MOI Last Month MOI

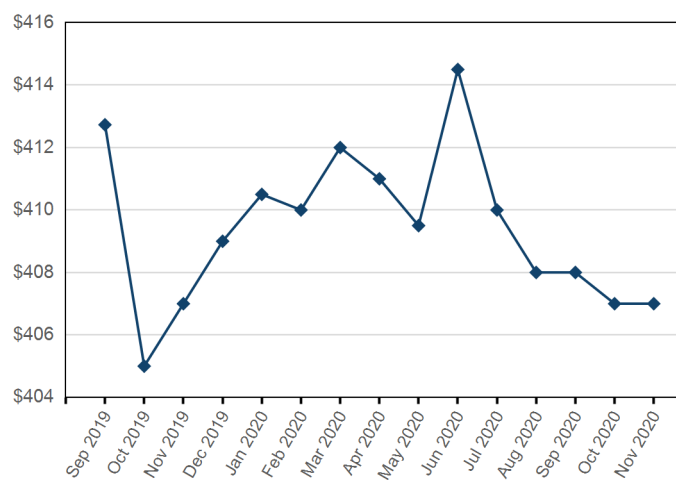


3rd Month



Trade date

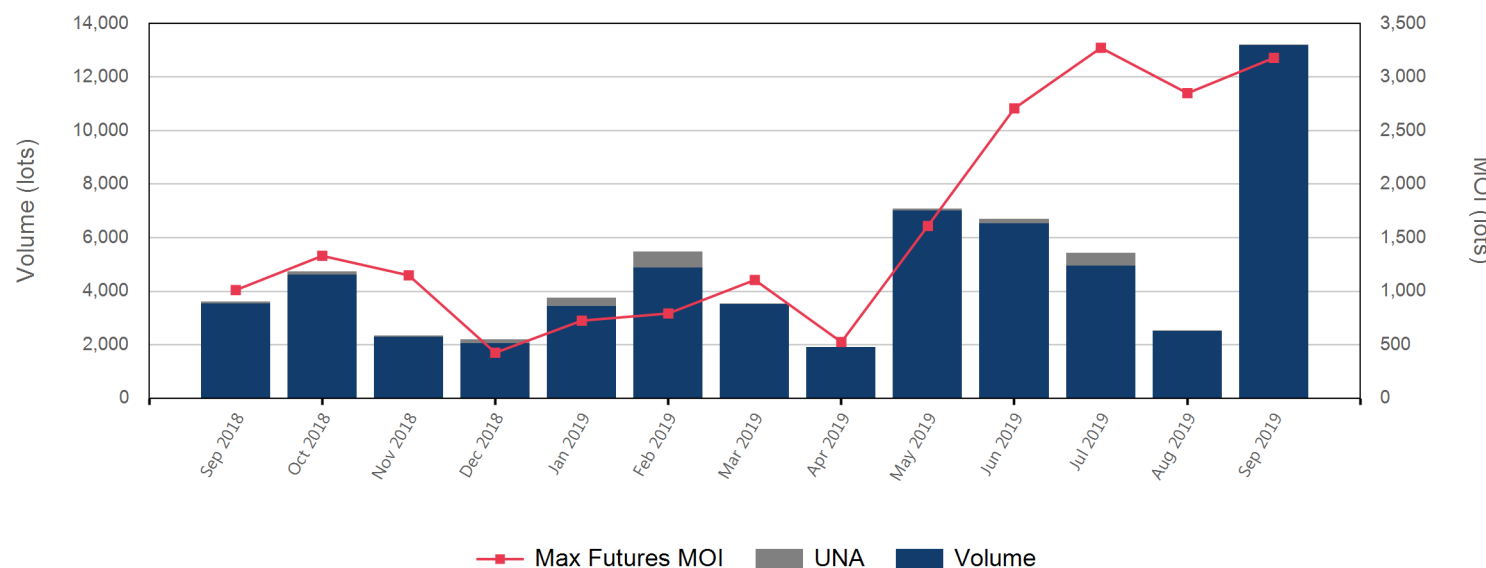
Forward curve



Prompt Month

Front Month	
Average	\$418.82
Minimum	\$412.00
Maximum	\$443.00

Volume & Futures Market Open Interest (MOI)



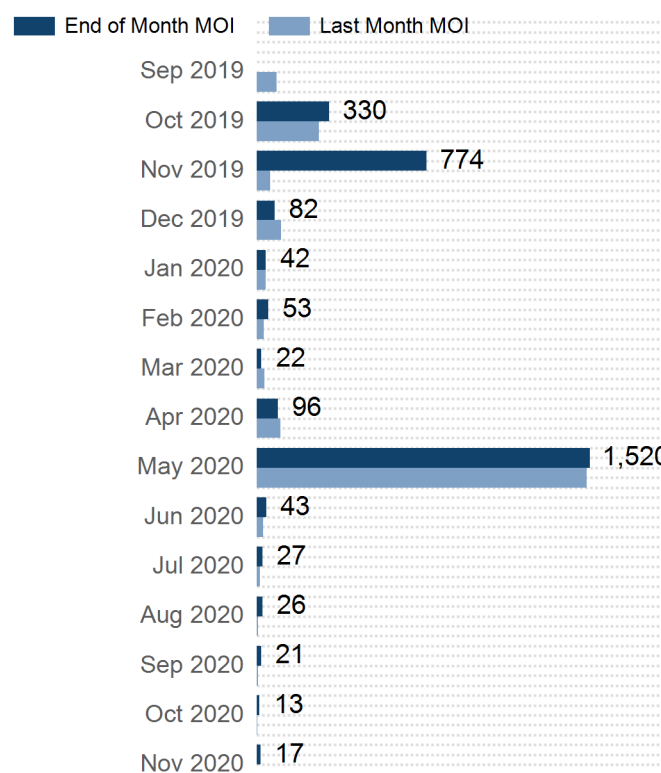
Max Futures MOI    UNA    Volume

Volume (Excl UNA) - Sep 2019	
Lots	13,207

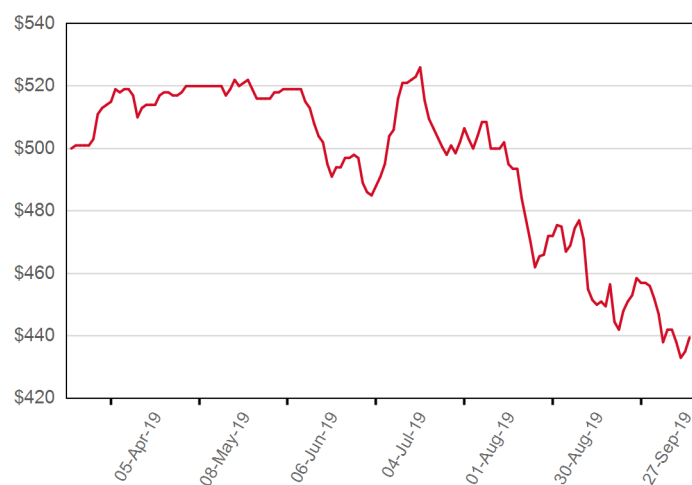
Volume - Sep 2019	
Lots	13,209
Tonnes	132,090

Volume - Year To date	
Lots	49,601
Tonnes	496,010

Prompt Month	End of Month - Daily Settlement	Volume	End of Month MOI
Sep 2019	\$412.73	483	
Oct 2019	\$405.00	5,402	330
Nov 2019	\$407.00	3,331	774
Dec 2019	\$409.00	1,052	82
Jan 2020	\$410.50	815	42
Feb 2020	\$410.00	546	53
Mar 2020	\$412.00	642	22
Apr 2020	\$411.00	198	96
May 2020	\$409.50	109	1,520
Jun 2020	\$414.50	131	43
Jul 2020	\$410.00	107	27
Aug 2020	\$408.00	120	26
Sep 2020	\$408.00	93	21
Oct 2020	\$407.00	81	13
Nov 2020	\$407.00	99	17

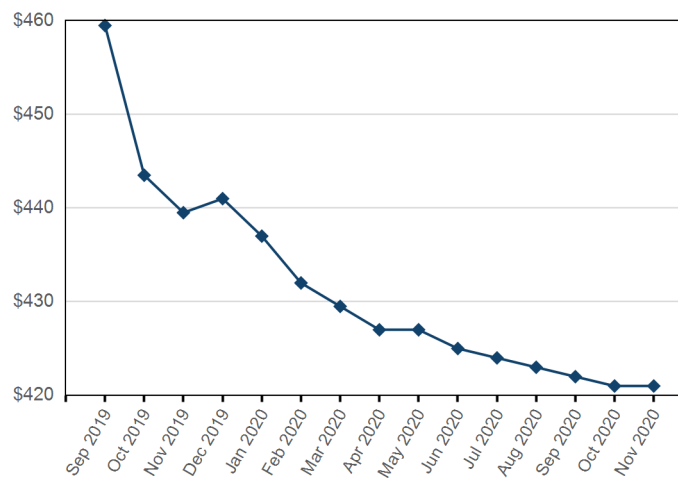


3rd Month



Trade Date

Forward curve



Prompt Month

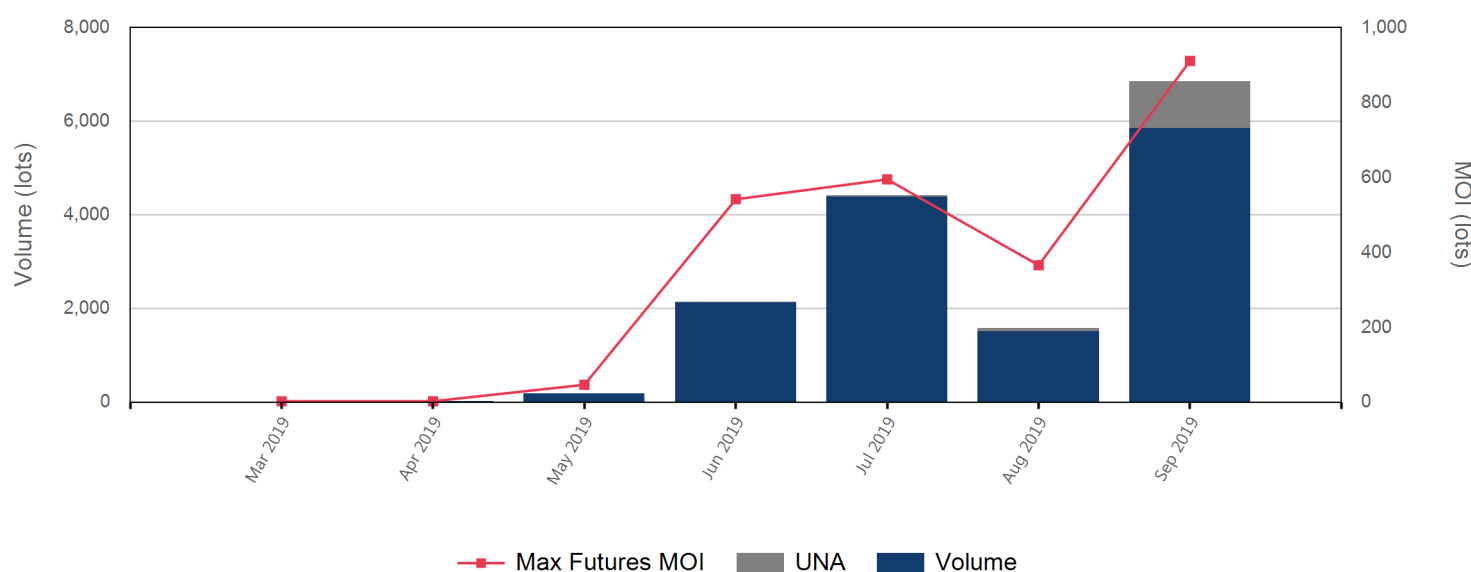
Front Month	
Average	\$458.67
Minimum	\$449.00
Maximum	\$463.00

Volume (Excl UNA) - Sep 2019	
Lots	5,854

Volume - Sep 2019	
Lots	6,854
Tonnes	68,540

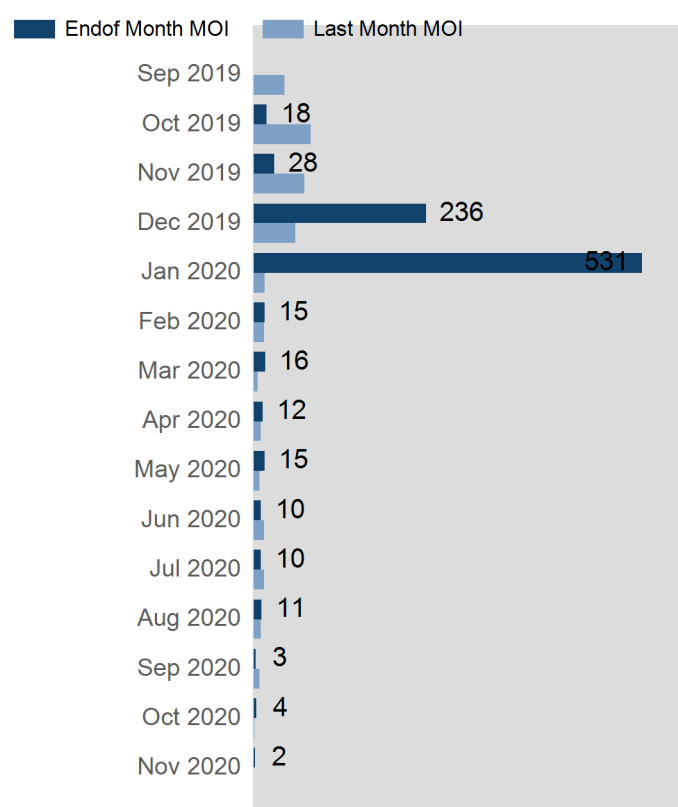
Volume - Year To date	
Lots	15,210
Tonnes	152,100

Volume & Futures Market Open Interest (MOI)

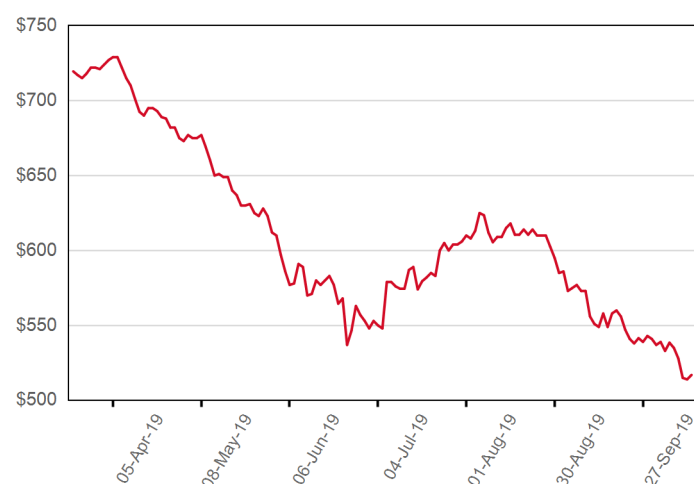


Max Futures MOI UNA Volume

Prompt Month	End of Month - Daily Settlement	Volume	End of Month MOI
Sep 2019	\$459.48	153	
Oct 2019	\$443.50	1,517	18
Nov 2019	\$439.50	1,062	28
Dec 2019	\$441.00	1,258	236
Jan 2020	\$437.00	1,980	531
Feb 2020	\$432.00	258	15
Mar 2020	\$429.50	198	16
Apr 2020	\$427.00	62	12
May 2020	\$427.00	54	15
Jun 2020	\$425.00	93	10
Jul 2020	\$424.00	57	10
Aug 2020	\$423.00	57	11
Sep 2020	\$422.00	51	3
Oct 2020	\$421.00	42	4
Nov 2020	\$421.00	12	2

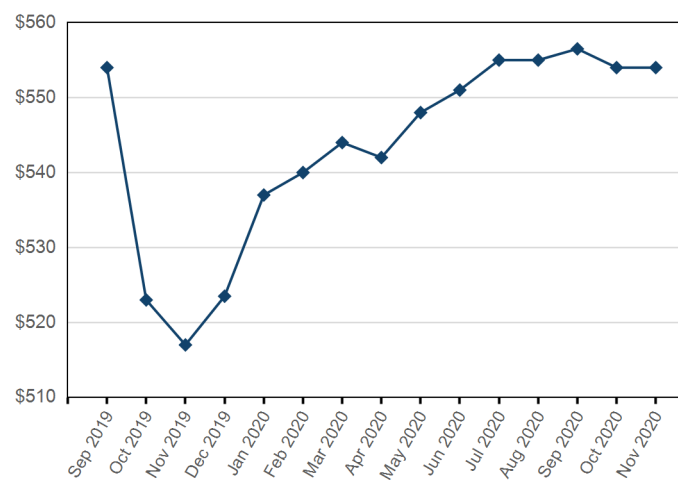


3rd Month



Trade Date

Forward curve



Prompt Month

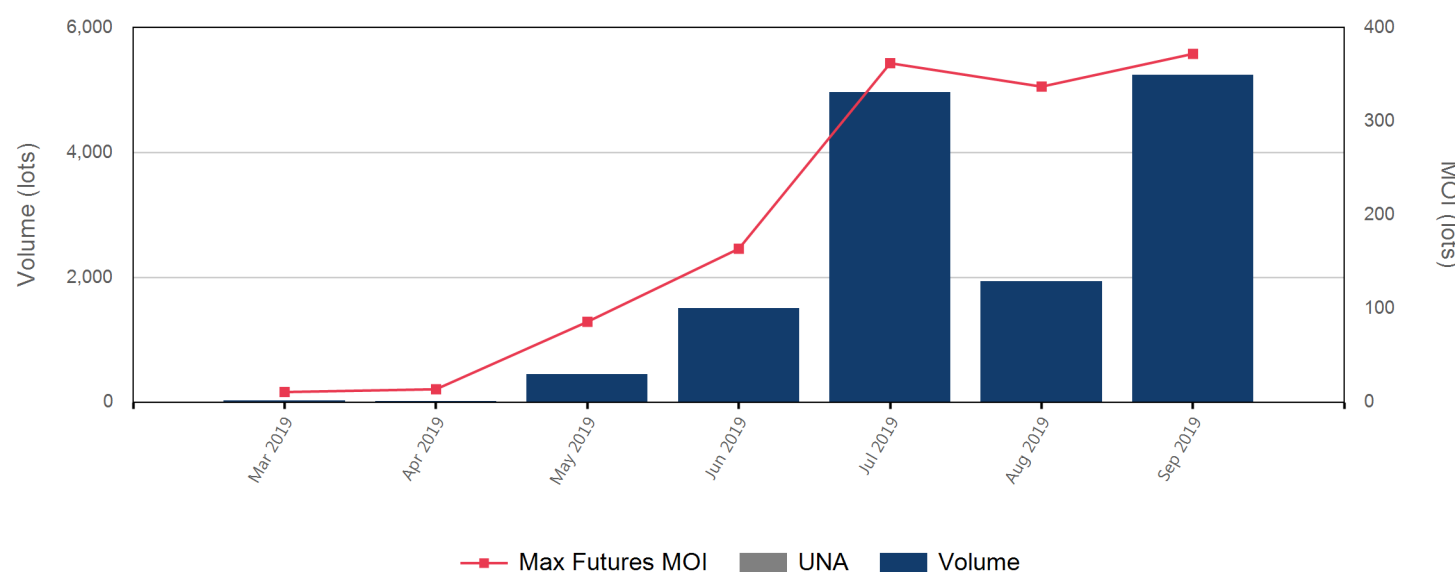
Front Month	
Average	\$562.07
Minimum	\$553.50
Maximum	\$572.00

Volume (Excl UNA) - Sep 2019	
Lots	5,241

Volume - Sep 2019	
Lots	5,241
Short tons	52,410

Volume - Year To date	
Lots	14,137
Short tons	141,370

Volume & Futures Market Open Interest (MOI)



Max Futures MOI UNA Volume

Prompt Month	End of Month - Daily Settlement	Volume	End of Month MOI
Sep 2019	\$554.00	171	
Oct 2019	\$523.00	824	36
Nov 2019	\$517.00	1,108	76
Dec 2019	\$523.50	651	16
Jan 2020	\$537.00	411	45
Feb 2020	\$540.00	554	51
Mar 2020	\$544.00	413	37
Apr 2020	\$542.00	171	9
May 2020	\$548.00	167	21
Jun 2020	\$551.00	165	24
Jul 2020	\$555.00	147	11
Aug 2020	\$555.00	135	15
Sep 2020	\$556.50	123	4
Oct 2020	\$554.00	132	4
Nov 2020	\$554.00	69	4

