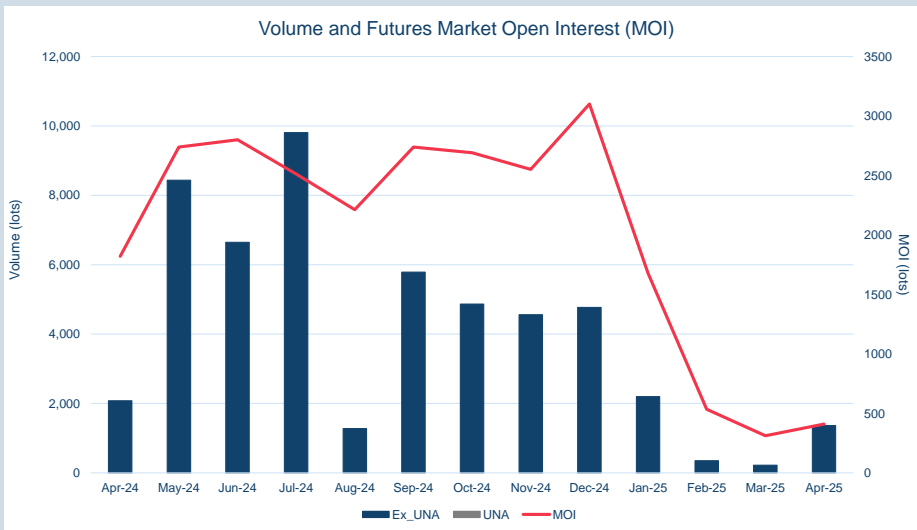


Front Month	
Average	\$561.94
Minimum	\$550.00
Maximum	\$572.00

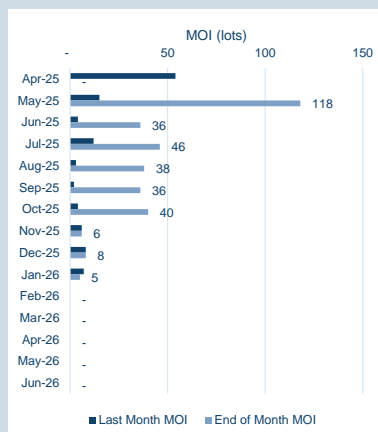
Volume (ex UNA) Apr-2025	
Lots	1,361

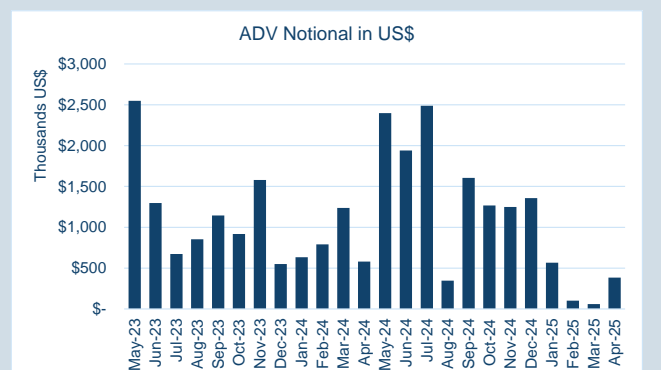
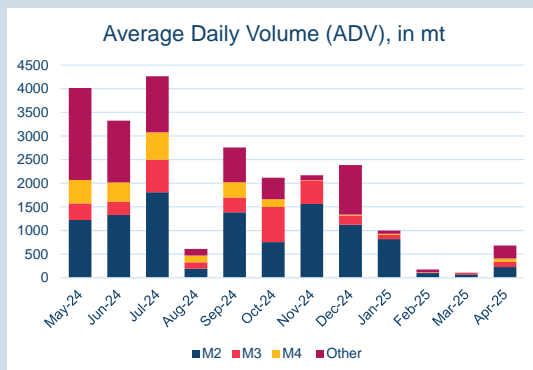
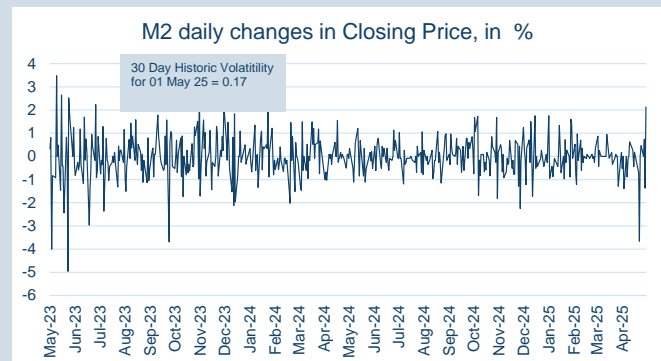
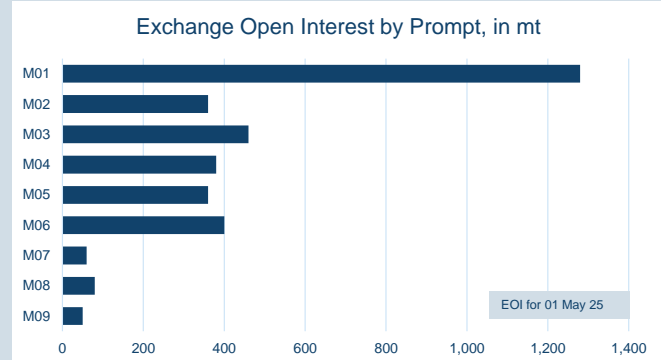
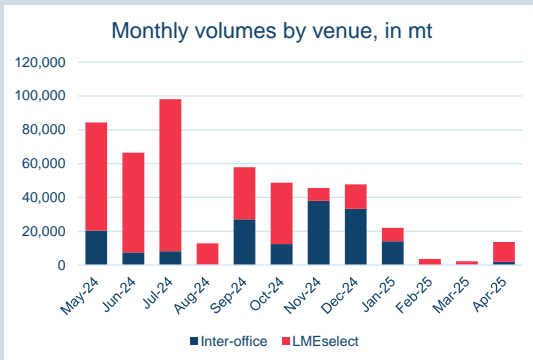
Volume (inc UNA) Apr-2025	
Lots	1,361
Tonnes	13,610

Volume Year To Date	
Lots	4,130
Tonnes	41,300

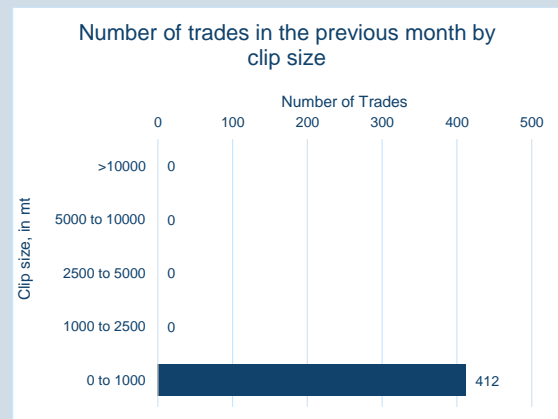


Prompt Month	End of Month - Daily Settlement	Volume (inc UNA)	End of Month - MOI
Apr-25	\$ 552.88	189	-
May-25	\$ 539.00	452	118
Jun-25	\$ 548.50	215	36
Jul-25	\$ 558.50	142	46
Aug-25	\$ 565.00	126	38
Sep-25	\$ 569.50	113	36
Oct-25	\$ 577.50	116	40
Nov-25	\$ 579.50	-	6
Dec-25	\$ 584.50	-	8
Jan-26	\$ 587.50	8	5
Feb-26	\$ 589.50	-	-
Mar-26	\$ 592.50	-	-
Apr-26	\$ 594.50	-	-
May-26	\$ 596.50	-	-
Jun-26	\$ 596.50	-	-



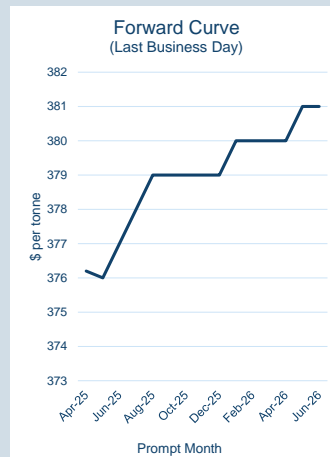


Contract specifications	
Contract Code	SRD
Underlying Index	Platts Steel Rebar FOB Turkey
Initial Margin	\$440 per lot (as of Nov-24)
Bloomberg Ticker	JBPA Comdty
EIKON RIC	0#CSRRF:
TT Product Code	SRFCECS
CQG Product Code	SSR
Lot Size	10 metric tonnes
Price Quotation	US\$ / metric tonne
Contract Type	Cash settled futures
Contract Period	Monthly out to 15 months
Trading Venues	LMEselect and Inter-office telephone
Margining	Realised variation margins applied
Trading and Clearing Fees	US\$0.30 per lot (US\$0.03 per tonne)



© The London Metal Exchange - An HKEX Company, 10 Finsbury Square, London EC2A 1AJ

The information contained within this presentation is for illustrative and educational purposes only and should not be relied upon in making any investment decision. The past performance of any commodity, derivative or other product referred to in the presentation cannot be relied upon as a guide to its future performance. Whilst every effort has been made to ensure the information is up-to-date and correct, the LME cannot guarantee that it is completely accurate and free from human error. The information is published "as is" without any warranty of any kind, express or implied, as to accuracy of the information and the LME shall not be liable for any losses or damage that may result from use of the presentation as a consequence of any inaccuracies in, or any omissions from, the information which it may contain. The information may not be reproduced, distributed or transmitted to any other person or incorporated in any way into another publication or other material.

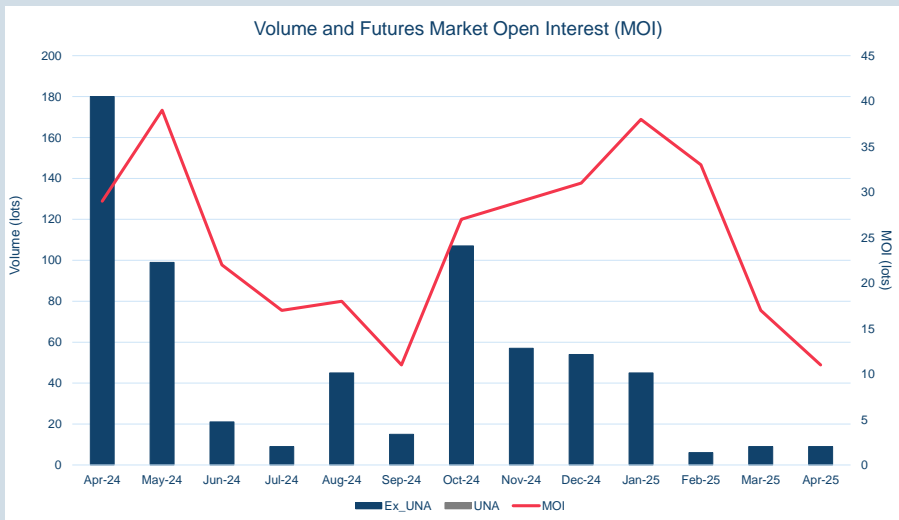


Front Month	
Average	\$380.31
Minimum	\$376.20
Maximum	\$385.00

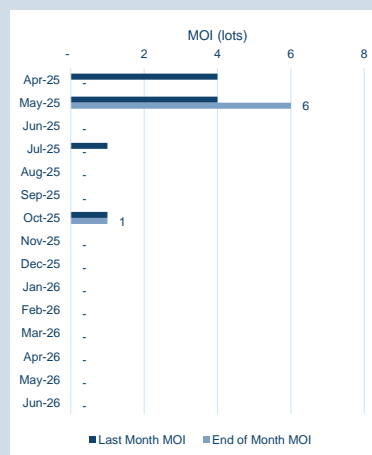
Volume (ex UNA) Apr-2025	
Lots	9

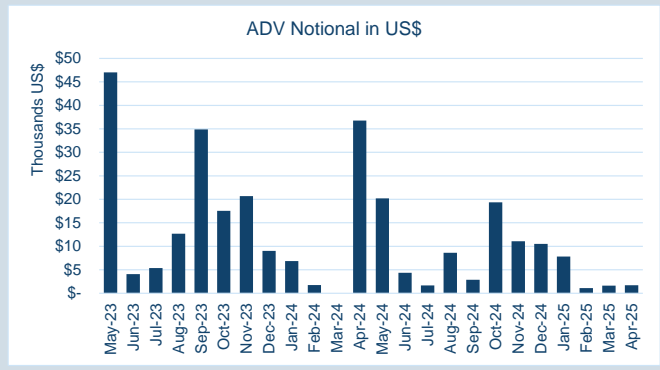
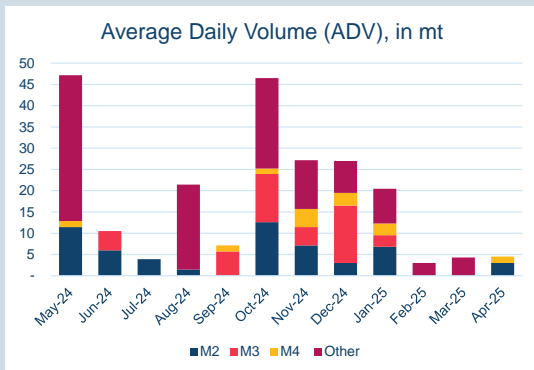
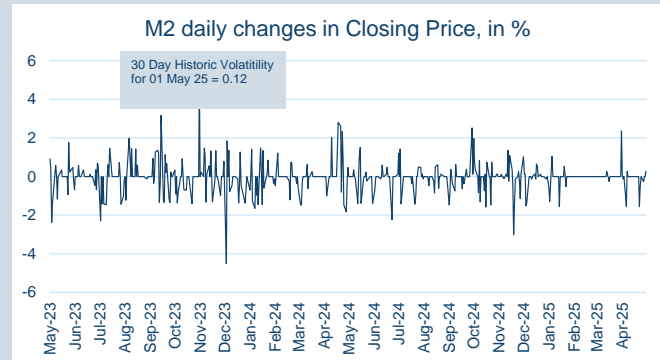
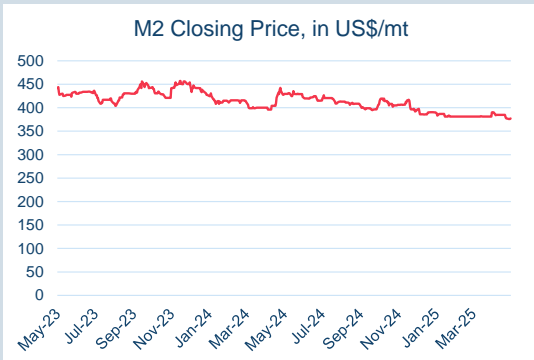
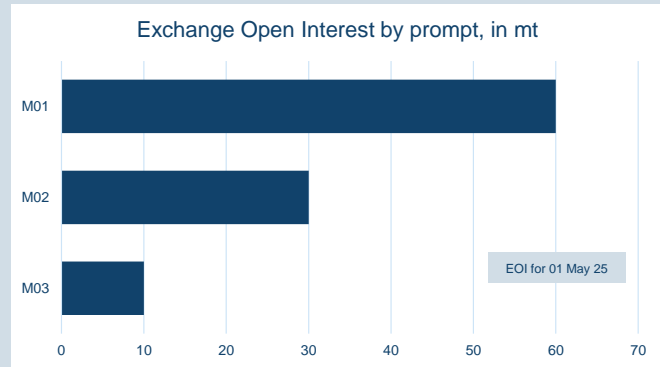
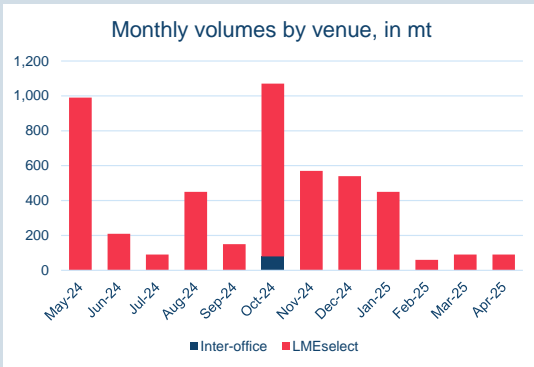
Volume (inc UNA) Apr-2025	
Lots	9
Tonnes	90

Volume Year To Date	
Lots	69
Tonnes	690

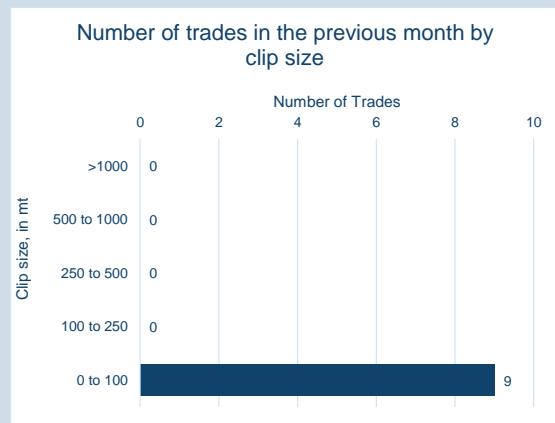


Prompt Month	End of Month - Daily Settlement	Volume (inc UNA)	End of Month - MOI
Apr-25	\$	376.20	-
May-25	\$	376.00	6
Jun-25	\$	377.00	-
Jul-25	\$	378.00	3
Aug-25	\$	379.00	-
Sep-25	\$	379.00	-
Oct-25	\$	379.00	1
Nov-25	\$	379.00	-
Dec-25	\$	379.00	-
Jan-26	\$	380.00	-
Feb-26	\$	380.00	-
Mar-26	\$	380.00	-
Apr-26	\$	380.00	-
May-26	\$	381.00	-
Jun-26	\$	381.00	-



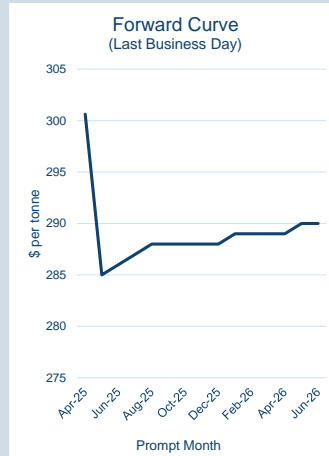


Contract specifications	
Contract Code	SID
Underlying Index	Platts' Shredded Scrap CFR Nhava Sheva
Initial Margin	\$380 per lot (as of Nov-24)
Bloomberg Ticker	LXLA Comdty
EIKON RIC	0#CSSIF:
TT Product Code	SIFCECS
CQG Product Code	LSI
Lot Size	10 metric tonnes
Price Quotation	US\$ / metric tonne
Contract Type	Cash settled futures
Contract Period	Monthly out to 15 months
Trading Venues	LMEselect and Inter-office telephone
Margining	Realised variation margins applied
Trading and Clearing Fees	US\$0.30 per lot (US\$0.03 per tonne)



© The London Metal Exchange - An HKEX Company, 10 Finsbury Square, London EC2A 1AJ

The information contained within this presentation is for illustrative and educational purposes only and should not be relied upon in making any investment decision. The past performance of any commodity, derivative or other product referred to in the presentation cannot be relied upon as a guide to its future performance. Whilst every effort has been made to ensure the information is up-to-date and correct, the LME cannot guarantee that it is completely accurate and free from human error. The information is published "as is" without any warranty of any kind, express or implied, as to accuracy of the information and the LME shall not be liable for any losses or damage that may result from use of the presentation as a consequence of any inaccuracies in, or any omissions from, the information which it may contain. The information may not be reproduced, distributed or transmitted to any other person or incorporated in any way into another publication or other material.

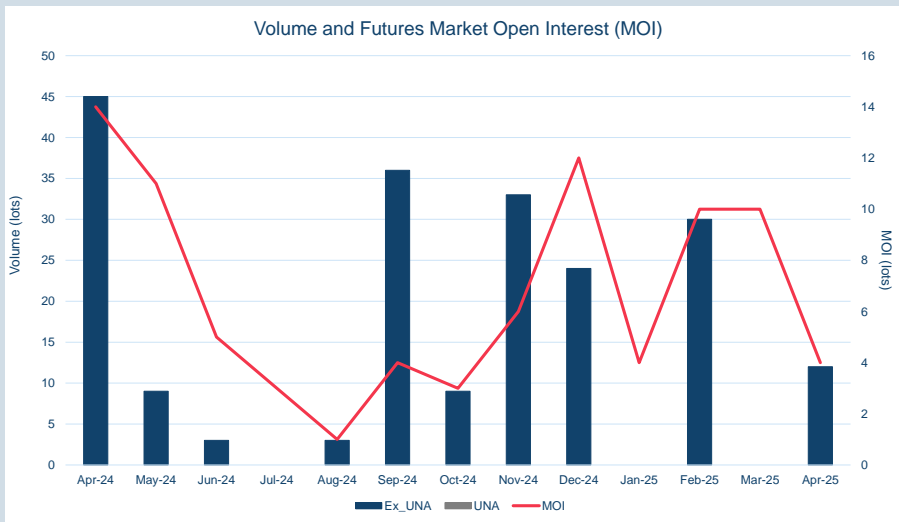


Front Month	
Average	\$307.68
Minimum	\$300.00
Maximum	\$314.00

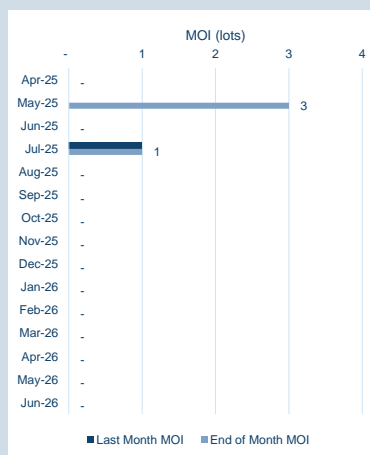
Volume (ex UNA) Apr-2025	
Lots	12

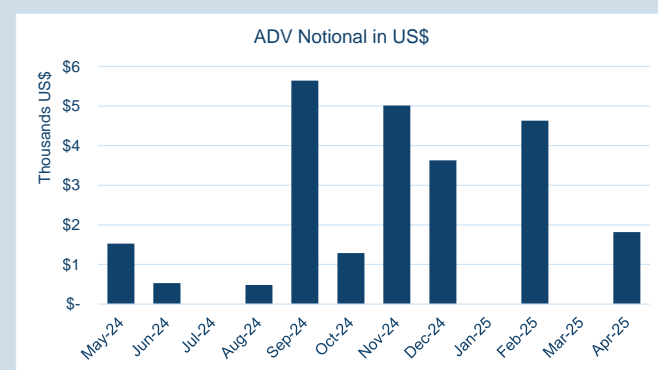
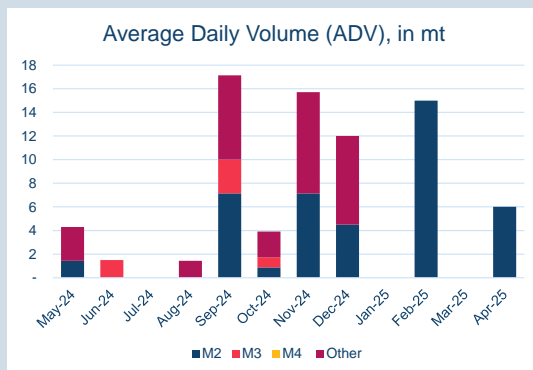
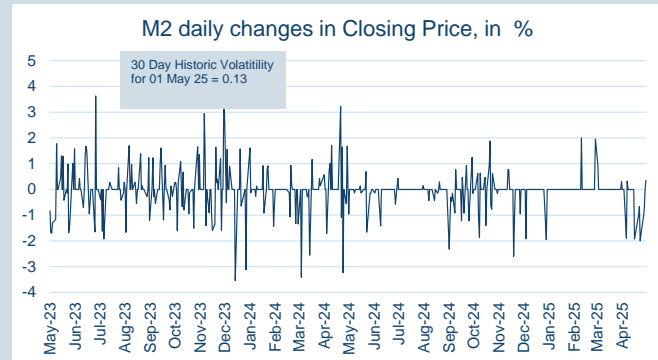
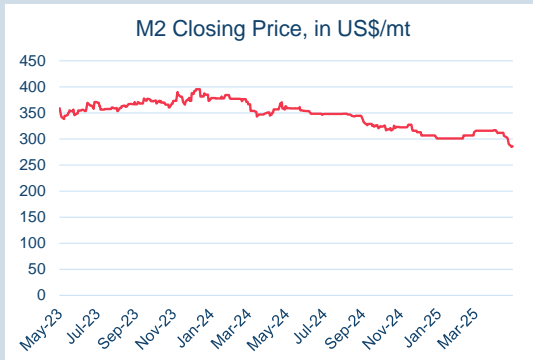
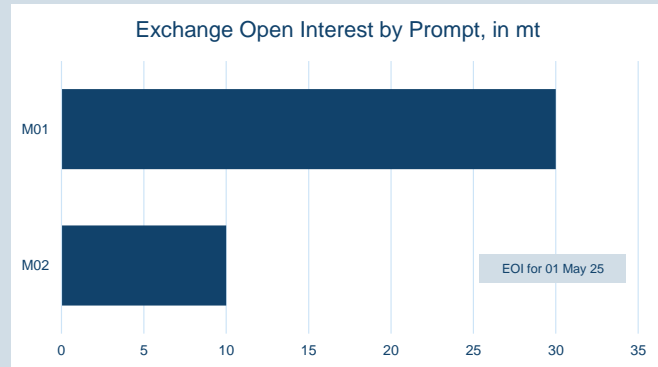
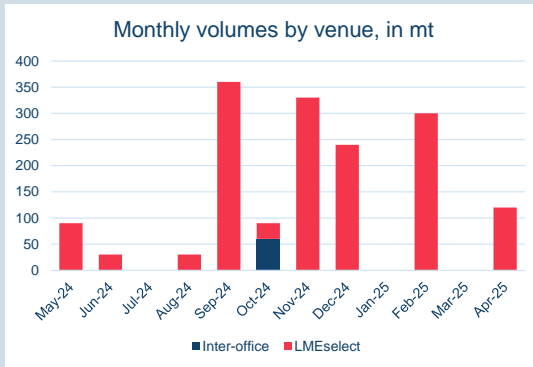
Volume (inc UNA) Apr-2025	
Lots	12
Tonnes	120

Volume Year To Date	
Lots	42
Tonnes	420

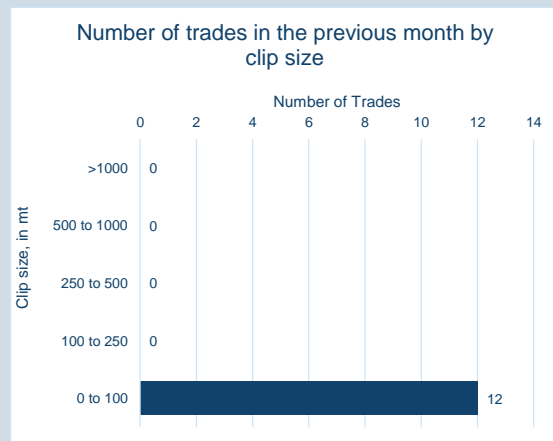


Prompt Month	End of Month - Daily Settlement	Volume (inc UNA)	End of Month - MOI
Apr-25	\$ 300.62	-	-
May-25	\$ 285.00	12	3
Jun-25	\$ 286.00	-	-
Jul-25	\$ 287.00	-	1
Aug-25	\$ 288.00	-	-
Sep-25	\$ 288.00	-	-
Oct-25	\$ 288.00	-	-
Nov-25	\$ 288.00	-	-
Dec-25	\$ 288.00	-	-
Jan-26	\$ 289.00	-	-
Feb-26	\$ 289.00	-	-
Mar-26	\$ 289.00	-	-
Apr-26	\$ 289.00	-	-
May-26	\$ 290.00	-	-
Jun-26	\$ 290.00	-	-



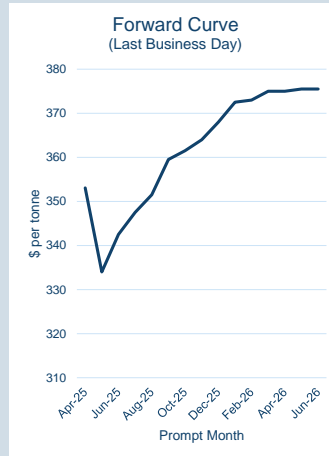


Contract specifications	
Contract Code	STD
Underlying Index	Argus' Ferrous scrap HMS 1/2 (80:20) containerised CFR Taiwan
Initial Margin	\$360 per lot (as of Nov-24)
Bloomberg Ticker	LVAA Comdty
EIKON RIC	0#CSSTF:
TT Product Code	STFCECS
CQG Product Code	LST
Lot Size	10 metric tonnes
Price Quotation	US\$ / metric tonne
Contract Type	Cash settled futures
Contract Period	Monthly out to 15 months
Trading Venues	LMEselect and Inter-office telephone
Margining	Realised variation margins applied
Trading and Clearing Fees	US\$0.30 per lot (US\$0.03 per tonne)



© The London Metal Exchange - An HKEX Company. 10 Finsbury Square, London EC2A 1AJ

The information contained within this presentation is for illustrative and educational purposes only and should not be relied upon in making any investment decision. The past performance of any commodity, derivative or other product referred to in the presentation cannot be relied upon as a guide to its future performance. Whilst every effort has been made to ensure the information is up-to-date and correct, the LME cannot guarantee that it is completely accurate and free from human error. The information is published "as is" without any warranty of any kind, express or implied, as to accuracy of the information and the LME shall not be liable for any losses or damage that may result from use of the presentation as a consequence of any inaccuracies in, or any omissions from, the information which it may contain. The information may not be reproduced, distributed or transmitted to any other person or incorporated in any way into another publication or other material.

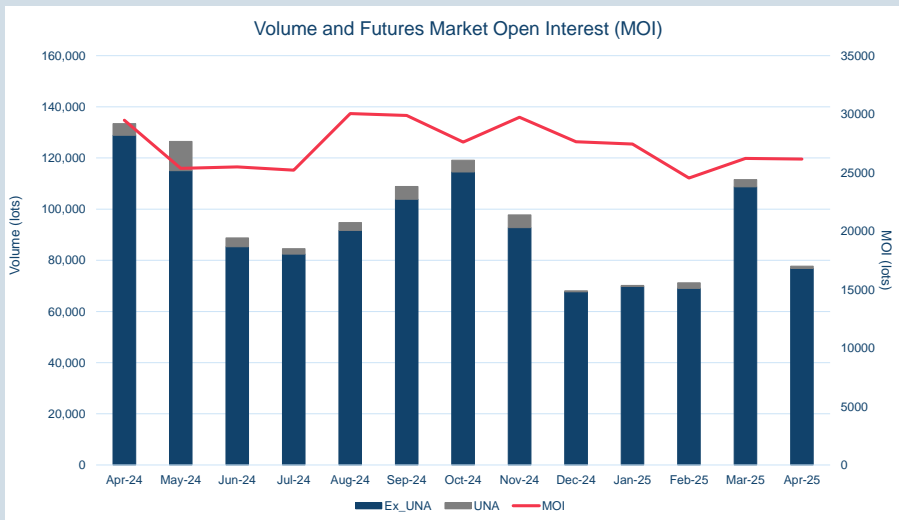


Front Month	
Average	\$361.18
Minimum	\$348.00
Maximum	\$372.00

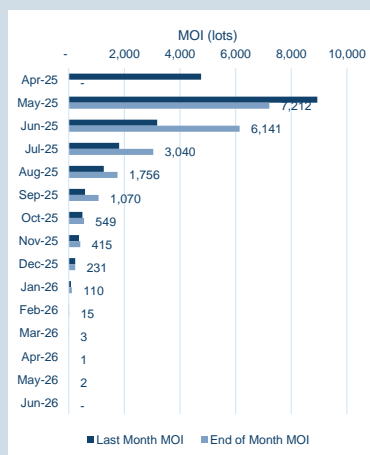
Volume (ex UNA) Apr-2025	
Lots	76,836

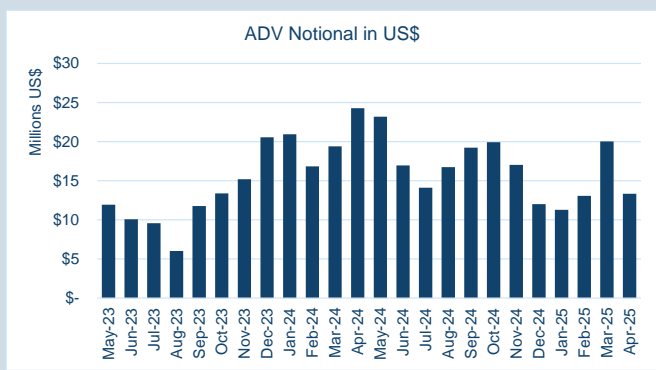
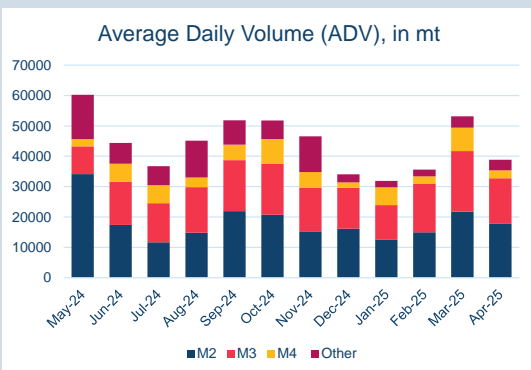
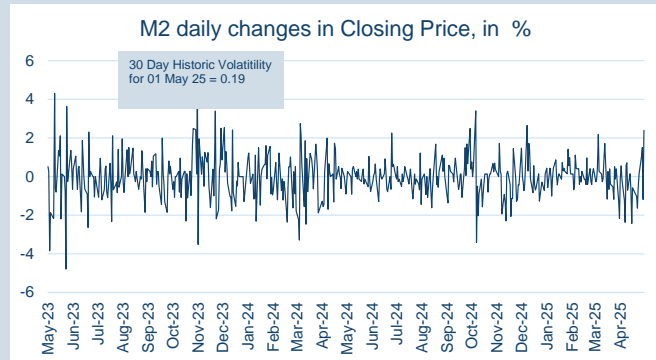
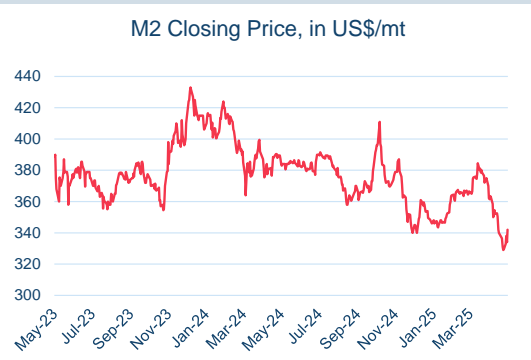
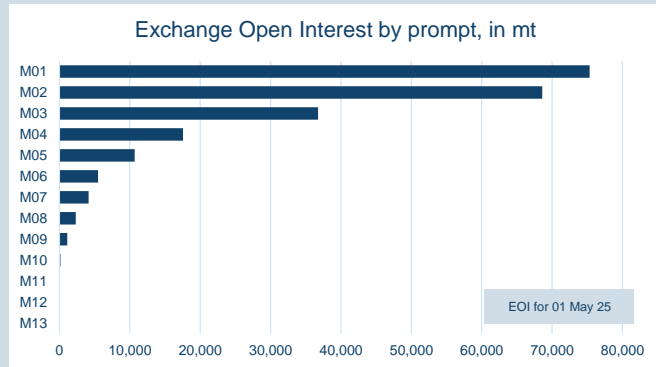
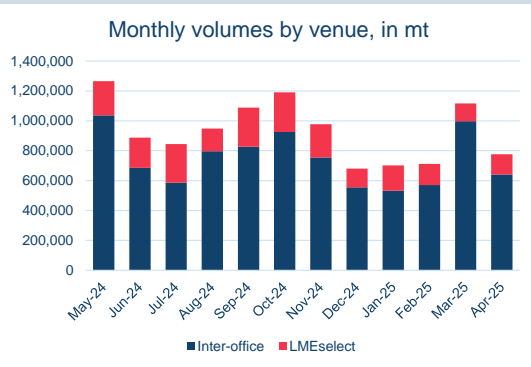
Volume (inc UNA) Apr-2025	
Lots	77,686
Tonnes	776,860

Volume Year To Date	
Lots	330,642
Tonnes	3,306,420

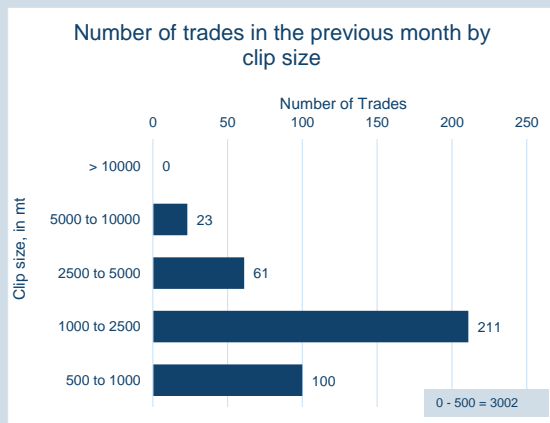


Prompt Month	End of Month - Daily Settlement	Volume (inc UNA)	End of Month - MOI
Apr-25	\$ 353.05	3,293	-
May-25	\$ 334.00	35,805	7,212
Jun-25	\$ 342.50	29,689	6,141
Jul-25	\$ 347.50	5,193	3,040
Aug-25	\$ 351.50	1,850	1,756
Sep-25	\$ 359.50	1,192	1,070
Oct-25	\$ 361.50	389	549
Nov-25	\$ 364.00	75	415
Dec-25	\$ 368.00	29	231
Jan-26	\$ 372.50	140	110
Feb-26	\$ 373.00	12	15
Mar-26	\$ 375.00	9	3
Apr-26	\$ 375.00	2	1
May-26	\$ 375.50	8	2
Jun-26	\$ 375.50	-	-



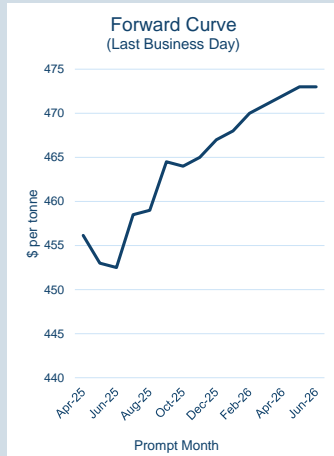


Contract specifications	
Contract Code	SCD
Underlying Index	Platts TSI HMS 1&2 (80:20) CFR Turkey
Initial Margin	\$320 per lot (as of Nov-24)
Bloomberg Ticker	JBOA Comdty
EIKON RIC	0#CSSCF:
TT Product Code	SCFCECS
CQG Product Code	SSC
Lot Size	10 metric tonnes
Price Quotation	US\$ / metric tonne
Contract Type	Cash settled futures
Contract Period	Monthly out to 15 months
Trading Venues	LMEselect and Inter-office telephone
Margining	Realised variation margins applied
Trading and Clearing Fees	US\$0.30 per lot (US\$0.03 per tonne)



© The London Metal Exchange - An HKEX Company, 10 Finsbury Square, London EC2A 1AJ

The information contained within this presentation is for illustrative and educational purposes only and should not be relied upon in making any investment decision. The past performance of any commodity, derivative or other product referred to in the presentation cannot be relied upon as a guide to its future performance. Whilst every effort has been made to ensure the information is up-to-date and correct, the LME cannot guarantee that it is completely accurate and free from human error. The information is published "as is" without any warranty of any kind, express or implied, as to accuracy of the information and the LME shall not be liable for any losses or damage that may result from use of the presentation as a consequence of any inaccuracies in, or any omissions from, the information which it may contain. The information may not be reproduced, distributed or transmitted to any other person or incorporated in any way into another publication or other material.

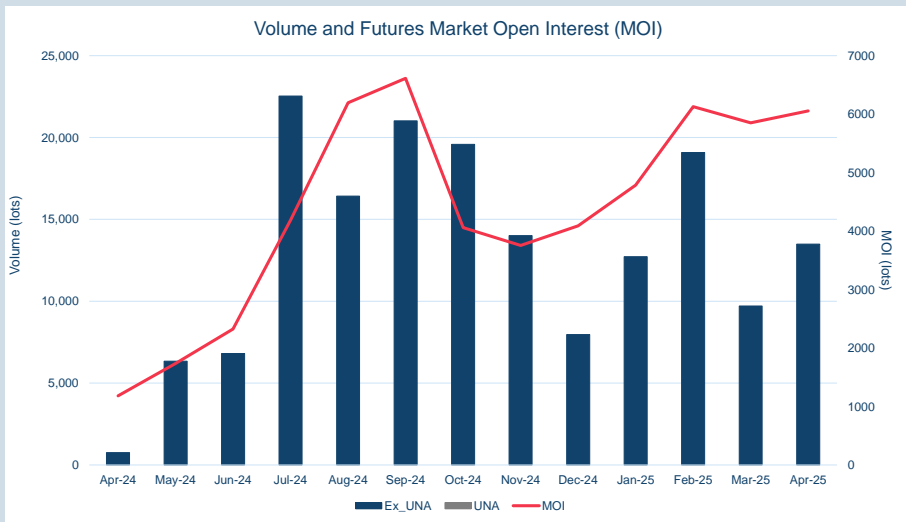


Front Month	
Average	\$462.51
Minimum	\$456.14
Maximum	\$468.50

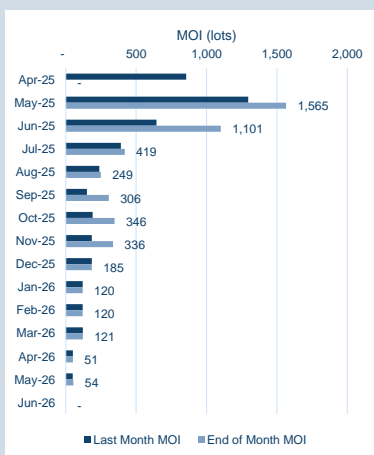
Volume (ex UNA) Apr-2025	
Lots	13,493

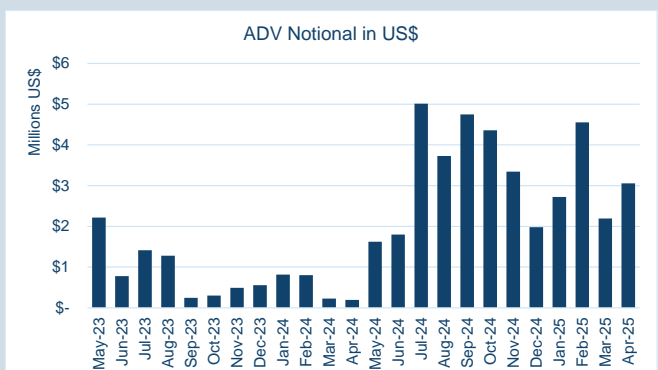
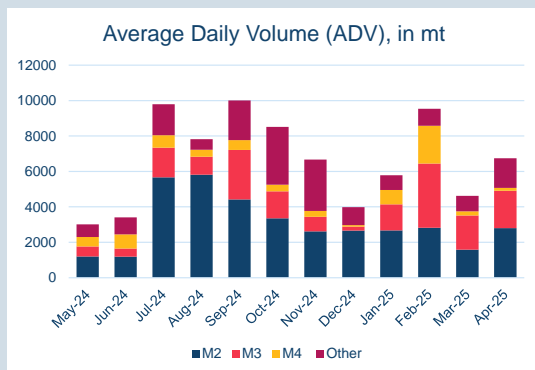
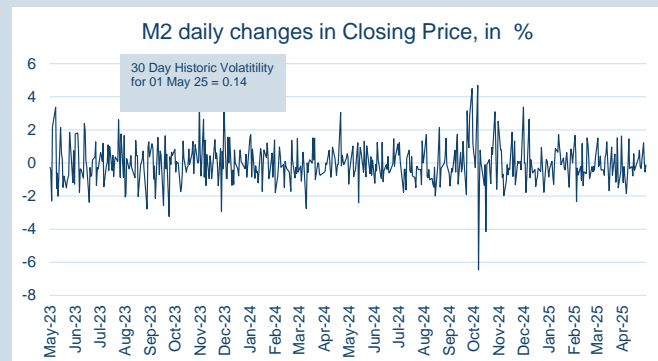
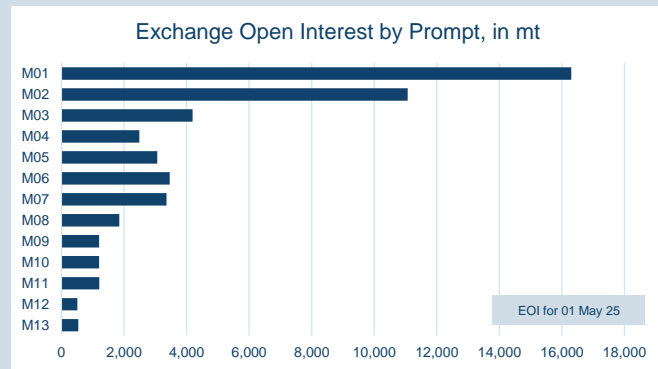
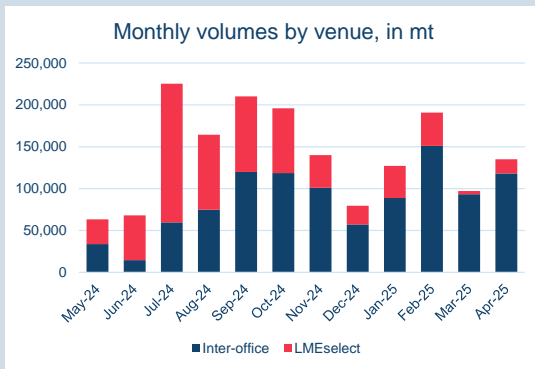
Volume (inc UNA) Apr-2025	
Lots	13,493
Tonnes	134,930

Volume Year To Date	
Lots	55,001
Tonnes	550,010

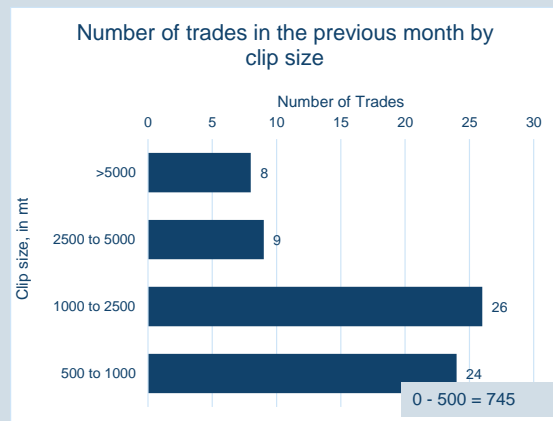


Prompt Month	End of Month - Daily Settlement	Volume (inc UNA)	End of Month - MOI
Apr-25	\$ 456.14	1,175	-
May-25	\$ 453.00	5,604	1,565
Jun-25	\$ 452.50	4,217	1,101
Jul-25	\$ 458.50	317	419
Aug-25	\$ 459.00	177	249
Sep-25	\$ 464.50	781	306
Oct-25	\$ 464.00	610	346
Nov-25	\$ 465.00	602	336
Dec-25	\$ 467.00	-	185
Jan-26	\$ 468.00	-	120
Feb-26	\$ 470.00	-	120
Mar-26	\$ 471.00	-	121
Apr-26	\$ 472.00	-	51
May-26	\$ 473.00	10	54
Jun-26	\$ 473.00	-	-



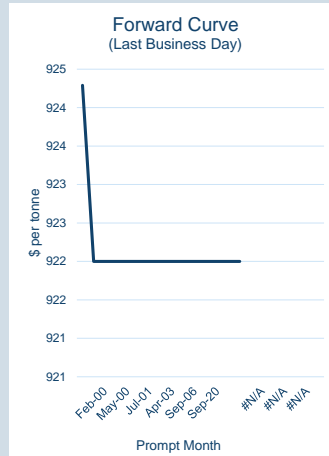


Contract specifications	
Contract Code	HCD
Underlying Index	Argus HRC FOB Tianjin China
Initial Margin	\$670 per lot (as of Nov-24)
Bloomberg Ticker	LCYA Comdty
EIKON RIC	0#CMHCF:
TT Product Code	HCFCECS
CQG Product Code	LHC
Lot Size	10 metric tonnes
Price Quotation	US\$ / metric tonne
Contract Type	Cash settled futures
Contract Period	Monthly out to 15 months
Trading Venues	LMEselect and Inter-office telephone
Margining	Realised variation margins applied
Trading and Clearing Fees	US\$0.30 per lot (US\$0.03 per tonne)



© The London Metal Exchange - An HKEX Company, 10 Finsbury Square, London EC2A 1AJ

The information contained within this presentation is for illustrative and educational purposes only and should not be relied upon in making any investment decision. The past performance of any commodity, derivative or other product referred to in the presentation cannot be relied upon as a guide to its future performance. Whilst every effort has been made to ensure the information is up-to-date and correct, the LME cannot guarantee that it is completely accurate and free from human error. The information is published "as is" without any warranty of any kind, express or implied, as to accuracy of the information and the LME shall not be liable for any losses or damage that may result from use of the presentation as a consequence of any inaccuracies in, or any omissions from, the information which it may contain. The information may not be reproduced, distributed or transmitted to any other person or incorporated in any way into another publication or other material.

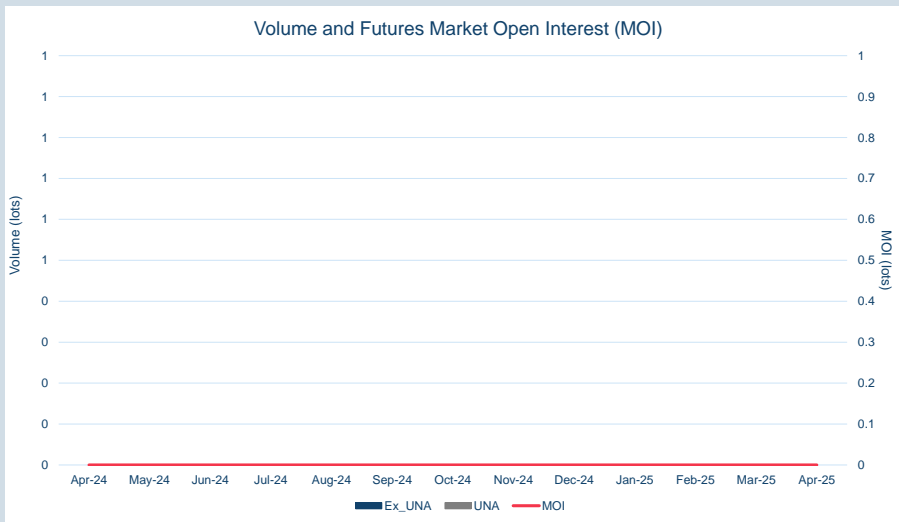


Front Month	
Average	\$926.95
Minimum	\$922.05
Maximum	\$945.00

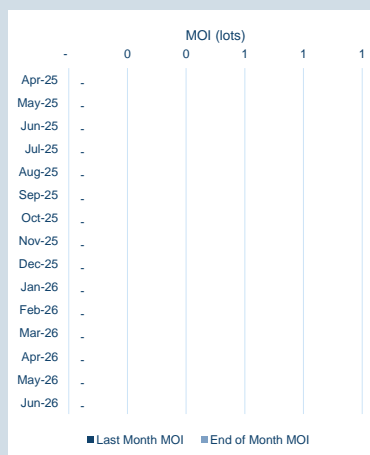
Volume (ex UNA) Apr-2025	
Lots	-

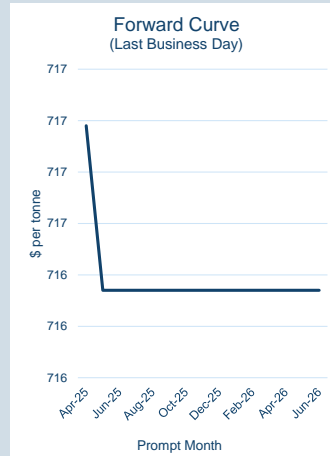
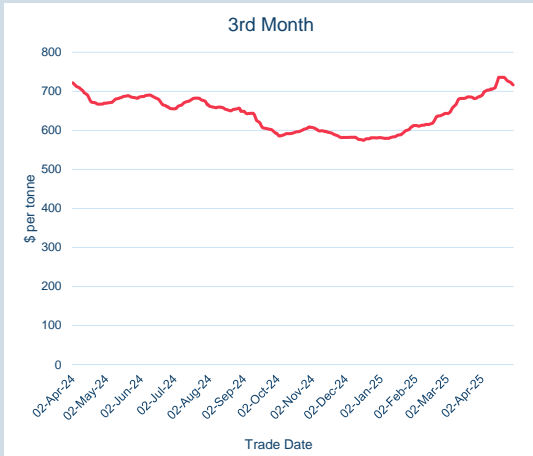
Volume (inc UNA) Apr-2025	
Lots	-
Tonnes	-

Volume Year To Date	
Lots	-
Tonnes	-



Prompt Month	End of Month - Daily Settlement	Volume (inc UNA)	End of Month - MOI
Jan-00	\$	924.29	-
Feb-00	\$	922.00	-
Feb-00	\$	922.00	-
May-00	\$	922.00	-
May-00	\$	922.00	-
Aug-00	\$	922.00	-
Jul-01	\$	922.00	-
Jul-02	\$	922.00	-
Apr-03	\$	922.00	-
Nov-04	\$	922.00	-
Sep-06	\$	922.00	-
Sep-10	\$	922.00	-
Sep-20	\$	922.00	-
Jun-26	\$	922.00	-
Jan-00	\$	922.00	-



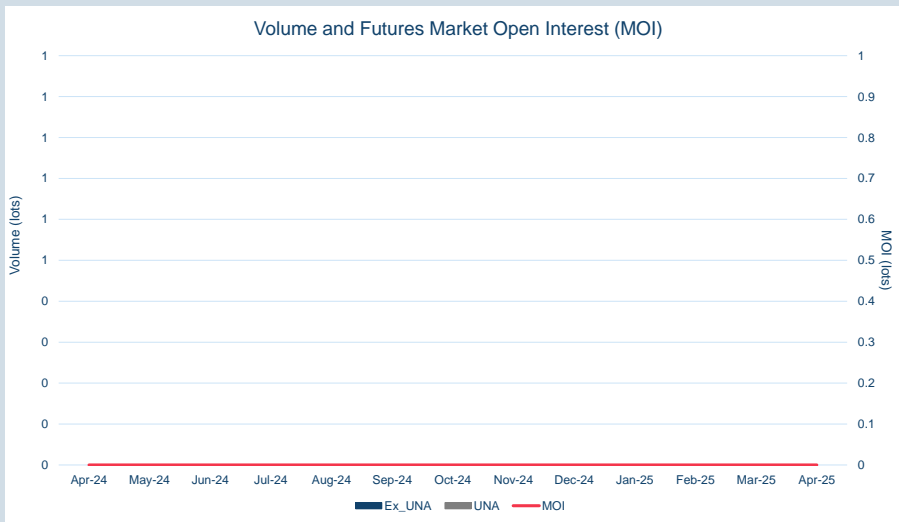


Front Month	
Average	\$712.42
Minimum	\$687.33
Maximum	\$725.35

Volume (ex UNA) Apr-2025	
Lots	-

Volume (inc UNA) Apr-2025	
Lots	-
Tonnes	-

Volume Year To Date	
Lots	-
Tonnes	-



Prompt Month	End of Month - Daily Settlement	Volume (inc UNA)	End of Month - MOI
Apr-25	\$ 716.69	-	-
May-25	\$ 716.37	-	-
Jun-25	\$ 716.37	-	-
Jul-25	\$ 716.37	-	-
Aug-25	\$ 716.37	-	-
Sep-25	\$ 716.37	-	-
Oct-25	\$ 716.37	-	-
Nov-25	\$ 716.37	-	-
Dec-25	\$ 716.37	-	-
Jan-26	\$ 716.37	-	-
Feb-26	\$ 716.37	-	-
Mar-26	\$ 716.37	-	-
Apr-26	\$ 716.37	-	-
May-26	\$ 716.37	-	-
Jun-26	\$ 716.37	-	-

