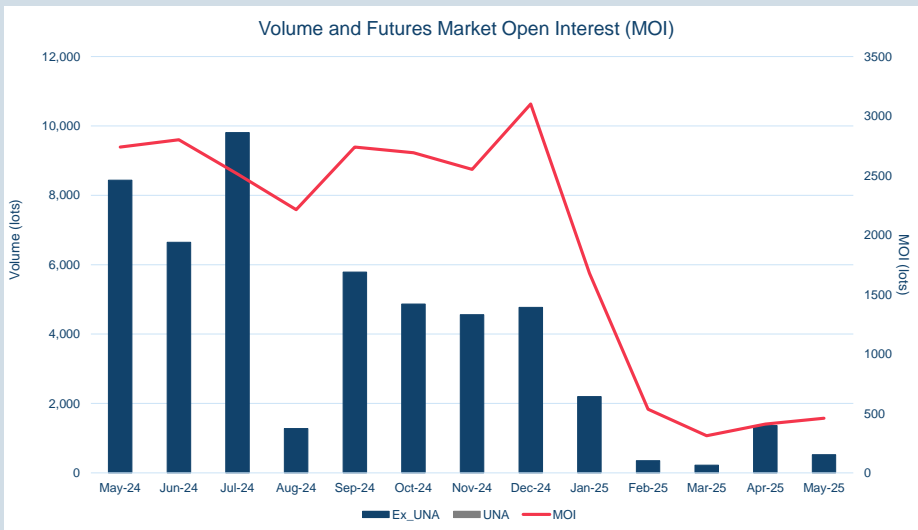


Front Month	
Average	\$546.47
Minimum	\$539.00
Maximum	\$550.50

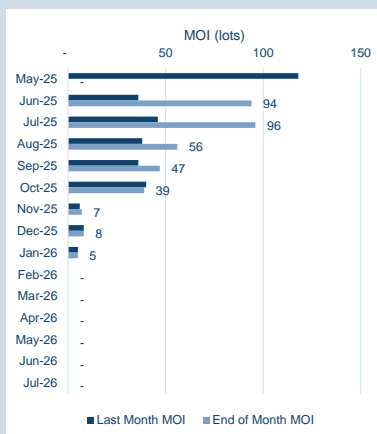
Volume (ex UNA) May-2025	
Lots	525

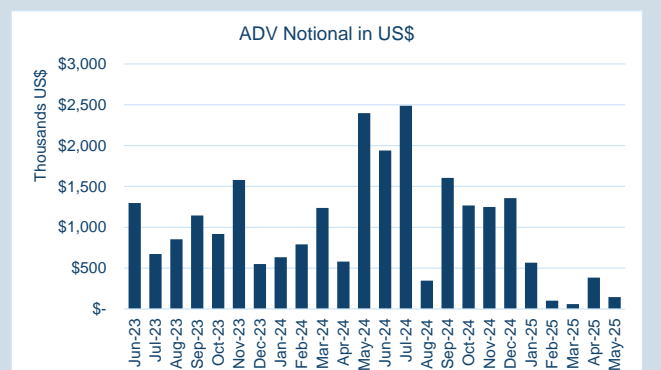
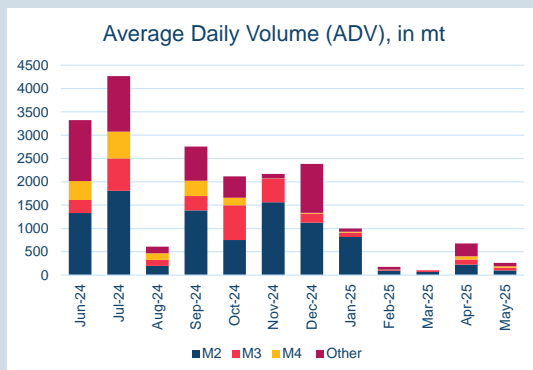
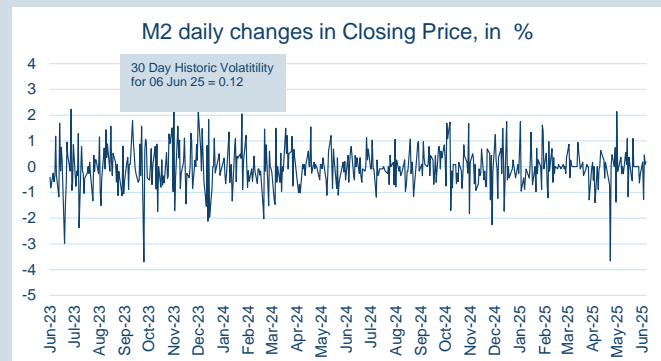
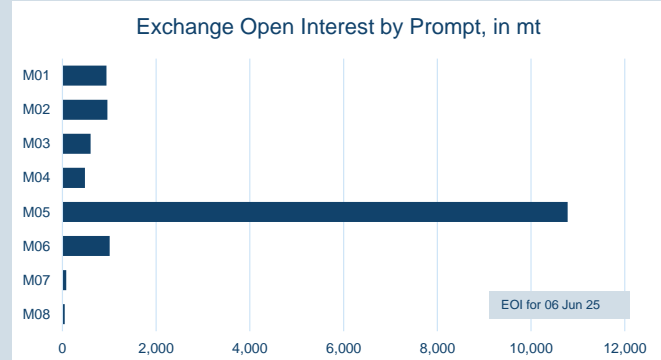
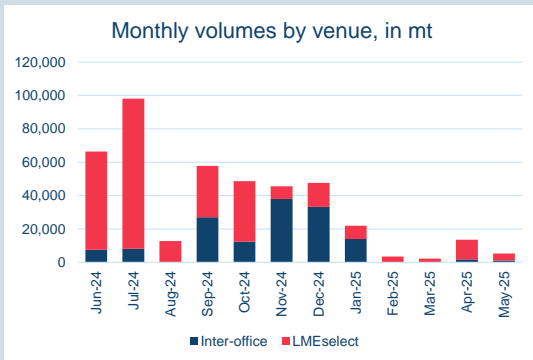
Volume (inc UNA) May-2025	
Lots	525
Tonnes	5,250

Volume Year To Date	
Lots	4,655
Tonnes	46,550

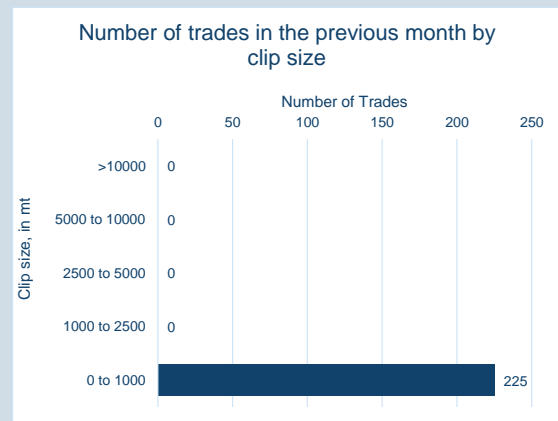


Prompt Month	End of Month - Daily Settlement	Volume (inc UNA)	End of Month - MOI
May-25	\$ 549.33	42	-
Jun-25	\$ 549.50	197	94
Jul-25	\$ 551.00	118	96
Aug-25	\$ 556.00	65	56
Sep-25	\$ 561.00	97	47
Oct-25	\$ 569.50	3	39
Nov-25	\$ 573.50	3	7
Dec-25	\$ 577.50	-	8
Jan-26	\$ 582.50	-	5
Feb-26	\$ 584.50	-	-
Mar-26	\$ 589.50	-	-
Apr-26	\$ 592.50	-	-
May-26	\$ 594.50	-	-
Jun-26	\$ 596.50	-	-
Jul-26	\$ 596.50	-	-



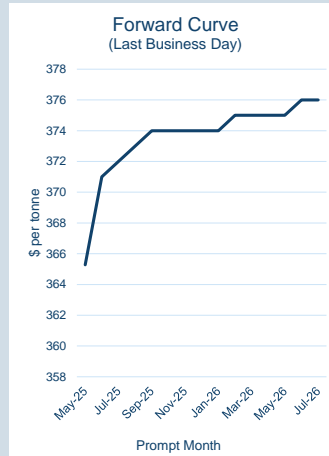


Contract specifications	
Contract Code	SRD
Underlying Index	Platts Steel Rebar FOB Turkey
Initial Margin	\$440 per lot (as of Nov-24)
Bloomberg Ticker	JBPA Comdty
EIKON RIC	0#CSRRF:
TT Product Code	SRFCECS
CQG Product Code	SSR
Lot Size	10 metric tonnes
Price Quotation	US\$ / metric tonne
Contract Type	Cash settled futures
Contract Period	Monthly out to 15 months
Trading Venues	LMEselect and Inter-office telephone
Margining	Realised variation margins applied
Trading and Clearing Fees	US\$0.30 per lot (US\$0.03 per tonne)



© The London Metal Exchange - An HKEX Company, 10 Finsbury Square, London EC2A 1AJ

The information contained within this presentation is for illustrative and educational purposes only and should not be relied upon in making any investment decision. The past performance of any commodity, derivative or other product referred to in the presentation cannot be relied upon as a guide to its future performance. Whilst every effort has been made to ensure the information is up-to-date and correct, the LME cannot guarantee that it is completely accurate and free from human error. The information is published "as is" without any warranty of any kind, express or implied, as to accuracy of the information and the LME shall not be liable for any losses or damage that may result from use of the presentation as a consequence of any inaccuracies in, or any omissions from, the information which it may contain. The information may not be reproduced, distributed or transmitted to any other person or incorporated in any way into another publication or other material.

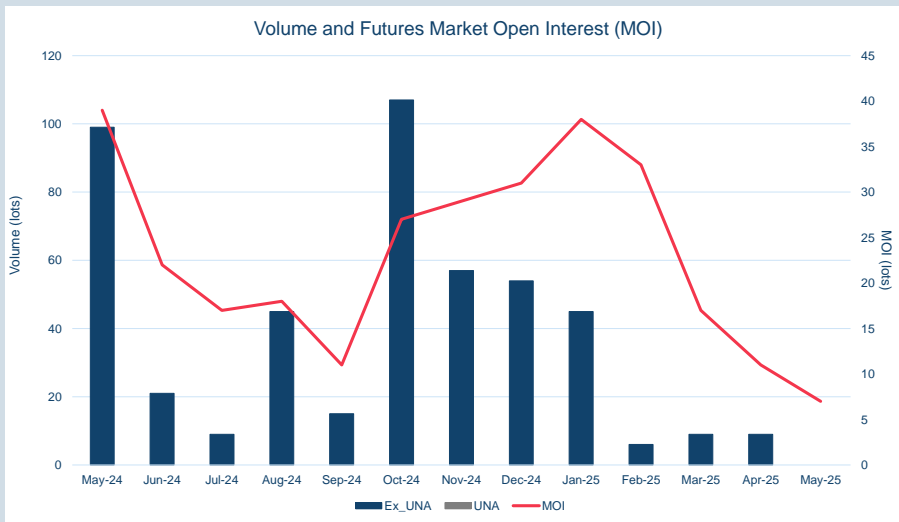


Front Month	
Average	\$368.51
Minimum	\$364.00
Maximum	\$376.00

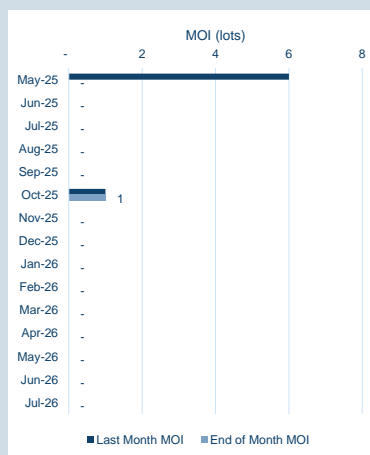
Volume (ex UNA) May-2025	
Lots	-

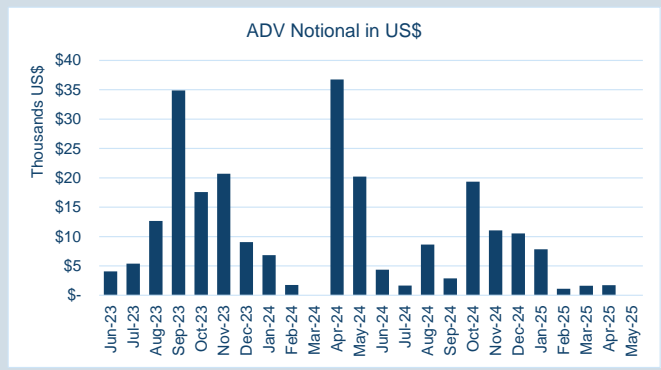
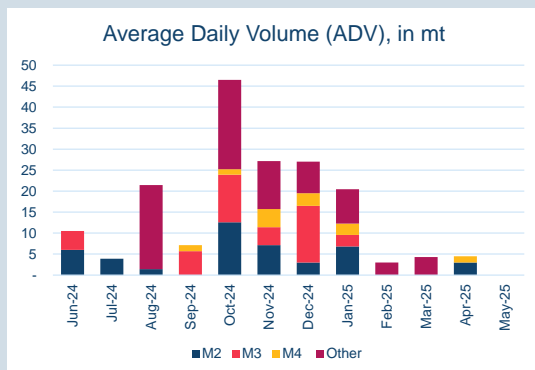
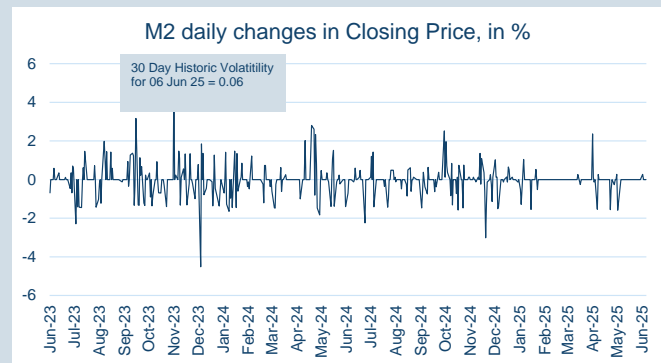
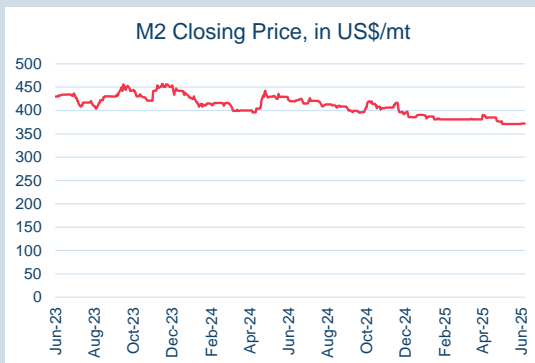
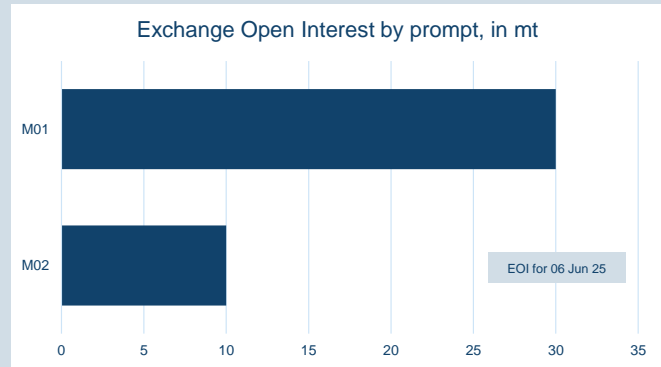
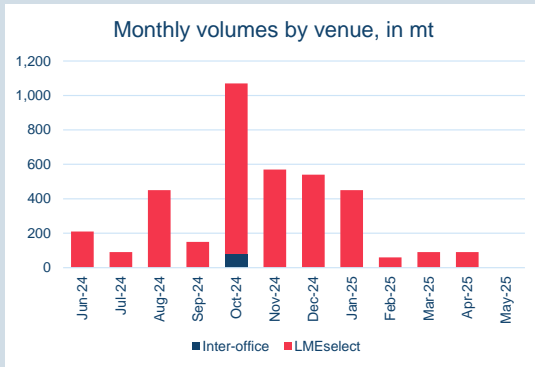
Volume (inc UNA) May-2025	
Lots	-
Tonnes	-

Volume Year To Date	
Lots	69
Tonnes	690

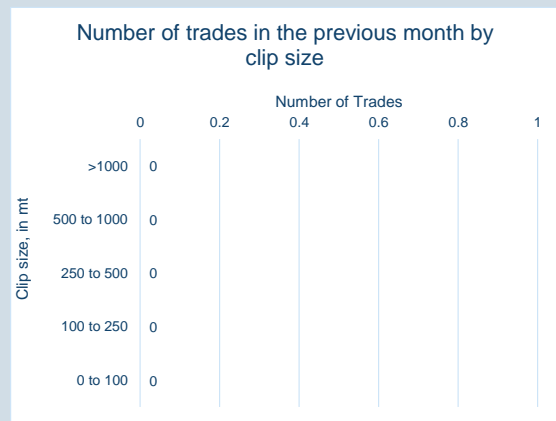


Prompt Month	End of Month - Daily Settlement	Volume (inc UNA)	End of Month - MOI
May-25	\$ 365.28	-	-
Jun-25	\$ 371.00	-	-
Jul-25	\$ 372.00	-	-
Aug-25	\$ 373.00	-	-
Sep-25	\$ 374.00	-	-
Oct-25	\$ 374.00	-	1
Nov-25	\$ 374.00	-	-
Dec-25	\$ 374.00	-	-
Jan-26	\$ 374.00	-	-
Feb-26	\$ 375.00	-	-
Mar-26	\$ 375.00	-	-
Apr-26	\$ 375.00	-	-
May-26	\$ 375.00	-	-
Jun-26	\$ 376.00	-	-
Jul-26	\$ 376.00	-	-



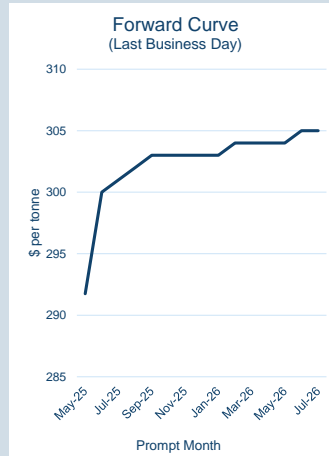
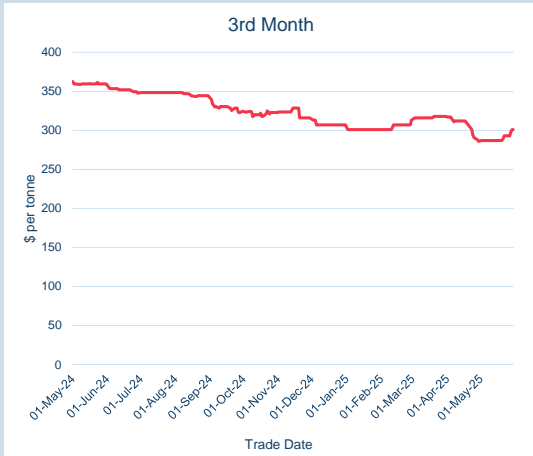


Contract specifications	
Contract Code	SID
Underlying Index	Platts' Shredded Scrap CFR Nhava Sheva
Initial Margin	\$380 per lot (as of Nov-24)
Bloomberg Ticker	LXLA Comdty
EIKON RIC	0#CSSIF:
TT Product Code	SIFCECS
CQG Product Code	LSI
Lot Size	10 metric tonnes
Price Quotation	US\$ / metric tonne
Contract Type	Cash settled futures
Contract Period	Monthly out to 15 months
Trading Venues	LMEselect and Inter-office telephone
Margining	Realised variation margins applied
Trading and Clearing Fees	US\$0.30 per lot (US\$0.03 per tonne)



© The London Metal Exchange - An HKEX Company, 10 Finsbury Square, London EC2A 1AJ

The information contained within this presentation is for illustrative and educational purposes only and should not be relied upon in making any investment decision. The past performance of any commodity, derivative or other product referred to in the presentation cannot be relied upon as a guide to its future performance. Whilst every effort has been made to ensure the information is up-to-date and correct, the LME cannot guarantee that it is completely accurate and free from human error. The information is published "as is" without any warranty of any kind, express or implied, as to accuracy of the information and the LME shall not be liable for any losses or damage that may result from use of the presentation as a consequence of any inaccuracies in, or any omissions from, the information which it may contain. The information may not be reproduced, distributed or transmitted to any other person or incorporated in any way into another publication or other material.

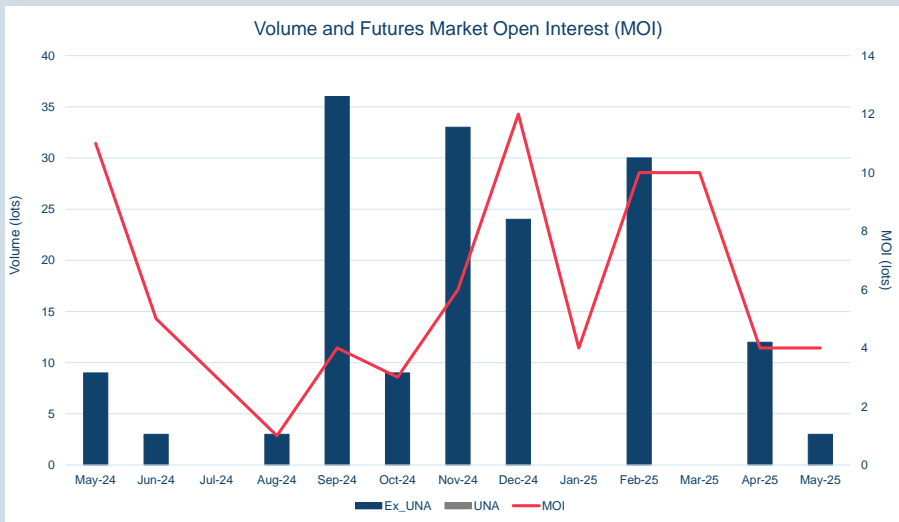


Front Month	
Average	\$286.89
Minimum	\$285.00
Maximum	\$291.75

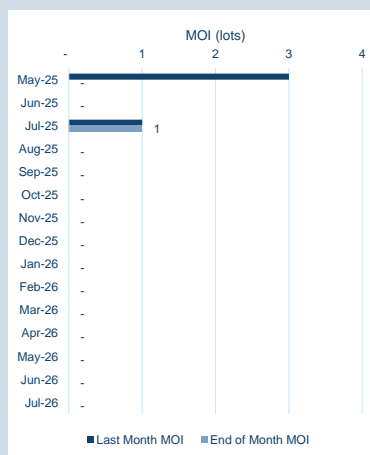
Volume (ex UNA) May-2025	
Lots	3

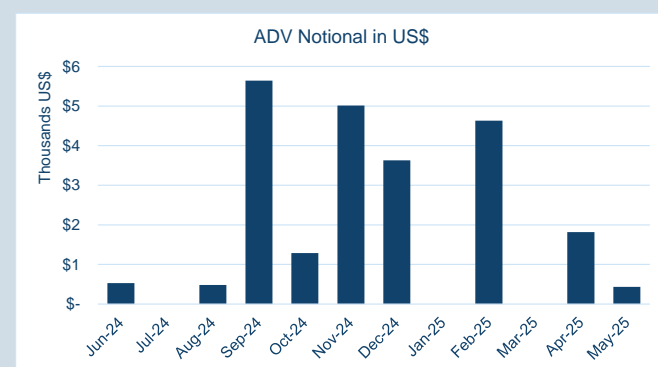
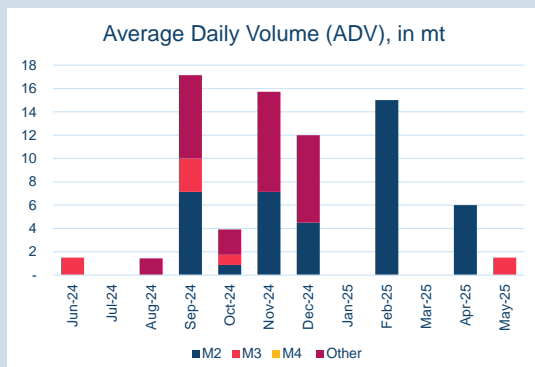
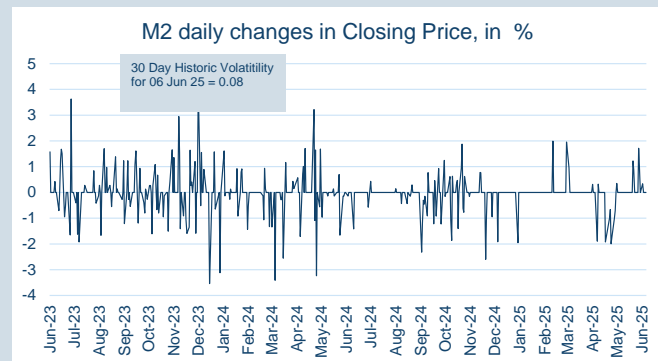
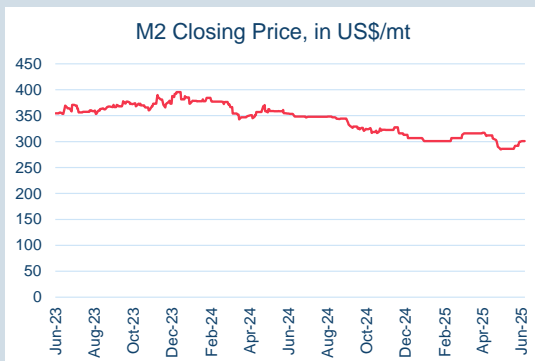
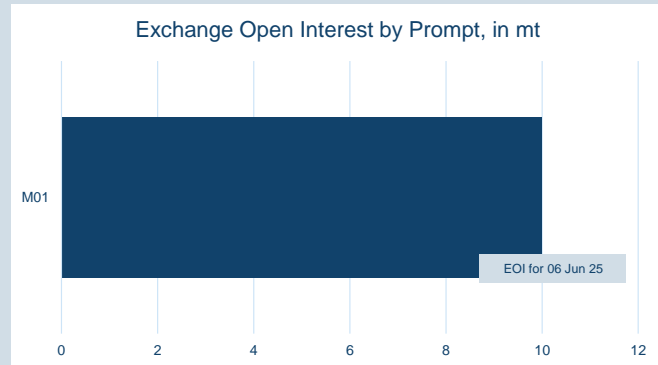
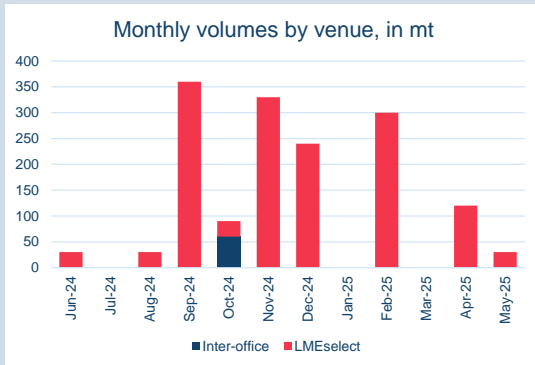
Volume (inc UNA) May-2025	
Lots	3
Tonnes	30

Volume Year To Date	
Lots	45
Tonnes	450

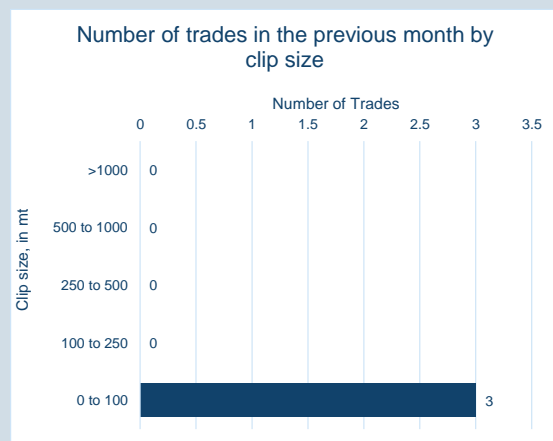


Prompt Month	End of Month - Daily Settlement	Volume (inc UNA)	End of Month - MOI
May-25	\$ 291.75	-	-
Jun-25	\$ 300.00	-	-
Jul-25	\$ 301.00	3	1
Aug-25	\$ 302.00	-	-
Sep-25	\$ 303.00	-	-
Oct-25	\$ 303.00	-	-
Nov-25	\$ 303.00	-	-
Dec-25	\$ 303.00	-	-
Jan-26	\$ 303.00	-	-
Feb-26	\$ 304.00	-	-
Mar-26	\$ 304.00	-	-
Apr-26	\$ 304.00	-	-
May-26	\$ 304.00	-	-
Jun-26	\$ 305.00	-	-
Jul-26	\$ 305.00	-	-



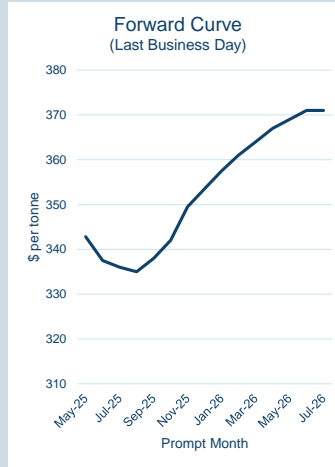


Contract specifications	
Contract Code	STD
Underlying Index	Argus' Ferrous scrap HMS 1/2 (80:20) containerised CFR Taiwan
Initial Margin	\$360 per lot (as of Nov-24)
Bloomberg Ticker	LVAA Comdty
EIKON RIC	0#CSSTF:
TT Product Code	STFCECS
CQG Product Code	LST
Lot Size	10 metric tonnes
Price Quotation	US\$ / metric tonne
Contract Type	Cash settled futures
Contract Period	Monthly out to 15 months
Trading Venues	LMEselect and Inter-office telephone
Margining	Realised variation margins applied
Trading and Clearing Fees	US\$0.30 per lot (US\$0.03 per tonne)



© The London Metal Exchange - An HKEX Company. 10 Finsbury Square, London EC2A 1AJ

The information contained within this presentation is for illustrative and educational purposes only and should not be relied upon in making any investment decision. The past performance of any commodity, derivative or other product referred to in the presentation cannot be relied upon as a guide to its future performance. Whilst every effort has been made to ensure the information is up-to-date and correct, the LME cannot guarantee that it is completely accurate and free from human error. The information is published "as is" without any warranty of any kind, express or implied, as to accuracy of the information and the LME shall not be liable for any losses or damage that may result from use of the presentation as a consequence of any inaccuracies in, or any omissions from, the information which it may contain. The information may not be reproduced, distributed or transmitted to any other person or incorporated in any way into another publication or other material.

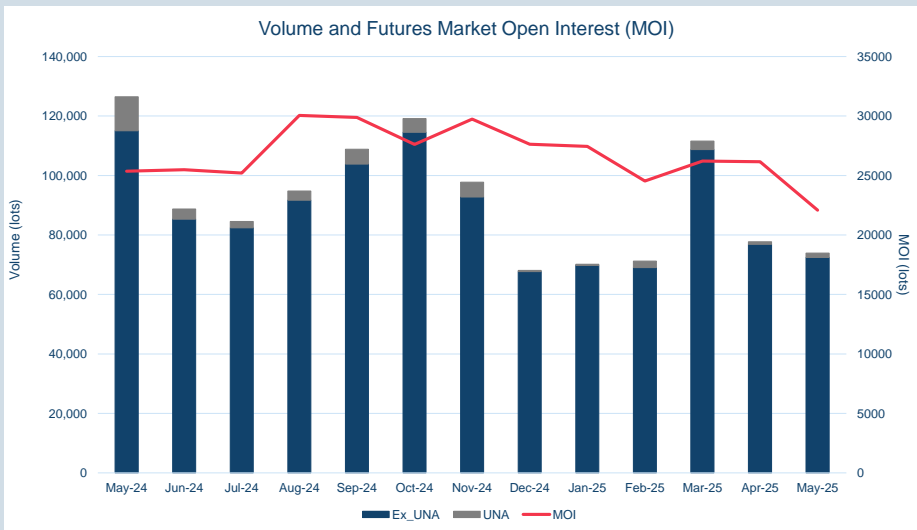


Front Month	
Average	\$340.67
Minimum	\$336.50
Maximum	\$343.50

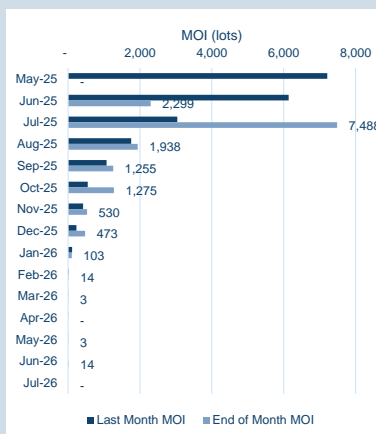
Volume (ex UNA) May-2025	
Lots	72,439

Volume (inc UNA) May-2025	
Lots	73,919
Tonnes	739,190

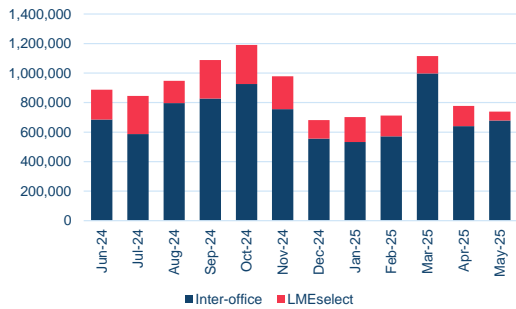
Volume Year To Date	
Lots	404,561
Tonnes	4,045,610



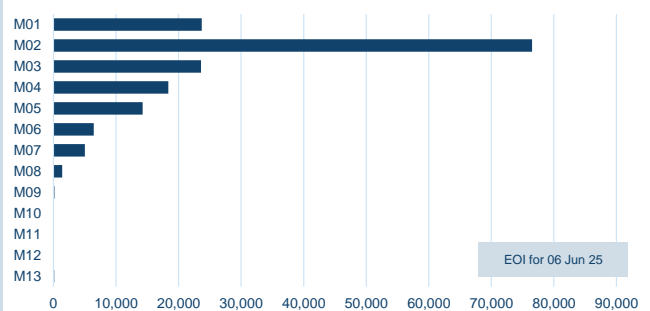
Prompt Month	End of Month - Daily Settlement	Volume (inc UNA)	End of Month - MOI
May-25	\$ 342.83	4,392	-
Jun-25	\$ 337.50	28,558	2,299
Jul-25	\$ 336.00	28,276	7,488
Aug-25	\$ 335.00	4,742	1,938
Sep-25	\$ 338.00	4,185	1,255
Oct-25	\$ 342.00	2,504	1,275
Nov-25	\$ 349.50	600	530
Dec-25	\$ 353.50	572	473
Jan-26	\$ 357.50	40	103
Feb-26	\$ 361.00	3	14
Mar-26	\$ 364.00	3	3
Apr-26	\$ 367.00	2	-
May-26	\$ 369.00	5	3
Jun-26	\$ 371.00	37	14
Jul-26	\$ 371.00	-	-



Monthly volumes by venue, in mt



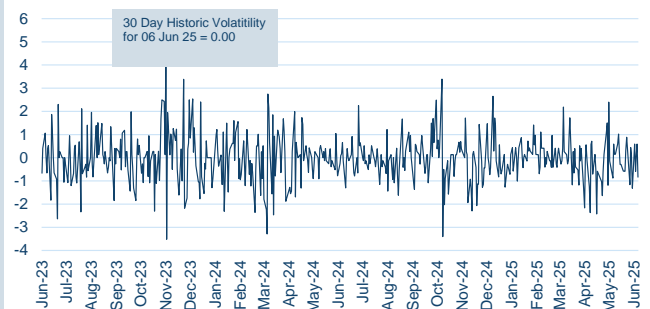
Exchange Open Interest by prompt, in mt



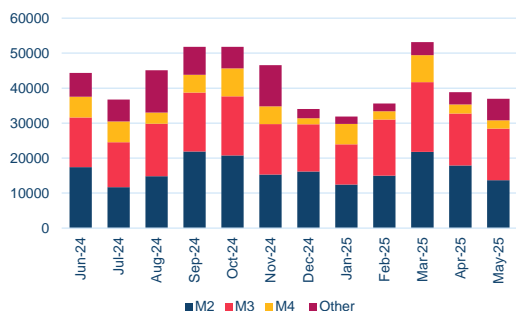
M2 Closing Price in US\$/mt and EOI in lots



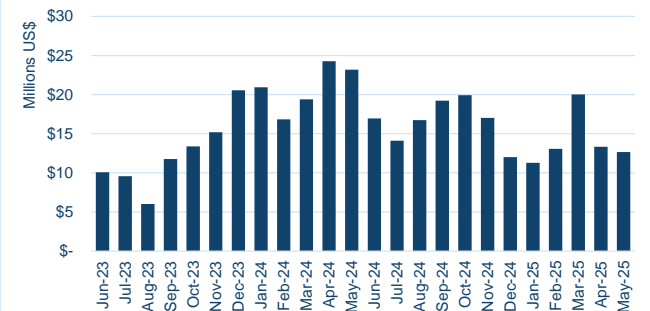
M2 daily changes in Closing Price, in %



Average Daily Volume (ADV), in mt



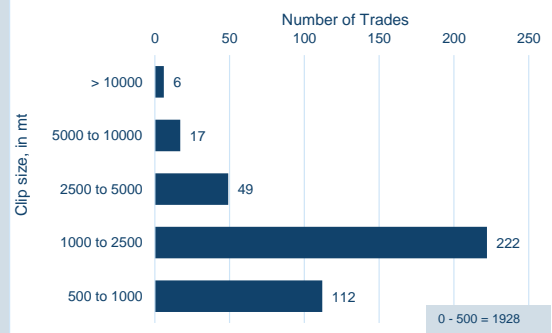
ADV Notional in US\$



Contract specifications

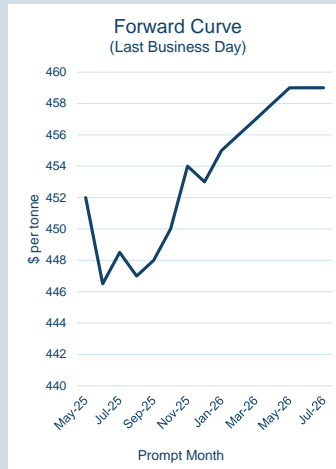
Contract Code	SCD
Underlying Index	Platts TSI HMS 1&2 (80:20) CFR Turkey
Initial Margin	\$320 per lot (as of Nov-24)
Bloomberg Ticker	JBOA Comdty
EIKON RIC	0#CSCSF:
TT Product Code	SCFCECS
CQG Product Code	SSC
Lot Size	10 metric tonnes
Price Quotation	US\$ / metric tonne
Contract Type	Cash settled futures
Contract Period	Monthly out to 15 months
Trading Venues	LMEselect and Inter-office telephone
Margining	Realised variation margins applied
Trading and Clearing Fees	US\$0.30 per lot (US\$0.03 per tonne)

Number of trades in the previous month by clip size



© The London Metal Exchange - An HKEX Company, 10 Finsbury Square, London EC2A 1AJ

The information contained within this presentation is for illustrative and educational purposes only and should not be relied upon in making any investment decision. The past performance of any commodity, derivative or other product referred to in the presentation cannot be relied upon as a guide to its future performance. Whilst every effort has been made to ensure the information is up-to-date and correct, the LME cannot guarantee that it is completely accurate and free from human error. The information is published "as is" without any warranty of any kind, express or implied, as to accuracy of the information and the LME shall not be liable for any losses or damage that may result from use of the presentation as a consequence of any inaccuracies in, or any omissions from, the information which it may contain. The information may not be reproduced, distributed or transmitted to any other person or incorporated in any way into another publication or other material.

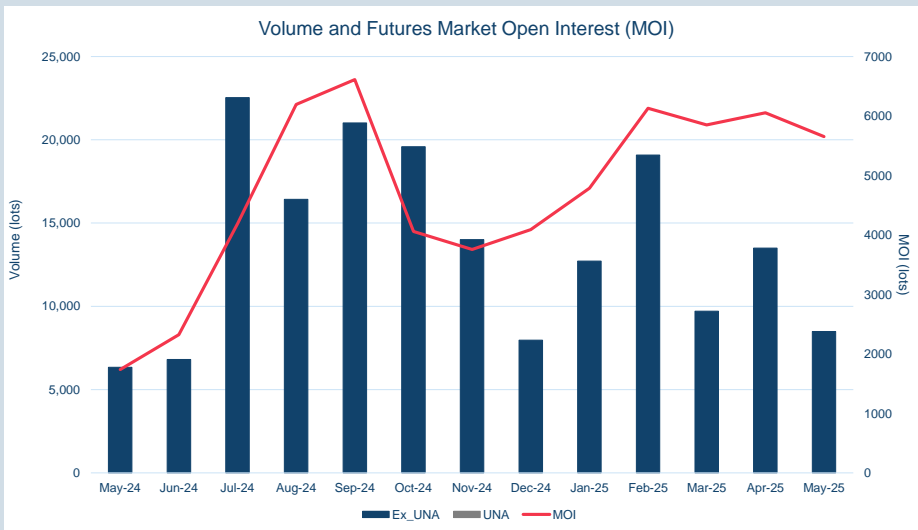


Front Month	
Average	\$455.33
Minimum	\$452.00
Maximum	\$466.00

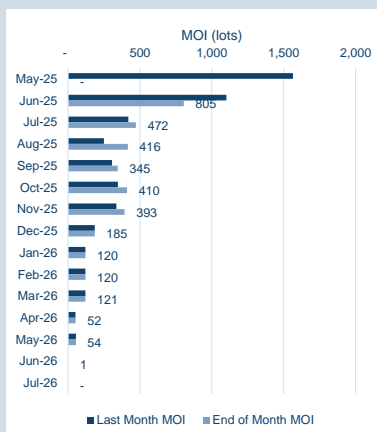
Volume (ex UNA) May-2025	
Lots	8,485

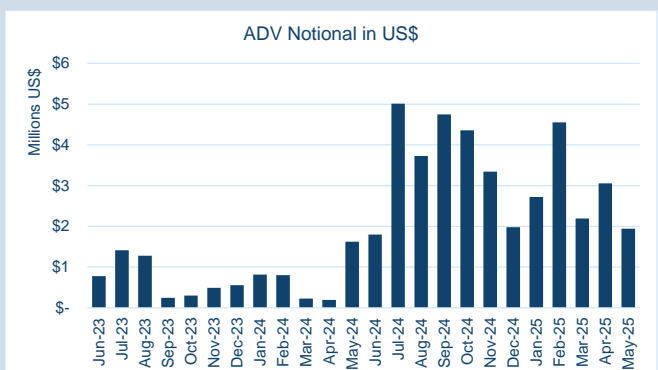
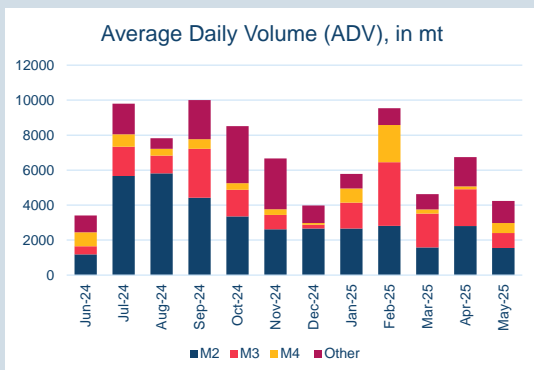
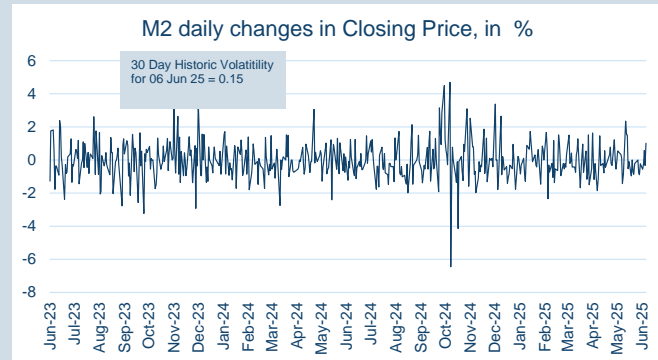
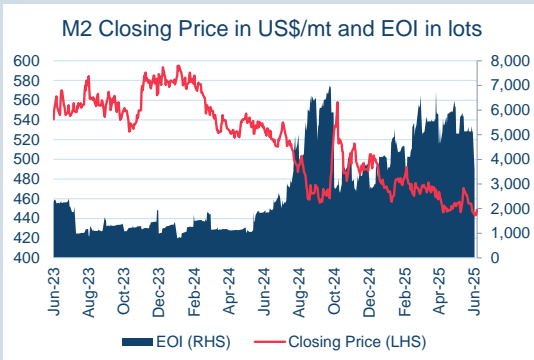
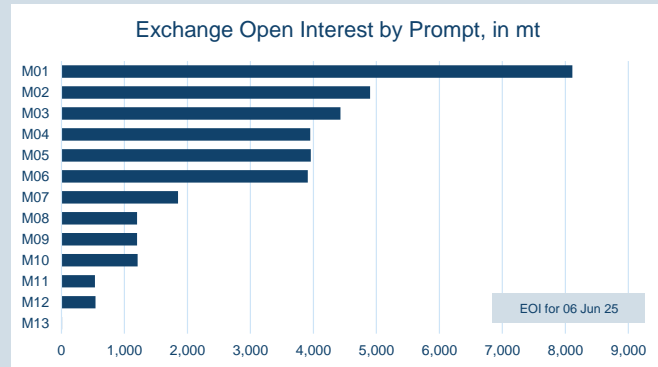
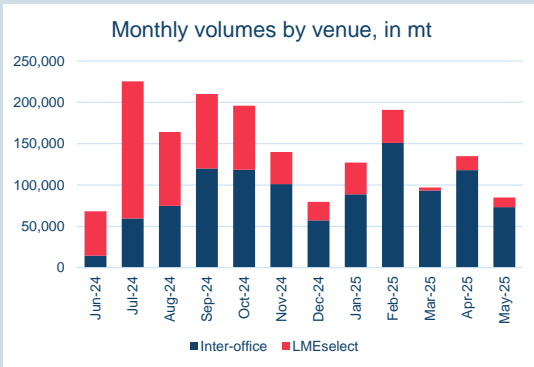
Volume (inc UNA) May-2025	
Lots	8,485
Tonnes	84,850

Volume Year To Date	
Lots	63,486
Tonnes	634,860

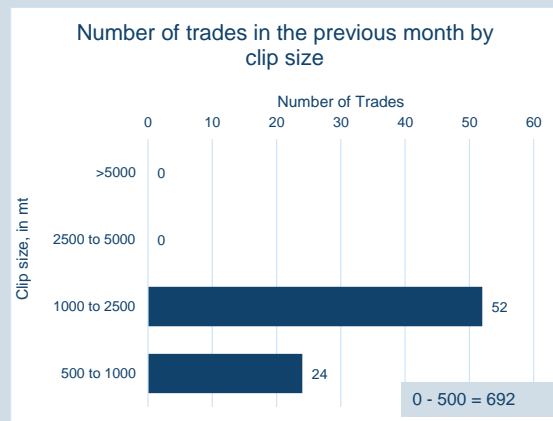


Prompt Month	End of Month - Daily Settlement	Volume (inc UNA)	End of Month - MOI
May-25	\$ 452.00	179	-
Jun-25	\$ 446.50	3,097	805
Jul-25	\$ 448.50	1,718	472
Aug-25	\$ 447.00	1,126	416
Sep-25	\$ 448.00	966	345
Oct-25	\$ 450.00	752	410
Nov-25	\$ 454.00	627	393
Dec-25	\$ 453.00	3	185
Jan-26	\$ 455.00	7	120
Feb-26	\$ 456.00	2	120
Mar-26	\$ 457.00	2	121
Apr-26	\$ 458.00	2	52
May-26	\$ 459.00	2	54
Jun-26	\$ 459.00	2	1
Jul-26	\$ 459.00	-	-



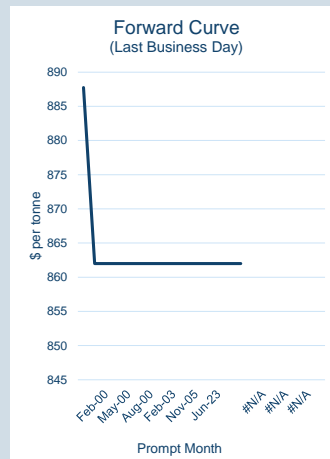


Contract specifications	
Contract Code	HCD
Underlying Index	Argus HRC FOB Tianjin China
Initial Margin	\$670 per lot (as of Nov-24)
Bloomberg Ticker	LCYA Comdty
EIKON RIC	0#CMHCF:
TT Product Code	HCFCECS
CQG Product Code	LHC
Lot Size	10 metric tonnes
Price Quotation	US\$ / metric tonne
Contract Type	Cash settled futures
Contract Period	Monthly out to 15 months
Trading Venues	LMEselect and Inter-office telephone
Margining	Realised variation margins applied
Trading and Clearing Fees	US\$0.30 per lot (US\$0.03 per tonne)



© The London Metal Exchange - An HKEX Company, 10 Finsbury Square, London EC2A 1AJ

The information contained within this presentation is for illustrative and educational purposes only and should not be relied upon in making any investment decision. The past performance of any commodity, derivative or other product referred to in the presentation cannot be relied upon as a guide to its future performance. Whilst every effort has been made to ensure the information is up-to-date and correct, the LME cannot guarantee that it is completely accurate and free from human error. The information is published "as is" without any warranty of any kind, express or implied, as to accuracy of the information and the LME shall not be liable for any losses or damage that may result from use of the presentation as a consequence of any inaccuracies in, or any omissions from, the information which it may contain. The information may not be reproduced, distributed or transmitted to any other person or incorporated in any way into another publication or other material.

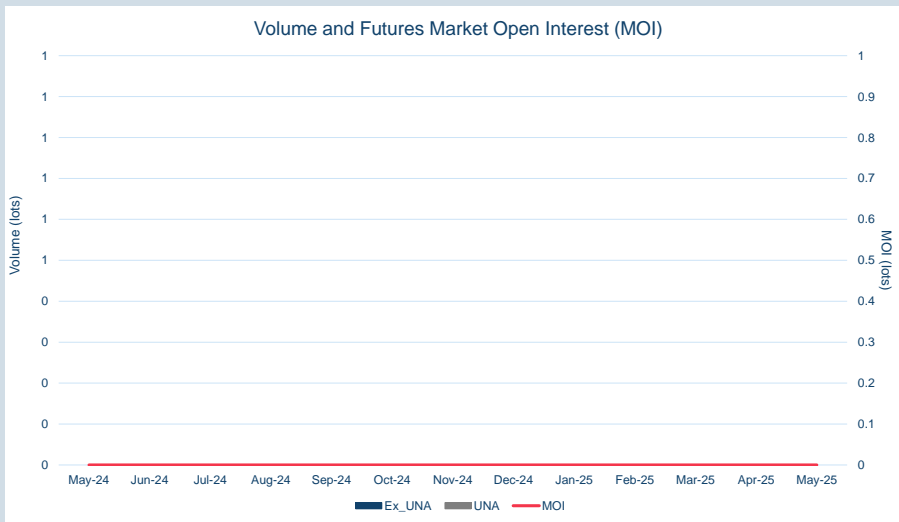


Front Month	
Average	\$898.13
Minimum	\$887.38
Maximum	\$925.00

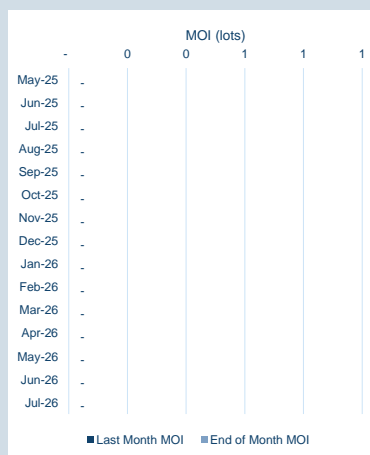
Volume (ex UNA) May-2025	
Lots	-

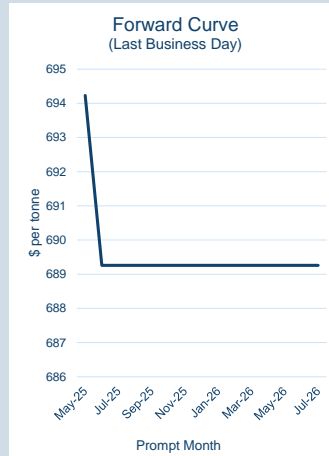
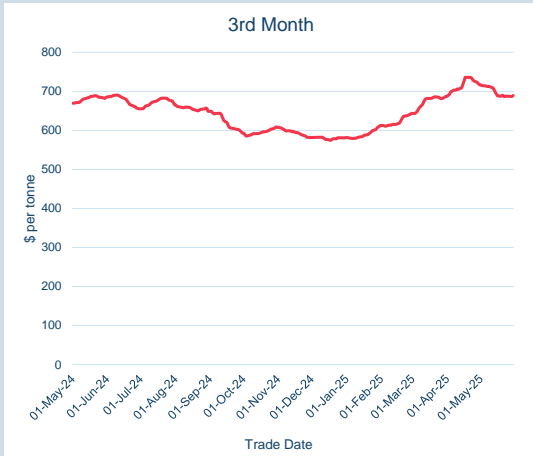
Volume (inc UNA) May-2025	
Lots	-
Tonnes	-

Volume Year To Date	
Lots	-
Tonnes	-



Prompt Month	End of Month - Daily Settlement	Volume (inc UNA)	End of Month - MOI
Jan-00	\$	887.75	-
Jan-00	\$	862.00	-
Feb-00	\$	862.00	-
Feb-00	\$	862.00	-
May-00	\$	862.00	-
May-00	\$	862.00	-
Aug-00	\$	862.00	-
Mar-02	\$	862.00	-
Feb-03	\$	862.00	-
Aug-05	\$	862.00	-
Nov-05	\$	862.00	-
Dec-07	\$	862.00	-
Jun-23	\$	862.00	-
Sep-09	\$	862.00	-
Jan-00	\$	862.00	-



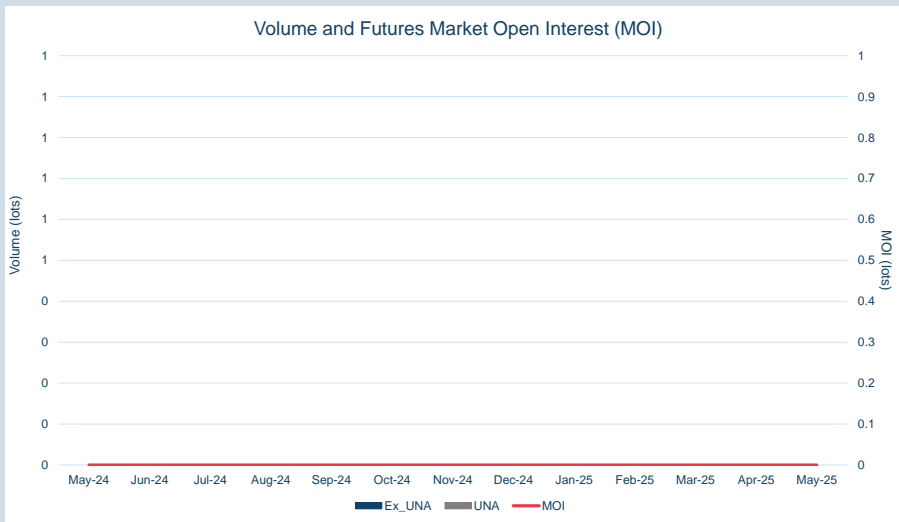


Front Month	
Average	\$699.66
Minimum	\$689.06
Maximum	\$716.37

Volume (ex UNA) May-2025	
Lots	-

Volume (inc UNA) May-2025	
Lots	-
Tonnes	-

Volume Year To Date	
Lots	-
Tonnes	-



Prompt Month	End of Month - Daily Settlement	Volume (inc UNA)	End of Month - MOI
May-25	\$ 694.23	-	-
Jun-25	\$ 689.26	-	-
Jul-25	\$ 689.26	-	-
Aug-25	\$ 689.26	-	-
Sep-25	\$ 689.26	-	-
Oct-25	\$ 689.26	-	-
Nov-25	\$ 689.26	-	-
Dec-25	\$ 689.26	-	-
Jan-26	\$ 689.26	-	-
Feb-26	\$ 689.26	-	-
Mar-26	\$ 689.26	-	-
Apr-26	\$ 689.26	-	-
May-26	\$ 689.26	-	-
Jun-26	\$ 689.26	-	-
Jul-26	\$ 689.26	-	-

