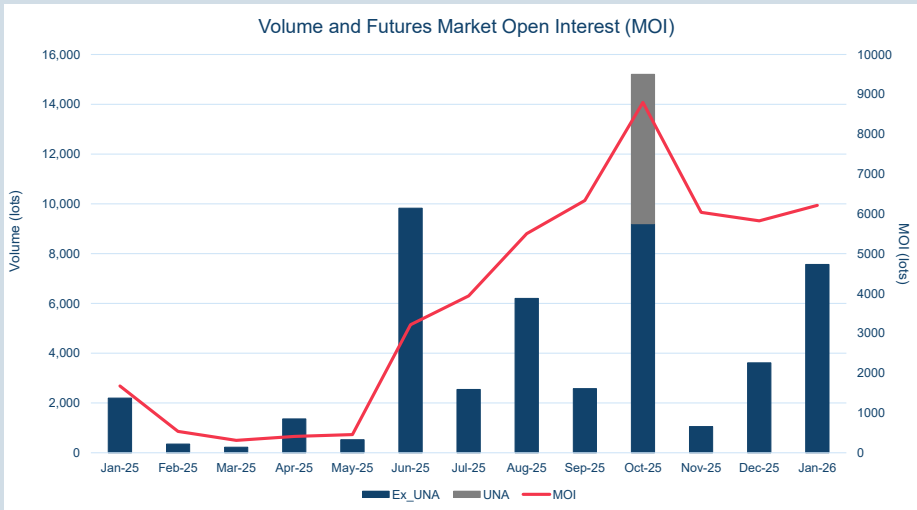


Front Month	
Average	\$562.90
Minimum	\$559.33
Maximum	\$570.00

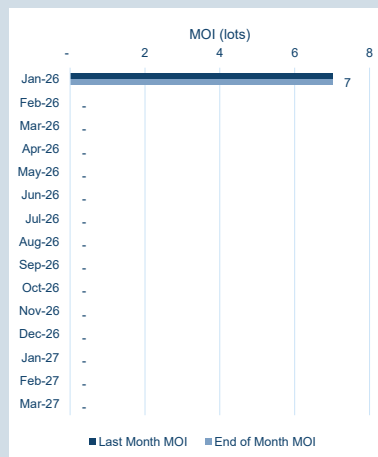
Volume (ex UNA) Jan-2026	
Lots	7,567

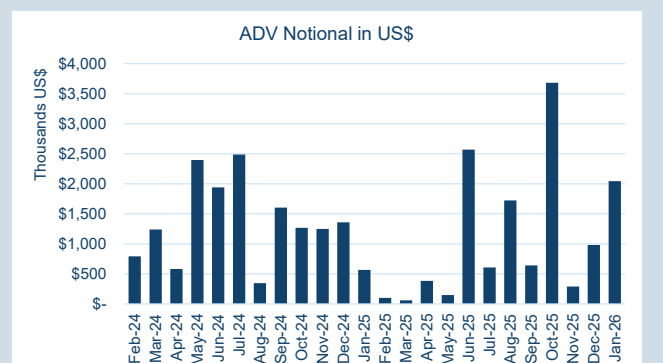
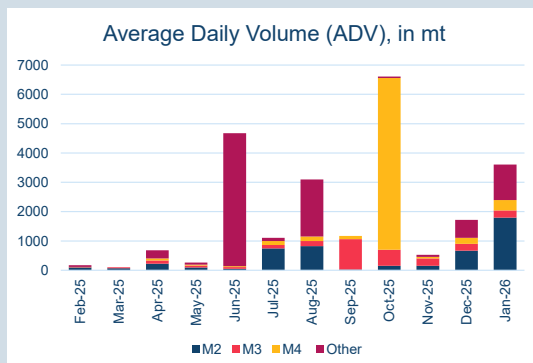
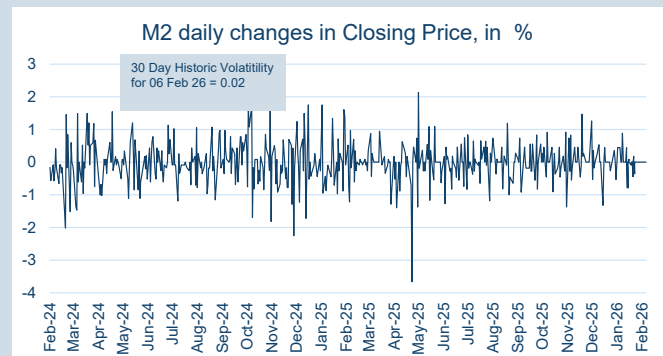
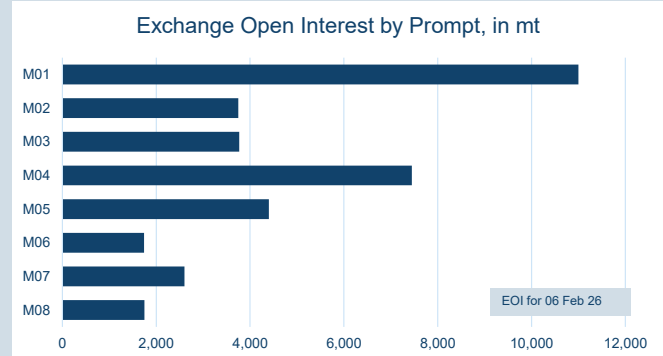
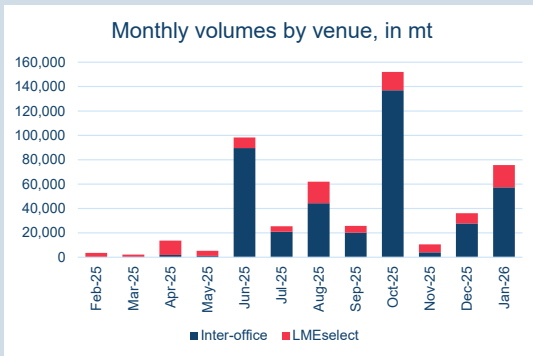
Volume (inc UNA) Jan-2026	
Lots	7,567
Tonnes	75,670

Volume Year To Date	
Lots	7,567
Tonnes	75,670

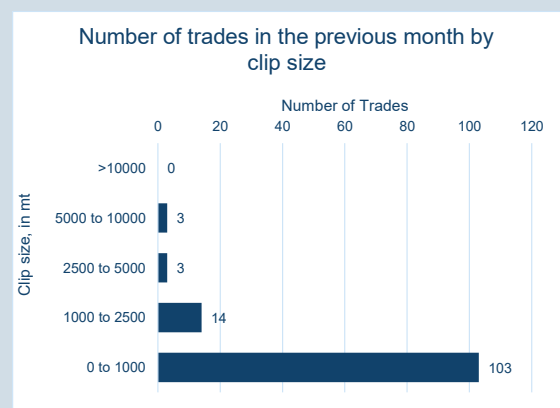


Prompt Month	End of Month - Daily Settlement	Volume (inc UNA)	End of Month - MOI
Jan-26	\$ 559.33	260	7
Feb-26	\$ 560.00	3,770	-
Mar-26	\$ 560.00	520	-
Apr-26	\$ 560.00	740	-
May-26	\$ 565.00	257	-
Jun-26	\$ 570.00	1,120	-
Jul-26	\$ 582.50	300	-
Aug-26	\$ 587.50	300	-
Sep-26	\$ 587.50	300	-
Oct-26	\$ 587.50	-	-
Nov-26	\$ 587.50	-	-
Dec-26	\$ 587.50	-	-
Jan-27	\$ 587.50	-	-
Feb-27	\$ 587.50	-	-
Mar-27	\$ 587.50	-	-



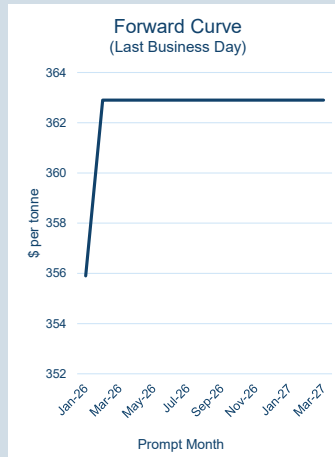


Contract specifications	
Contract Code	SRD
Underlying Index	Platts Steel Rebar FOB Turkey
Initial Margin	\$420 per lot (as of Oct-25)
Bloomberg Ticker	JBPA Comdty
EIKON RIC	0#CSRRF:
TT Product Code	SRFCECS
CQG Product Code	SSR
Lot Size	10 metric tonnes
Price Quotation	US\$ / metric tonne
Contract Type	Cash settled futures
Contract Period	Monthly out to 15 months
Trading Venues	LMEselect and Inter-office telephone
Margining	Realised variation margins applied
Trading and Clearing Fees	US\$0.42 per lot (US\$0.042 per tonne)



© The London Metal Exchange - An HKEX Company. 10 Finsbury Square, London EC2A 1AJ

The information contained within this presentation is for illustrative and educational purposes only and should not be relied upon in making any investment decision. The past performance of any commodity, derivative or other product referred to in the presentation cannot be relied upon as a guide to its future performance. Whilst every effort has been made to ensure the information is up-to-date and correct, the LME cannot guarantee that it is completely accurate and free from human error. The information is published "as is" without any warranty of any kind, express or implied, as to accuracy of the information and the LME shall not be liable for any losses or damage that may result from use of the presentation as a consequence of any inaccuracies in, or any omissions from, the information which it may contain. The information may not be reproduced, distributed or transmitted to any other person or incorporated in any way into another publication or other material.

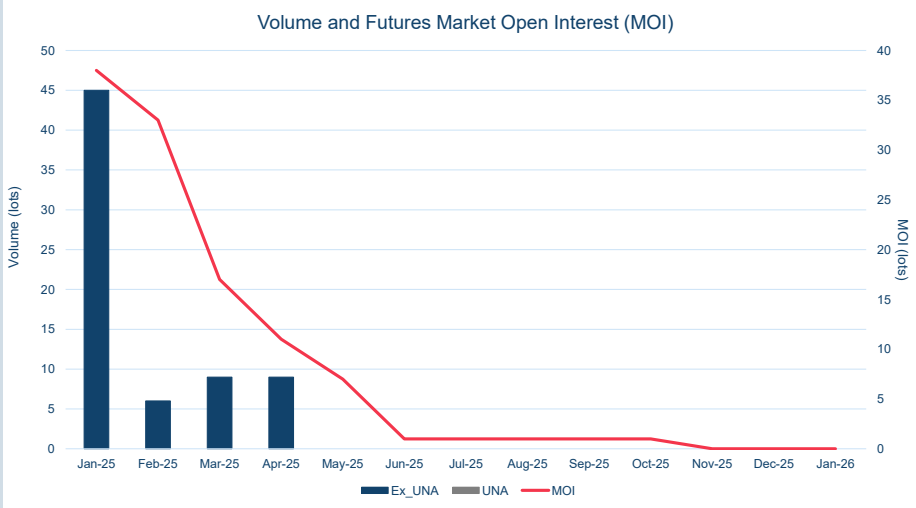


Front Month	
Average	\$352.75
Minimum	\$344.70
Maximum	\$356.00

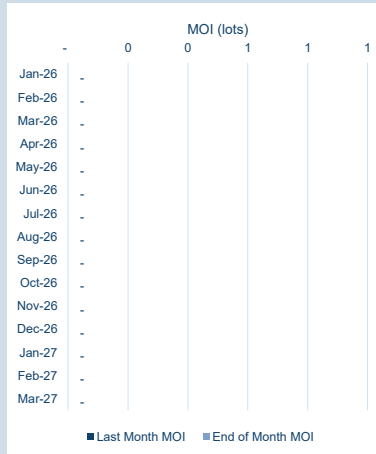
Volume (ex UNA) Jan-2026	
Lots	-

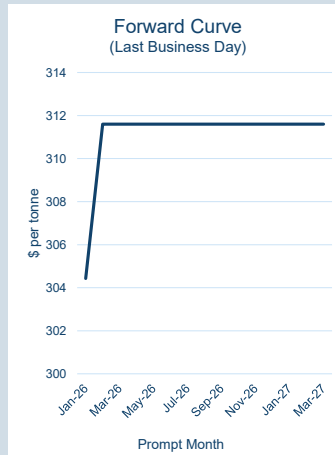
Volume (inc UNA) Jan-2026	
Lots	-
Tonnes	-

Volume Year To Date	
Lots	-
Tonnes	-



Prompt Month	End of Month - Daily Settlement	Volume (inc UNA)	End of Month - MOI
Jan-26	\$ 355.90	-	-
Feb-26	\$ 362.90	-	-
Mar-26	\$ 362.90	-	-
Apr-26	\$ 362.90	-	-
May-26	\$ 362.90	-	-
Jun-26	\$ 362.90	-	-
Jul-26	\$ 362.90	-	-
Aug-26	\$ 362.90	-	-
Sep-26	\$ 362.90	-	-
Oct-26	\$ 362.90	-	-
Nov-26	\$ 362.90	-	-
Dec-26	\$ 362.90	-	-
Jan-27	\$ 362.90	-	-
Feb-27	\$ 362.90	-	-
Mar-27	\$ 362.90	-	-



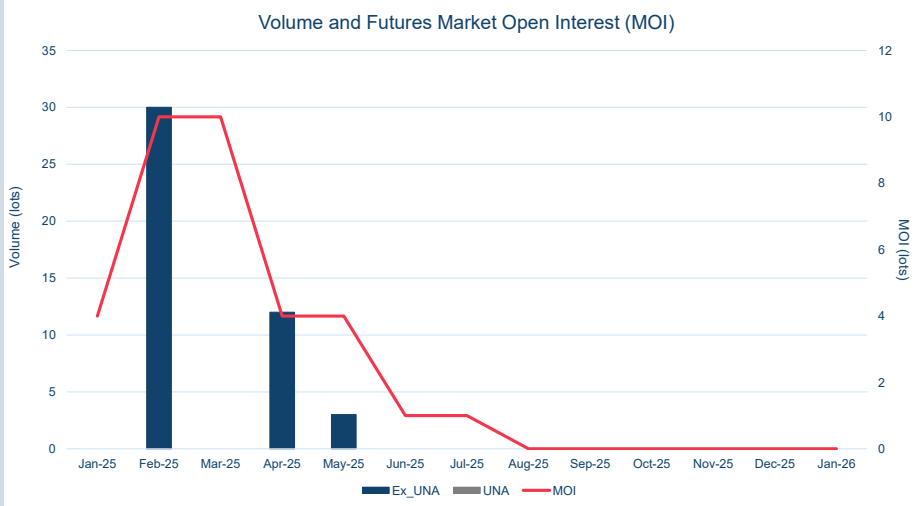


Front Month	
Average	\$301.38
Minimum	\$297.00
Maximum	\$304.43

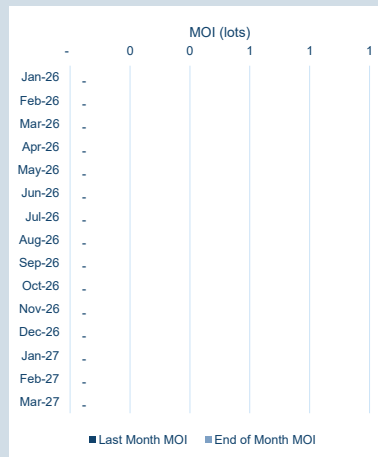
Volume (ex UNA) Jan-2026	
Lots	-

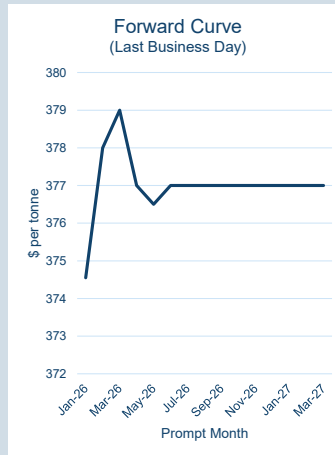
Volume (inc UNA) Jan-2026	
Lots	-
Tonnes	-

Volume Year To Date	
Lots	-
Tonnes	-



Prompt Month	End of Month - Daily Settlement	Volume (inc UNA)	End of Month - MOI
Jan-26	\$ 304.43	-	-
Feb-26	\$ 311.60	-	-
Mar-26	\$ 311.60	-	-
Apr-26	\$ 311.60	-	-
May-26	\$ 311.60	-	-
Jun-26	\$ 311.60	-	-
Jul-26	\$ 311.60	-	-
Aug-26	\$ 311.60	-	-
Sep-26	\$ 311.60	-	-
Oct-26	\$ 311.60	-	-
Nov-26	\$ 311.60	-	-
Dec-26	\$ 311.60	-	-
Jan-27	\$ 311.60	-	-
Feb-27	\$ 311.60	-	-
Mar-27	\$ 311.60	-	-



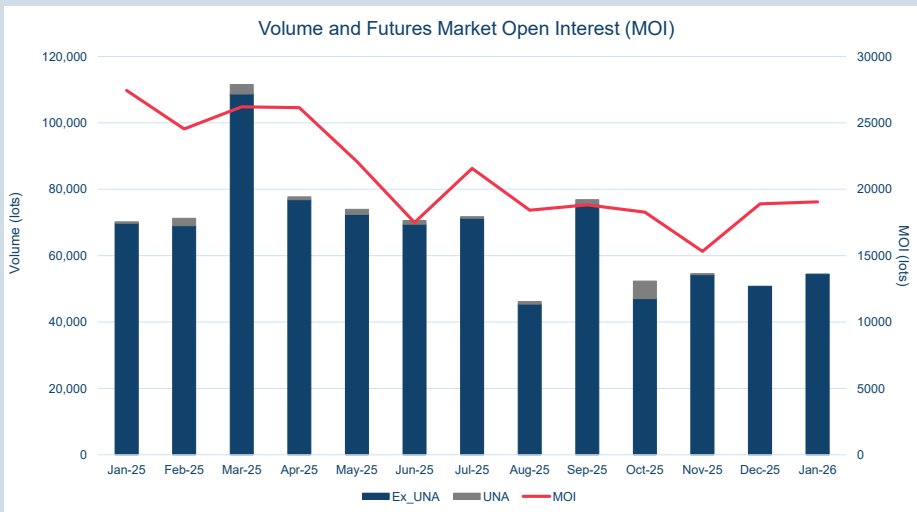


Front Month	
Average	\$374.41
Minimum	\$364.50
Maximum	\$377.50

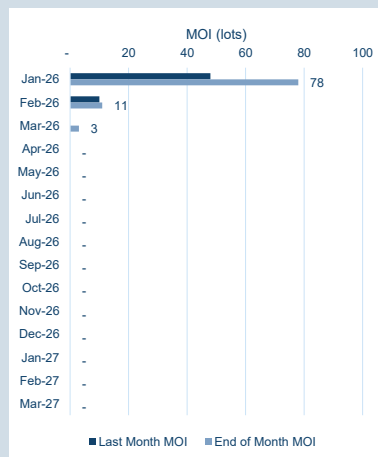
Volume (ex UNA) Jan-2026	
Lots	54,432

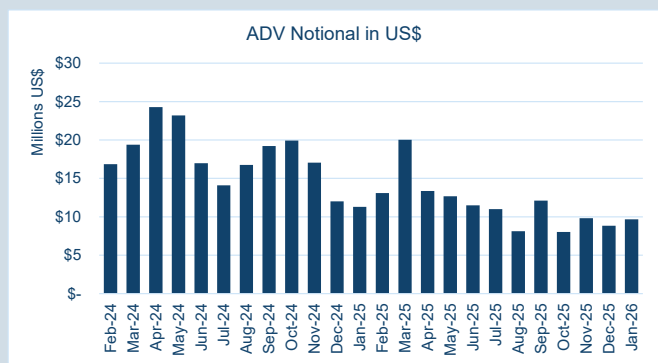
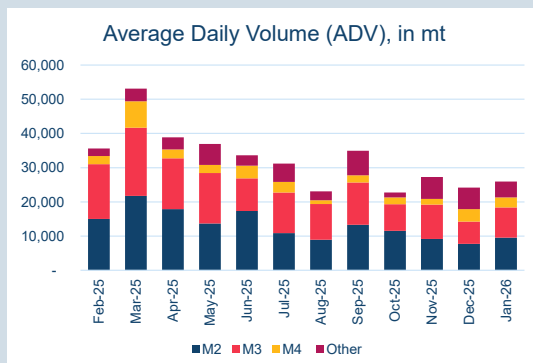
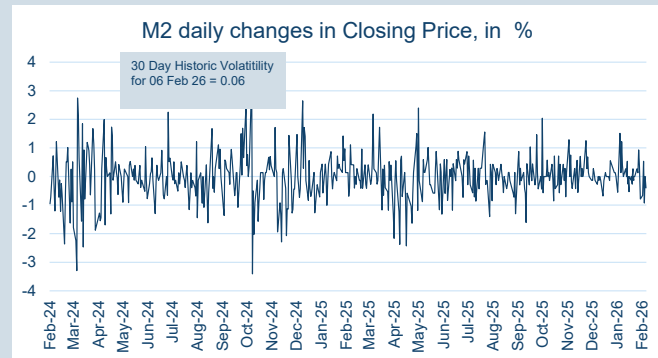
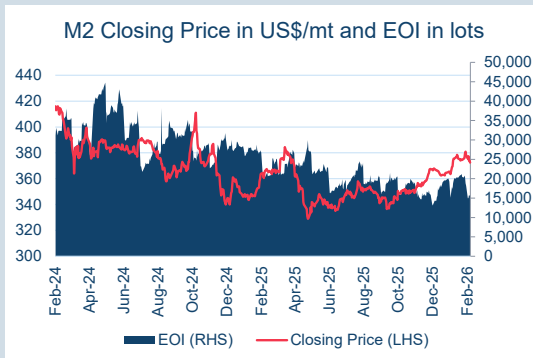
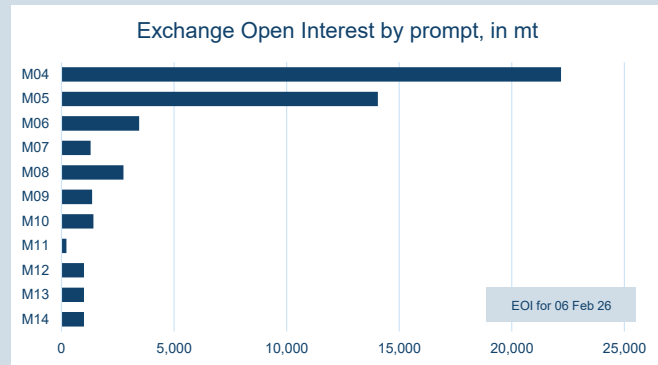
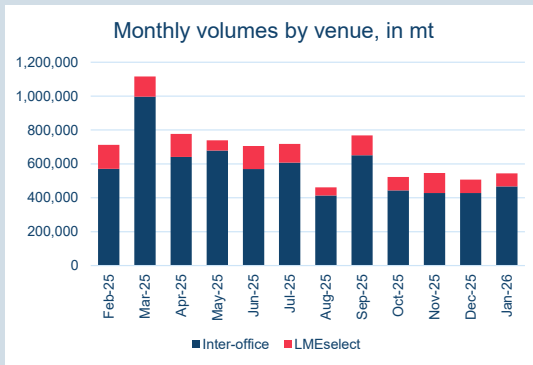
Volume (inc UNA) Jan-2026	
Lots	54,432
Tonnes	544,320

Volume Year To Date	
Lots	54,432
Tonnes	544,320

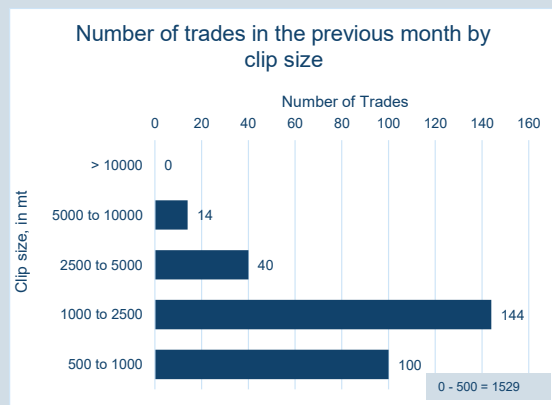


Prompt Month	End of Month - Daily Settlement	Volume (inc UNA)	End of Month - MOI
Jan-26	\$ 374.55	3,285	78
Feb-26	\$ 378.00	19,991	11
Mar-26	\$ 379.00	18,616	3
Apr-26	\$ 377.00	6,162	-
May-26	\$ 376.50	2,935	-
Jun-26	\$ 377.00	2,700	-
Jul-26	\$ 377.00	185	-
Aug-26	\$ 377.00	57	-
Sep-26	\$ 377.00	58	-
Oct-26	\$ 377.00	159	-
Nov-26	\$ 377.00	175	-
Dec-26	\$ 377.00	109	-
Jan-27	\$ 377.00	-	-
Feb-27	\$ 377.00	-	-
Mar-27	\$ 377.00	-	-



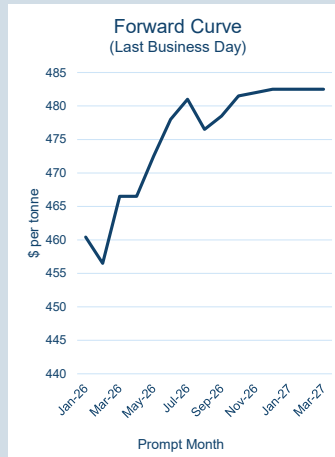


Contract specifications	
Contract Code	SCD
Underlying Index	Platts TSI HMS 1&2 (80:20) CFR Turkey
Initial Margin	\$320 per lot (as of Oct-25)
Bloomberg Ticker	JBOA Comdty
EIKON RIC	0#CSSCF:
TT Product Code	SCFCECS
CQG Product Code	SSC
Lot Size	10 metric tonnes
Price Quotation	US\$ / metric tonne
Contract Type	Cash settled futures
Contract Period	Monthly out to 15 months
Trading Venues	LMEselect and Inter-office telephone
Margining	Realised variation margins applied
Trading and Clearing Fees	US\$0.42 per lot (US\$0.042 per tonne)



© The London Metal Exchange - An HKEX Company. 10 Finsbury Square, London EC2A 1AJ

The information contained within this presentation is for illustrative and educational purposes only and should not be relied upon in making any investment decision. The past performance of any commodity, derivative or other product referred to in the presentation cannot be relied upon as a guide to its future performance. Whilst every effort has been made to ensure the information is up-to-date and correct, the LME cannot guarantee that it is completely accurate and free from human error. The information is published "as is" without any warranty of any kind, express or implied, as to accuracy of the information and the LME shall not be liable for any losses or damage that may result from use of the presentation as a consequence of any inaccuracies in, or any omissions from, the information which it may contain. The information may not be reproduced, distributed or transmitted to any other person or incorporated in any way into another publication or other material.

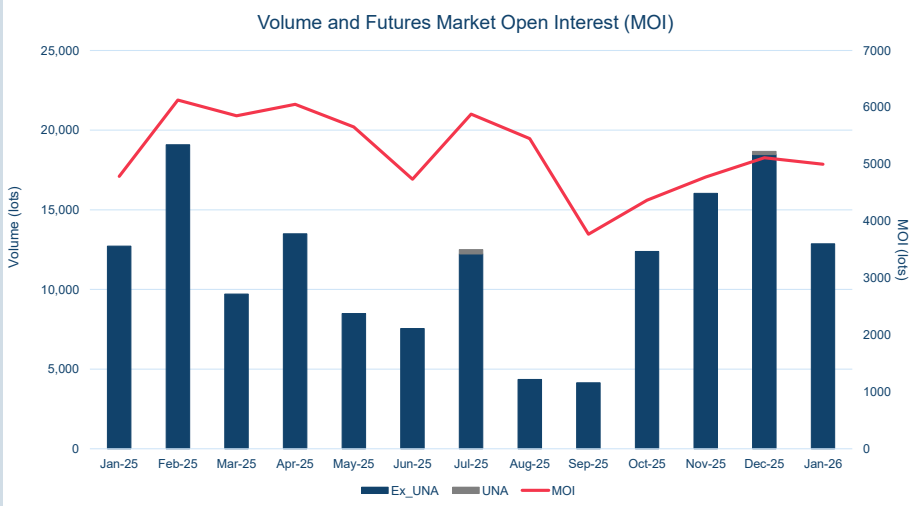


Front Month	
Average	\$459.43
Minimum	\$453.00
Maximum	\$462.00

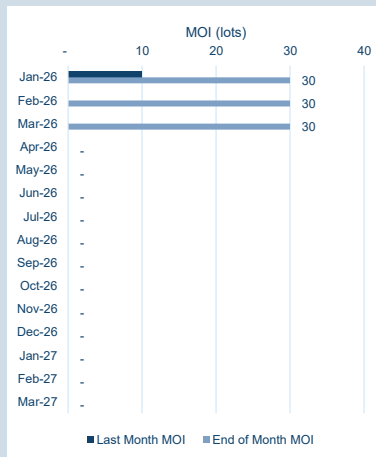
Volume (ex UNA) Jan-2026	
Lots	12,866

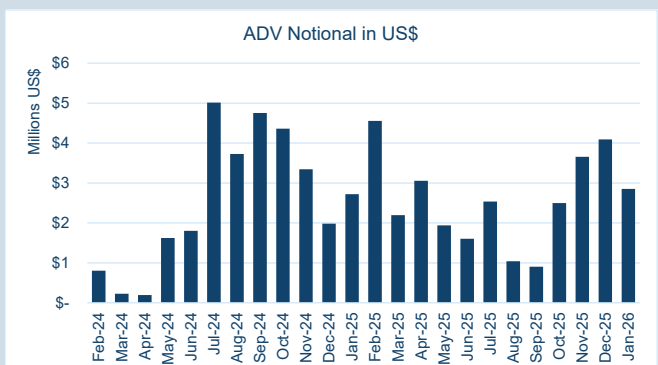
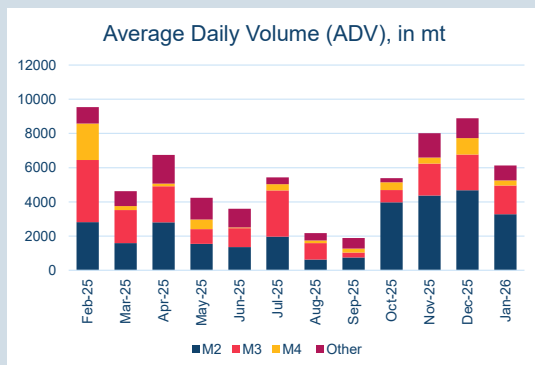
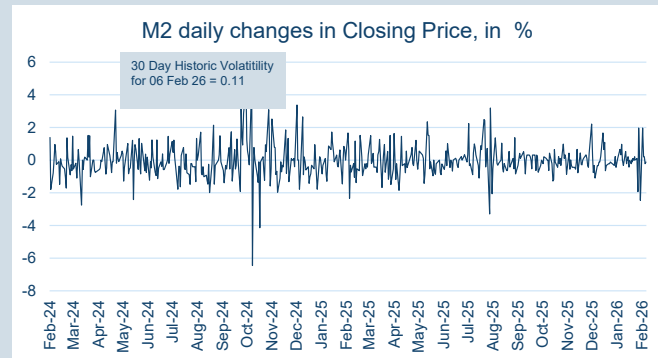
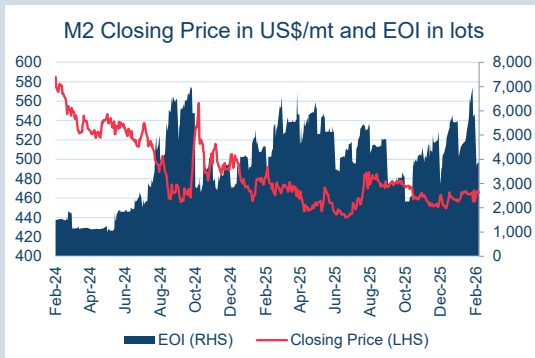
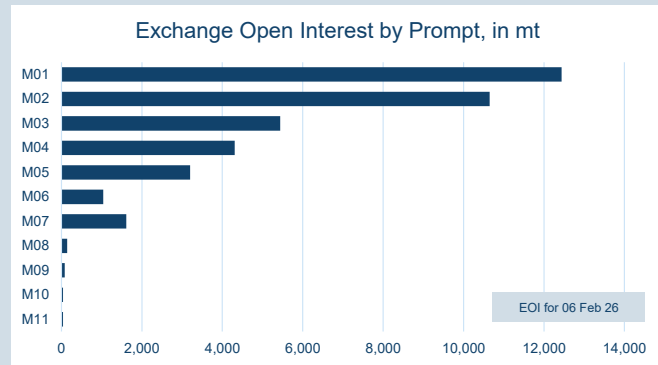
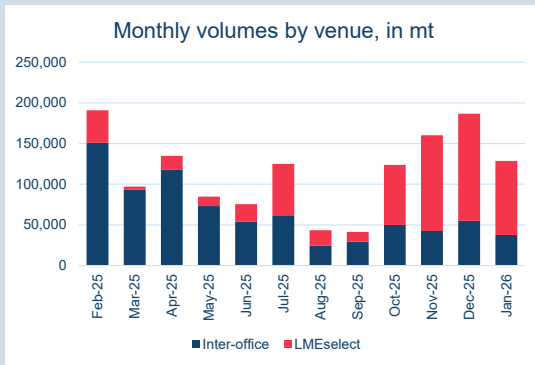
Volume (inc UNA) Jan-2026	
Lots	12,866
Tonnes	128,660

Volume Year To Date	
Lots	12,866
Tonnes	128,660

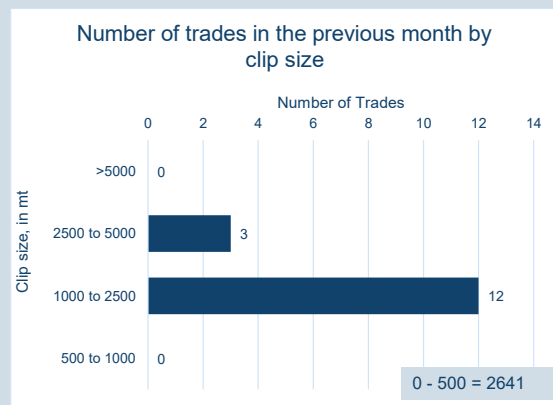


Prompt Month	End of Month - Daily Settlement	Volume (inc UNA)	End of Month - MOI
Jan-26	\$ 460.43	663	30
Feb-26	\$ 456.50	6,893	30
Mar-26	\$ 466.50	3,515	30
Apr-26	\$ 466.50	636	-
May-26	\$ 472.50	542	-
Jun-26	\$ 478.00	455	-
Jul-26	\$ 481.00	44	-
Aug-26	\$ 476.50	20	-
Sep-26	\$ 478.50	20	-
Oct-26	\$ 481.50	26	-
Nov-26	\$ 482.00	20	-
Dec-26	\$ 482.50	32	-
Jan-27	\$ 482.50	-	-
Feb-27	\$ 482.50	-	-
Mar-27	\$ 482.50	-	-



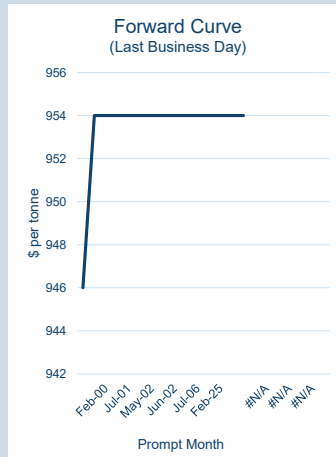
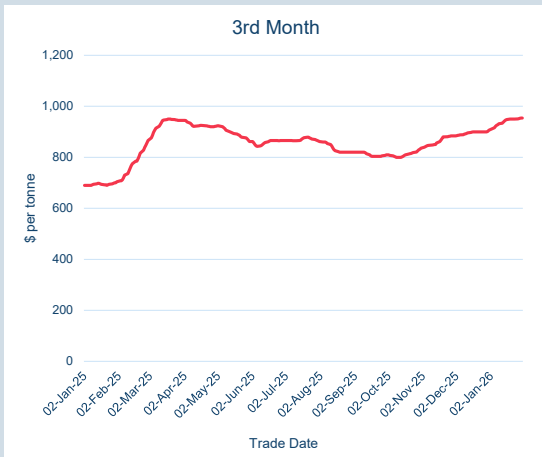


Contract specifications	
Contract Code	HCD
Underlying Index	Argus HRC FOB Tianjin China
Initial Margin	\$670 per lot (as of Oct-25)
Bloomberg Ticker	LCYA Comdty
EIKON RIC	0#CMHCF:
TT Product Code	HCFCECS
CQG Product Code	LHC
Lot Size	10 metric tonnes
Price Quotation	US\$ / metric tonne
Contract Type	Cash settled futures
Contract Period	Monthly out to 15 months
Trading Venues	LMEselect and Inter-office telephone
Margining	Realised variation margins applied
Trading and Clearing Fees	US\$0.42 per lot (US\$0.042 per tonne)



© The London Metal Exchange - An HKEX Company. 10 Finsbury Square, London EC2A 1AJ

The information contained within this presentation is for illustrative and educational purposes only and should not be relied upon in making any investment decision. The past performance of any commodity, derivative or other product referred to in the presentation cannot be relied upon as a guide to its future performance. Whilst every effort has been made to ensure the information is up-to-date and correct, the LME cannot guarantee that it is completely accurate and free from human error. The information is published "as is" without any warranty of any kind, express or implied, as to accuracy of the information and the LME shall not be liable for any losses or damage that may result from use of the presentation as a consequence of any inaccuracies in, or any omissions from, the information which it may contain. The information may not be reproduced, distributed or transmitted to any other person or incorporated in any way into another publication or other material.

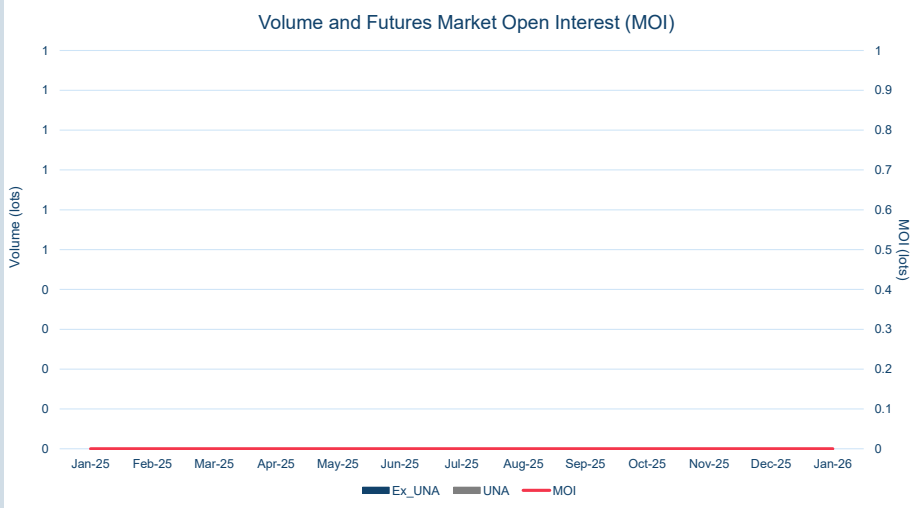


Front Month	
Average	\$940.22
Minimum	\$910.00
Maximum	\$946.50

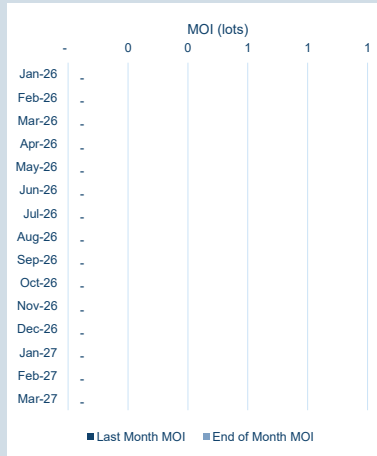
Volume (ex UNA) Jan-2026	
Lots	-

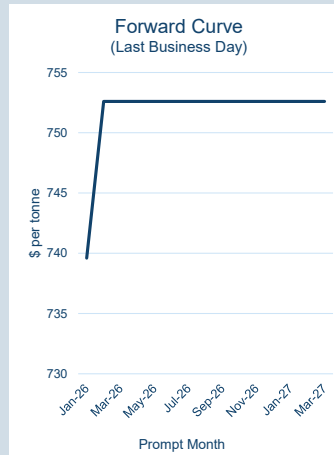
Volume (inc UNA) Jan-2026	
Lots	-
Tonnes	-

Volume Year To Date	
Lots	-
Tonnes	-



Prompt Month	End of Month - Daily Settlement	Volume (inc UNA)	End of Month - MOI
Jan-00	\$ 946.00	-	-
Feb-00	\$ 954.00	-	-
Feb-00	\$ 954.00	-	-
Apr-00	\$ 954.00	-	-
Jul-01	\$ 954.00	-	-
Jan-02	\$ 954.00	-	-
May-02	\$ 954.00	-	-
Apr-02	\$ 954.00	-	-
Jun-02	\$ 954.00	-	-
Nov-03	\$ 954.00	-	-
Jul-06	\$ 954.00	-	-
Mar-14	\$ 954.00	-	-
Feb-25	\$ 954.00	-	-
May-18	\$ 954.00	-	-
Jan-00	\$ 954.00	-	-



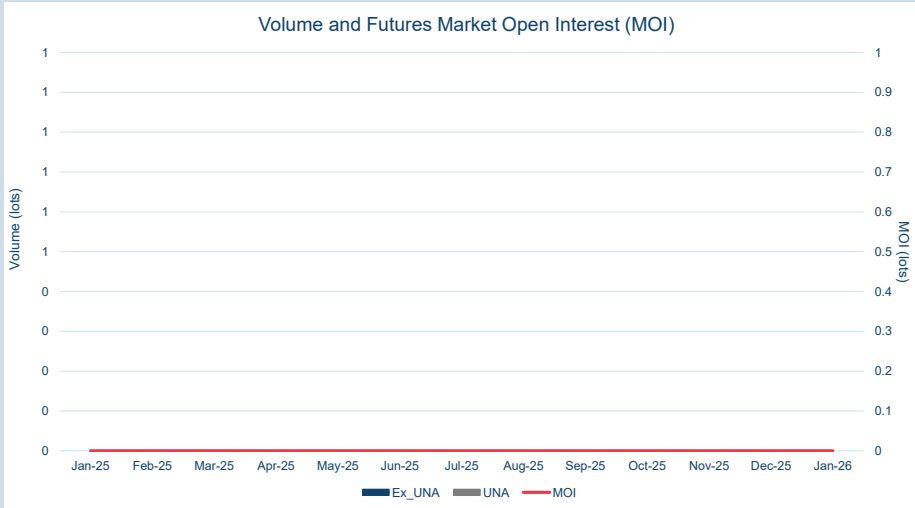


Front Month	
Average	\$735.96
Minimum	\$731.91
Maximum	\$740.11

Volume (ex UNA) Jan-2026	
Lots	-

Volume (inc UNA) Jan-2026	
Lots	-
Tonnes	-

Volume Year To Date	
Lots	-
Tonnes	-



Prompt Month	End of Month - Daily Settlement	Volume (inc UNA)	End of Month - MOI
Jan-26	\$ 739.60	-	-
Feb-26	\$ 752.60	-	-
Mar-26	\$ 752.60	-	-
Apr-26	\$ 752.60	-	-
May-26	\$ 752.60	-	-
Jun-26	\$ 752.60	-	-
Jul-26	\$ 752.60	-	-
Aug-26	\$ 752.60	-	-
Sep-26	\$ 752.60	-	-
Oct-26	\$ 752.60	-	-
Nov-26	\$ 752.60	-	-
Dec-26	\$ 752.60	-	-
Jan-27	\$ 752.60	-	-
Feb-27	\$ 752.60	-	-
Mar-27	\$ 752.60	-	-

