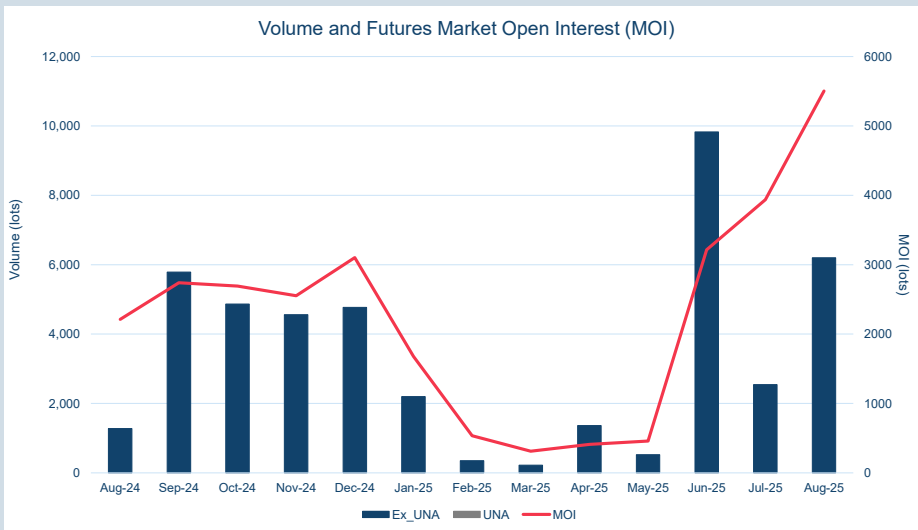


Front Month	
Average	\$542.25
Minimum	\$540.00
Maximum	\$546.50

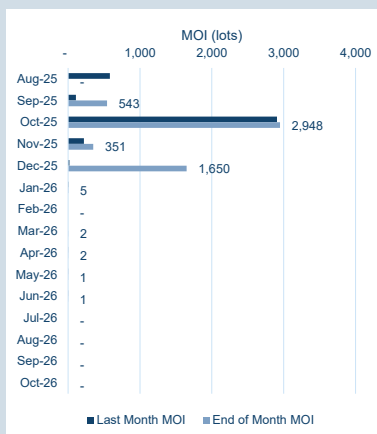
Volume (ex UNA) Aug-2025	
Lots	6,199

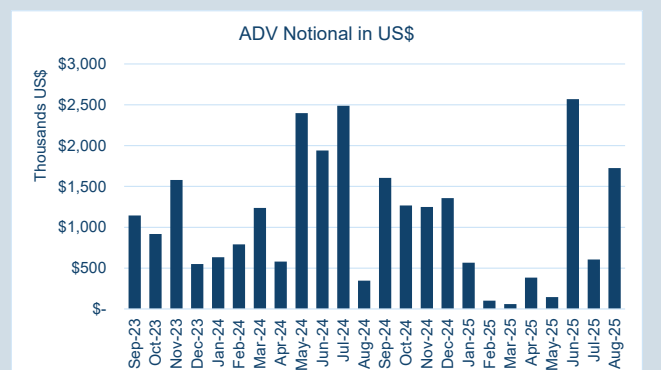
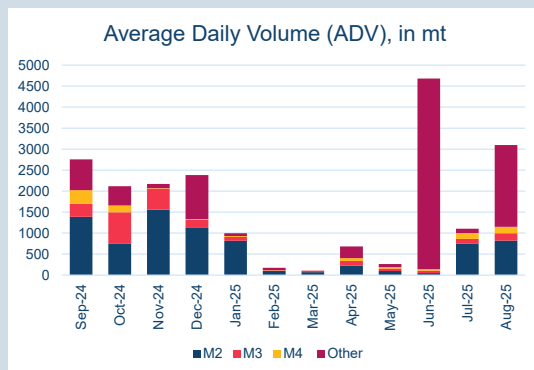
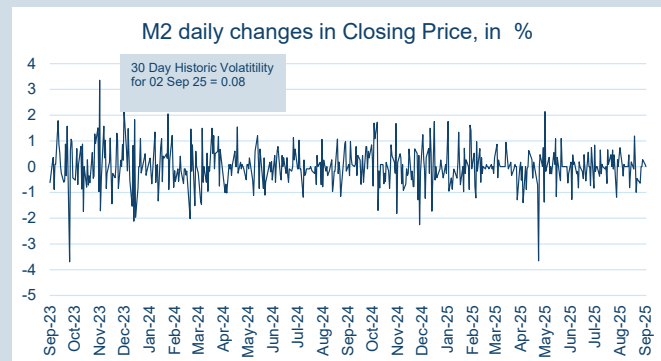
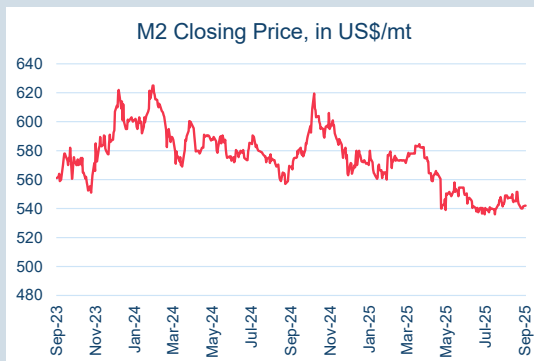
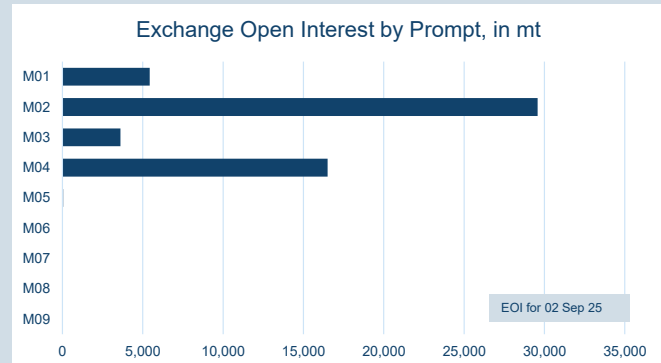
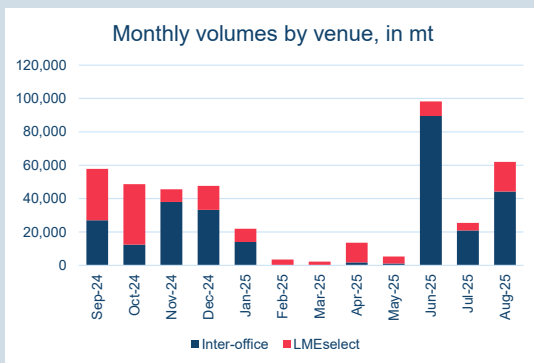
Volume (inc UNA) Aug-2025	
Lots	6,199
Tonnes	61,990

Volume Year To Date	
Lots	23,222
Tonnes	232,220

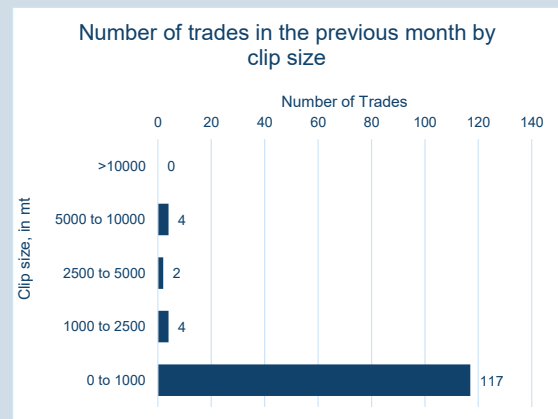


Prompt Month	End of Month - Daily Settlement	Volume (inc UNA)	End of Month - MOI
Aug-25	\$ 540.48	10	-
Sep-25	\$ 541.50	1,645	543
Oct-25	\$ 545.00	350	2,948
Nov-25	\$ 550.00	305	351
Dec-25	\$ 561.50	3,885	1,650
Jan-26	\$ 561.50	-	5
Feb-26	\$ 561.50	-	-
Mar-26	\$ 572.00	4	2
Apr-26	\$ 572.00	-	2
May-26	\$ 563.50	-	1
Jun-26	\$ 563.50	-	1
Jul-26	\$ 563.50	-	-
Aug-26	\$ 563.50	-	-
Sep-26	\$ 563.50	-	-
Oct-26	\$ 563.50	-	-



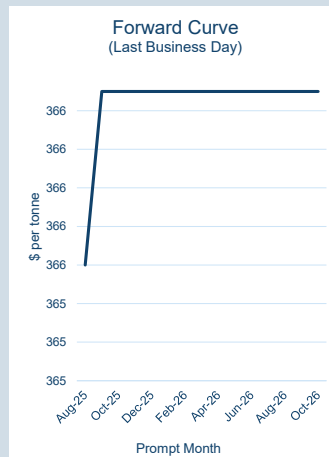
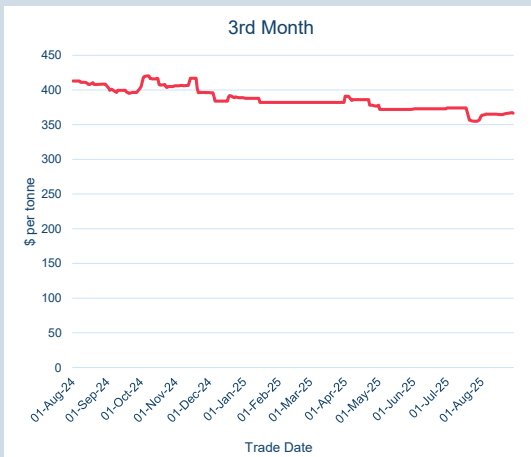


Contract specifications	
Contract Code	SRD
Underlying Index	Platts Steel Rebar FOB Turkey
Initial Margin	\$420 per lot (as of Jun-25)
Bloomberg Ticker	JBPA Comdty
EIKON RIC	0#CSRRF:
TT Product Code	SRFCECS
CQG Product Code	SSR
Lot Size	10 metric tonnes
Price Quotation	US\$ / metric tonne
Contract Type	Cash settled futures
Contract Period	Monthly out to 15 months
Trading Venues	LMEselect and Inter-office telephone
Margining	Realised variation margins applied
Trading and Clearing Fees	US\$0.30 per lot (US\$0.03 per tonne)



© The London Metal Exchange - An HKEX Company, 10 Finsbury Square, London EC2A 1AJ

The information contained within this presentation is for illustrative and educational purposes only and should not be relied upon in making any investment decision. The past performance of any commodity, derivative or other product referred to in the presentation cannot be relied upon as a guide to its future performance. Whilst every effort has been made to ensure the information is up-to-date and correct, the LME cannot guarantee that it is completely accurate and free from human error. The information is published "as is" without any warranty of any kind, express or implied, as to accuracy of the information and the LME shall not be liable for any losses or damage that may result from use of the presentation as a consequence of any inaccuracies in, or any omissions from, the information which it may contain. The information may not be reproduced, distributed or transmitted to any other person or incorporated in any way into another publication or other material.

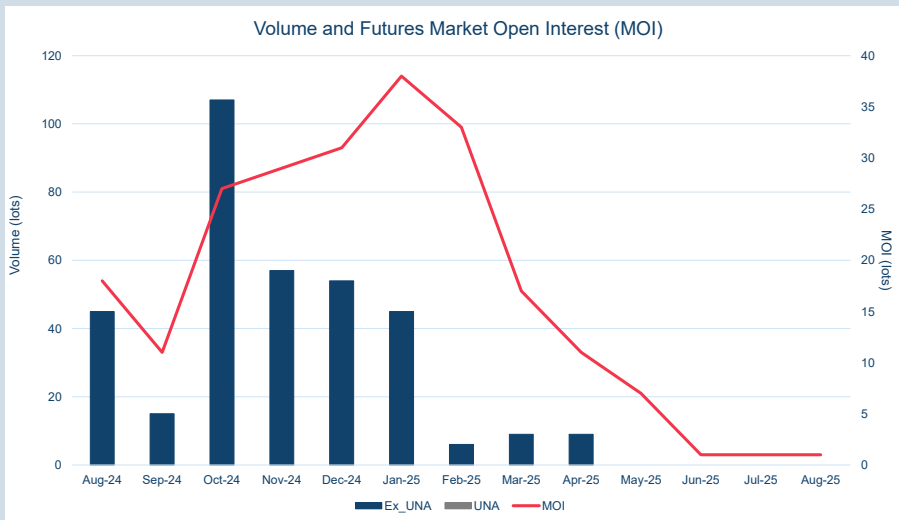


Front Month	
Average	\$365.28
Minimum	\$364.21
Maximum	\$365.93

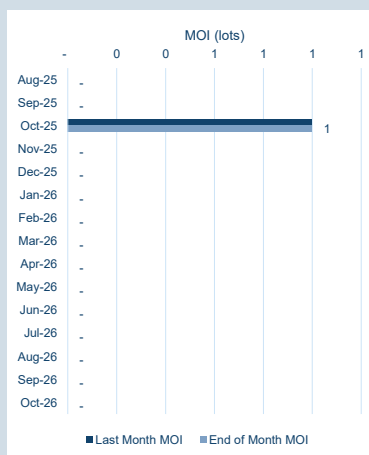
Volume (ex UNA) Aug-2025	
Lots	-

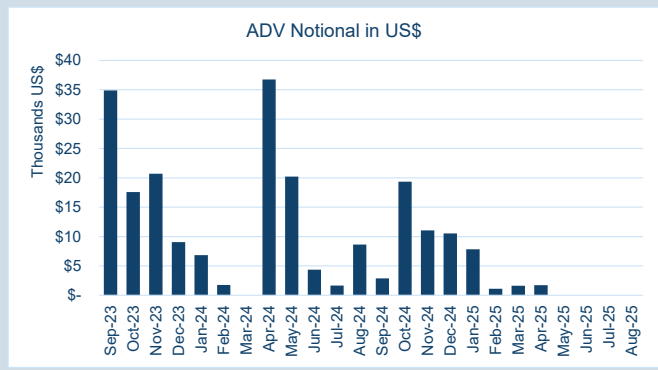
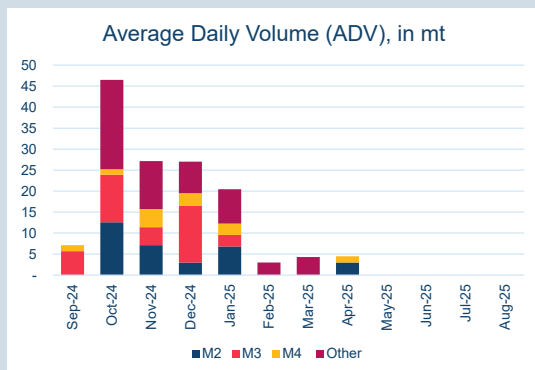
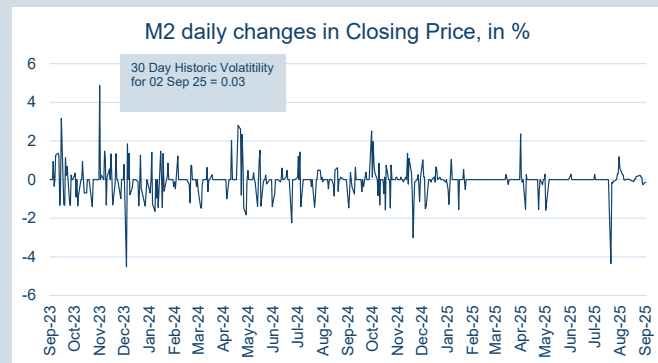
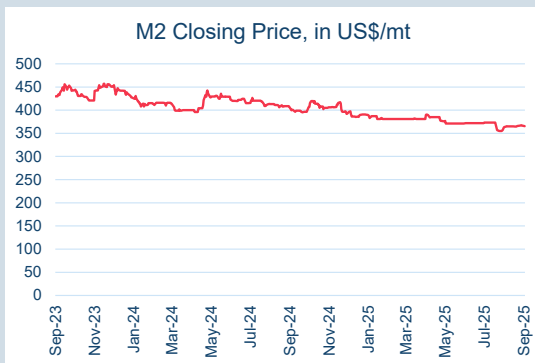
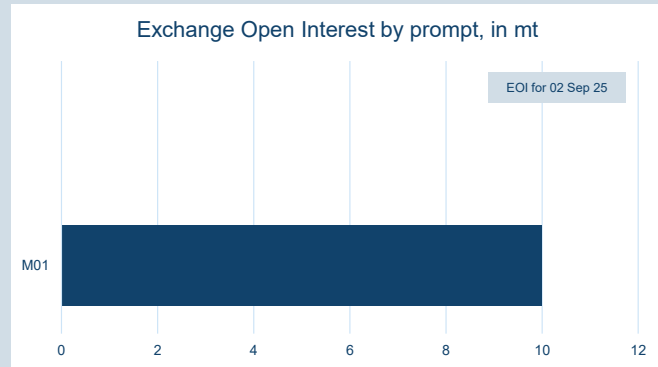
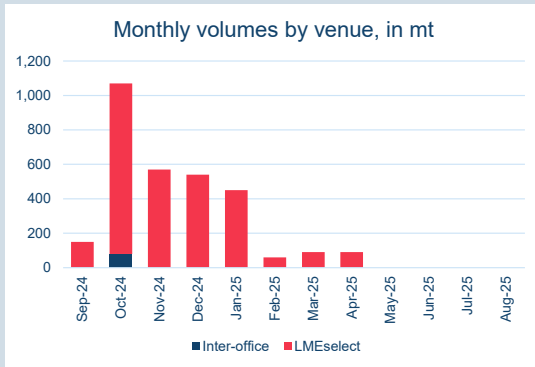
Volume (inc UNA) Aug-2025	
Lots	-
Tonnes	-

Volume Year To Date	
Lots	69
Tonnes	690

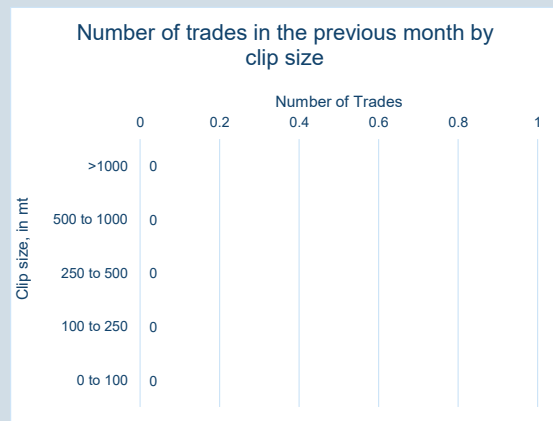


Prompt Month	End of Month - Daily Settlement	Volume (inc UNA)	End of Month - MOI
Aug-25	\$	365.60	-
Sep-25	\$	366.50	-
Oct-25	\$	366.50	1
Nov-25	\$	366.50	-
Dec-25	\$	366.50	-
Jan-26	\$	366.50	-
Feb-26	\$	366.50	-
Mar-26	\$	366.50	-
Apr-26	\$	366.50	-
May-26	\$	366.50	-
Jun-26	\$	366.50	-
Jul-26	\$	366.50	-
Aug-26	\$	366.50	-
Sep-26	\$	366.50	-
Oct-26	\$	366.50	-



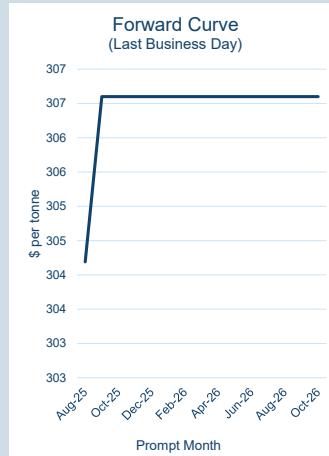


Contract specifications	
Contract Code	SID
Underlying Index	Platts' Shredded Scrap CFR Nhava Sheva
Initial Margin	\$380 per lot (as of Jun-25)
Bloomberg Ticker	LXLA Comdty
EIKON RIC	0#CSSIF:
TT Product Code	SIFCECS
CQG Product Code	LSI
Lot Size	10 metric tonnes
Price Quotation	US\$ / metric tonne
Contract Type	Cash settled futures
Contract Period	Monthly out to 15 months
Trading Venues	LMEselect and Inter-office telephone
Margining	Realised variation margins applied
Trading and Clearing Fees	US\$0.30 per lot (US\$0.03 per tonne)



© The London Metal Exchange - An HKEX Company, 10 Finsbury Square, London EC2A 1AJ

The information contained within this presentation is for illustrative and educational purposes only and should not be relied upon in making any investment decision. The past performance of any commodity, derivative or other product referred to in the presentation cannot be relied upon as a guide to its future performance. Whilst every effort has been made to ensure the information is up-to-date and correct, the LME cannot guarantee that it is completely accurate and free from human error. The information is published "as is" without any warranty of any kind, express or implied, as to accuracy of the information and the LME shall not be liable for any losses or damage that may result from use of the presentation as a consequence of any inaccuracies in, or any omissions from, the information which it may contain. The information may not be reproduced, distributed or transmitted to any other person or incorporated in any way into another publication or other material.

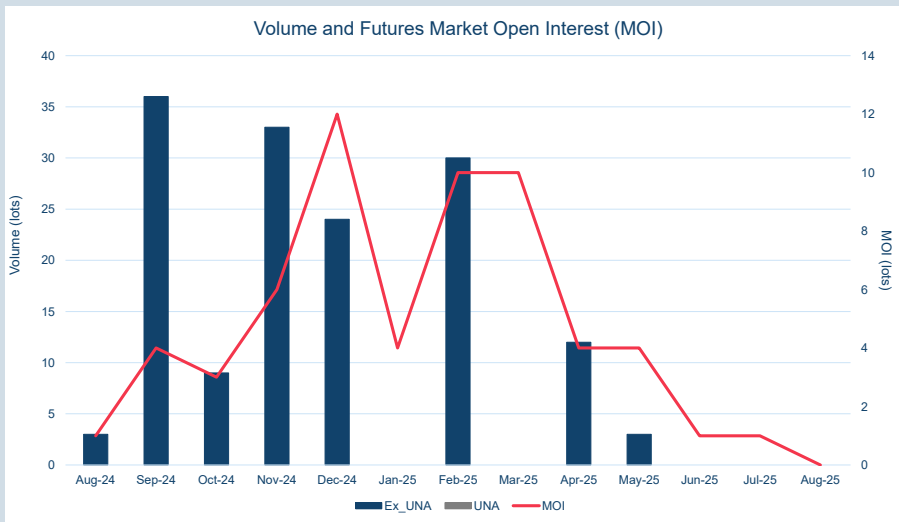


Front Month	
Average	\$302.69
Minimum	\$298.00
Maximum	\$304.29

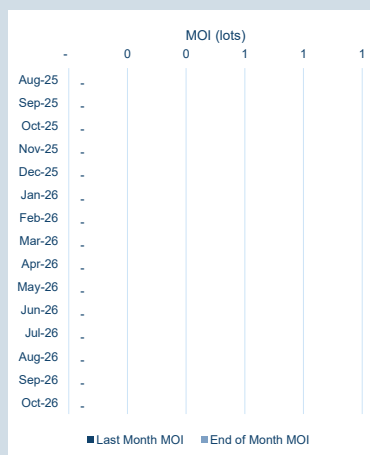
Volume (ex UNA) Aug-2025	
Lots	-

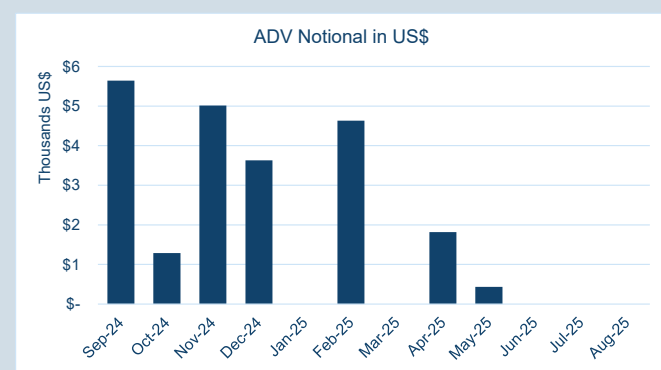
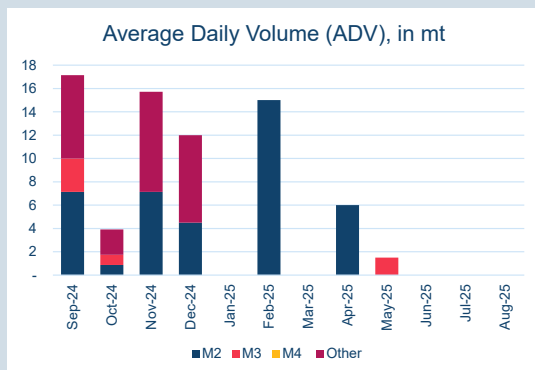
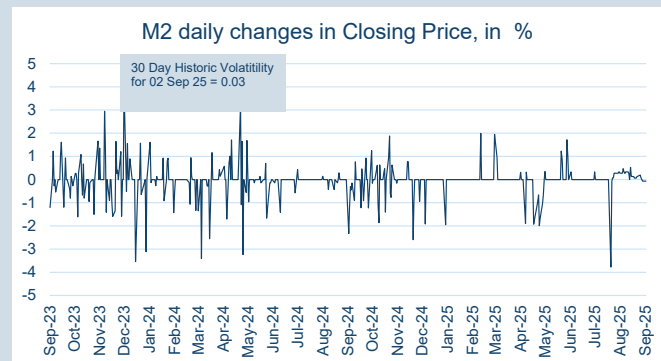
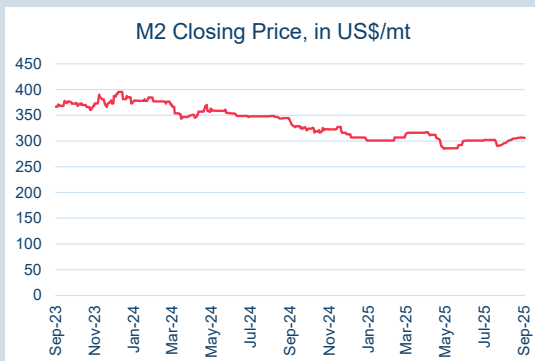
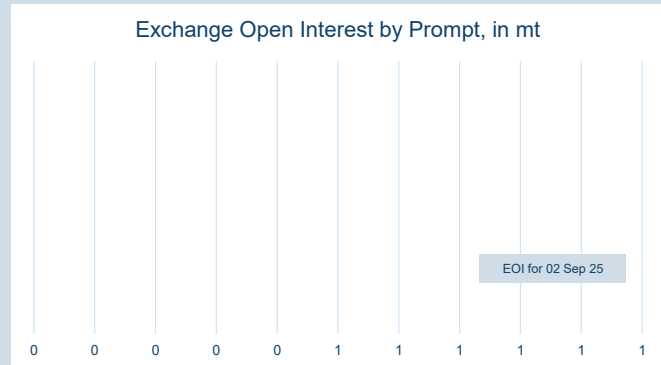
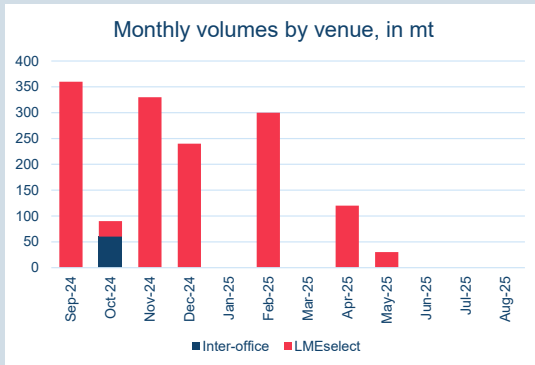
Volume (inc UNA) Aug-2025	
Lots	-
Tonnes	-

Volume Year To Date	
Lots	45
Tonnes	450

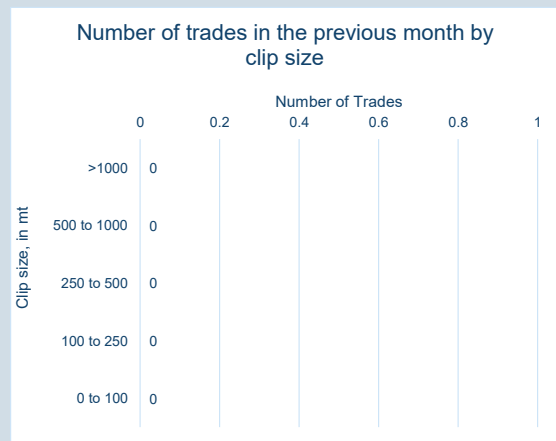


Prompt Month	End of Month - Daily Settlement	Volume (inc UNA)	End of Month - MOI
Aug-25	\$ 304.19	-	-
Sep-25	\$ 306.60	-	-
Oct-25	\$ 306.60	-	-
Nov-25	\$ 306.60	-	-
Dec-25	\$ 306.60	-	-
Jan-26	\$ 306.60	-	-
Feb-26	\$ 306.60	-	-
Mar-26	\$ 306.60	-	-
Apr-26	\$ 306.60	-	-
May-26	\$ 306.60	-	-
Jun-26	\$ 306.60	-	-
Jul-26	\$ 306.60	-	-
Aug-26	\$ 306.60	-	-
Sep-26	\$ 306.60	-	-
Oct-26	\$ 306.60	-	-



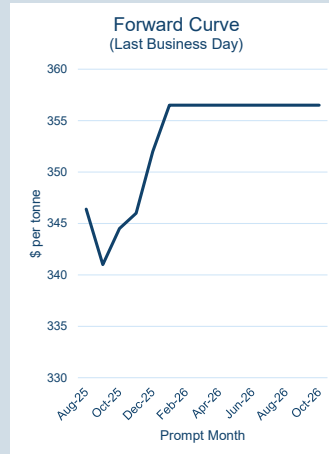


Contract specifications	
Contract Code	STD
Underlying Index	Argus' Ferrous scrap HMS 1/2 (80:20) containerised CFR Taiwan
Initial Margin	\$360 per lot (as of Jun-25)
Bloomberg Ticker	LVAA Comdty
EIKON RIC	0#CSSTF:
TT Product Code	STFCECS
CQG Product Code	LST
Lot Size	10 metric tonnes
Price Quotation	US\$ / metric tonne
Contract Type	Cash settled futures
Contract Period	Monthly out to 15 months
Trading Venues	LMEselect and Inter-office telephone
Margining	Realised variation margins applied
Trading and Clearing Fees	US\$0.30 per lot (US\$0.03 per tonne)



© The London Metal Exchange - An HKEX Company. 10 Finsbury Square, London EC2A 1AJ

The information contained within this presentation is for illustrative and educational purposes only and should not be relied upon in making any investment decision. The past performance of any commodity, derivative or other product referred to in the presentation cannot be relied upon as a guide to its future performance. Whilst every effort has been made to ensure the information is up-to-date and correct, the LME cannot guarantee that it is completely accurate and free from human error. The information is published "as is" without any warranty of any kind, express or implied, as to accuracy of the information and the LME shall not be liable for any losses or damage that may result from use of the presentation as a consequence of any inaccuracies in, or any omissions from, the information which it may contain. The information may not be reproduced, distributed or transmitted to any other person or incorporated in any way into another publication or other material.

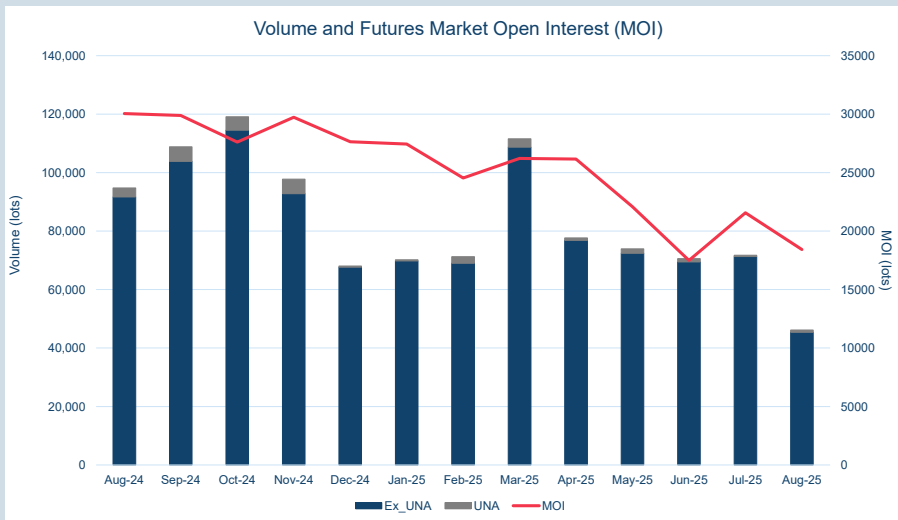


Front Month	
Average	\$348.30
Minimum	\$344.00
Maximum	\$352.00

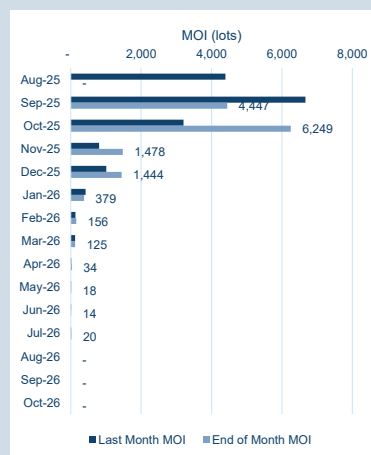
Volume (ex UNA) Aug-2025	
Lots	45,382

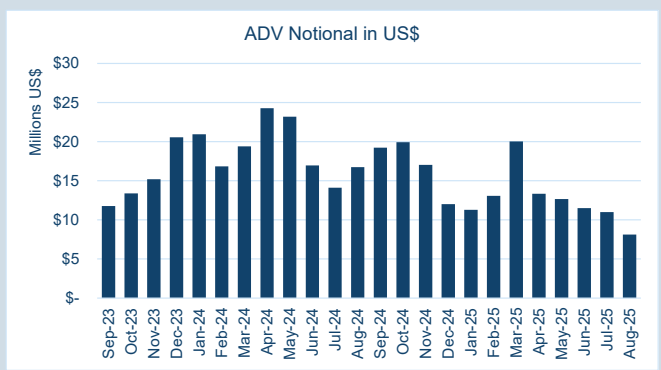
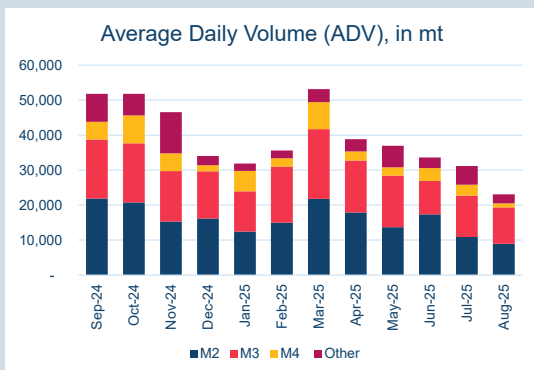
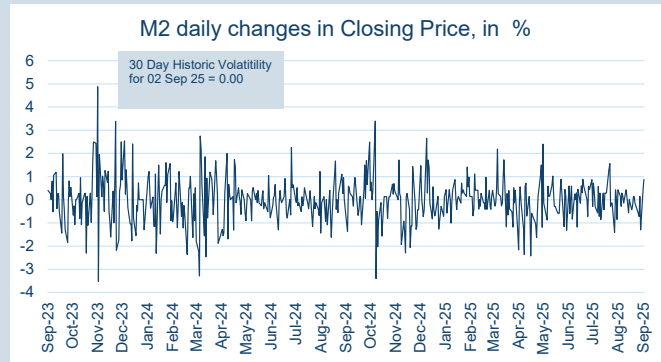
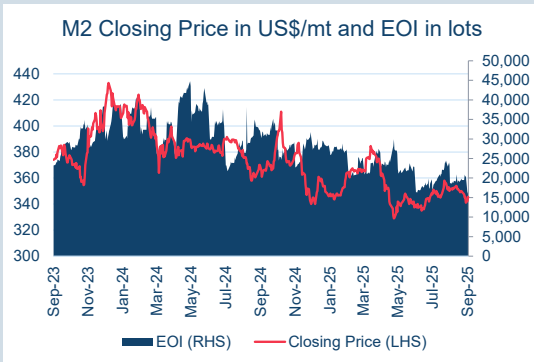
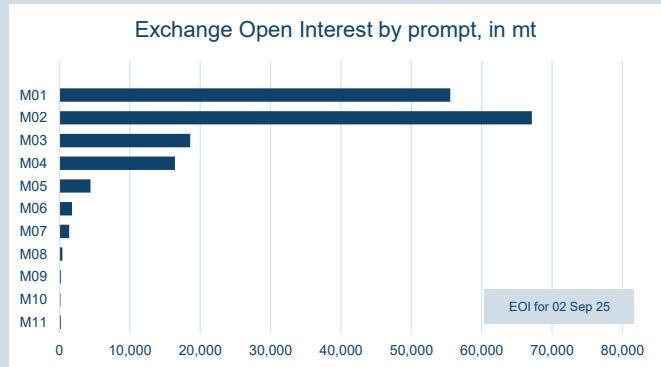
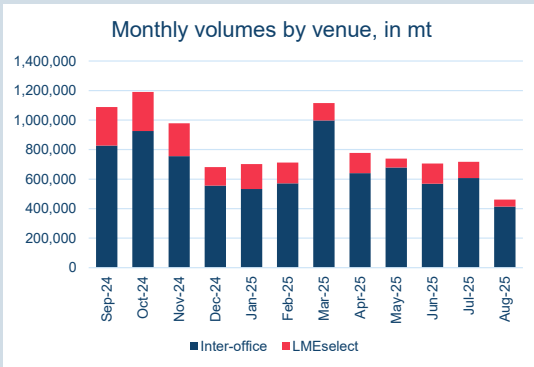
Volume (inc UNA) Aug-2025	
Lots	46,182
Tonnes	461,820

Volume Year To Date	
Lots	593,078
Tonnes	5,930,780

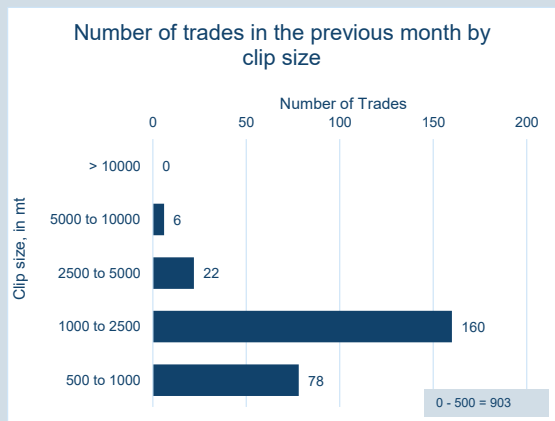


Prompt Month	End of Month - Daily Settlement	Volume (inc UNA)	End of Month - MOI
Aug-25	\$ 346.40	1,648	-
Sep-25	\$ 341.00	17,877	4,447
Oct-25	\$ 344.50	20,817	6,249
Nov-25	\$ 346.00	2,311	1,478
Dec-25	\$ 352.00	1,816	1,444
Jan-26	\$ 356.50	1,488	379
Feb-26	\$ 356.50	97	156
Mar-26	\$ 356.50	34	125
Apr-26	\$ 356.50	36	34
May-26	\$ 356.50	8	18
Jun-26	\$ 356.50	4	14
Jul-26	\$ 356.50	46	20
Aug-26	\$ 356.50	-	-
Sep-26	\$ 356.50	-	-
Oct-26	\$ 356.50	-	-





Contract specifications	
Contract Code	SCD
Underlying Index	Platts TSI HMS 1&2 (80:20) CFR Turkey
Initial Margin	\$320 per lot (as of Jun-25)
Bloomberg Ticker	JBOA Comdty
EIKON RIC	0#CSSCF:
TT Product Code	SCFCECS
CQG Product Code	SSC
Lot Size	10 metric tonnes
Price Quotation	US\$ / metric tonne
Contract Type	Cash settled futures
Contract Period	Monthly out to 15 months
Trading Venues	LMEselect and Inter-office telephone
Margining	Realised variation margins applied
Trading and Clearing Fees	US\$0.30 per lot (US\$0.03 per tonne)



© The London Metal Exchange - An HKEX Company, 10 Finsbury Square, London EC2A 1AJ

The information contained within this presentation is for illustrative and educational purposes only and should not be relied upon in making any investment decision. The past performance of any commodity, derivative or other product referred to in the presentation cannot be relied upon as a guide to its future performance. Whilst every effort has been made to ensure the information is up-to-date and correct, the LME cannot guarantee that it is completely accurate and free from human error. The information is published "as is" without any warranty of any kind, express or implied, as to accuracy of the information and the LME shall not be liable for any losses or damage that may result from use of the presentation as a consequence of any inaccuracies in, or any omissions from, the information which it may contain. The information may not be reproduced, distributed or transmitted to any other person or incorporated in any way into another publication or other material.

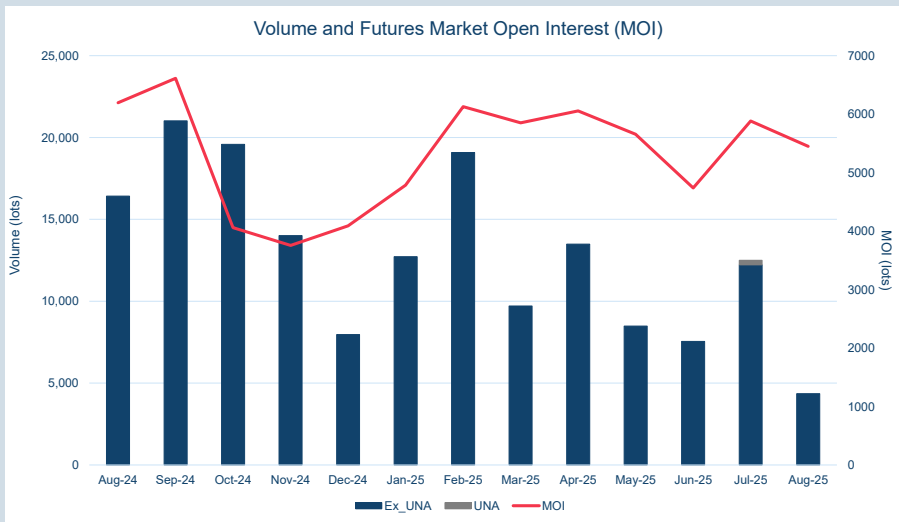


Front Month	
Average	\$474.47
Minimum	\$468.00
Maximum	\$480.00

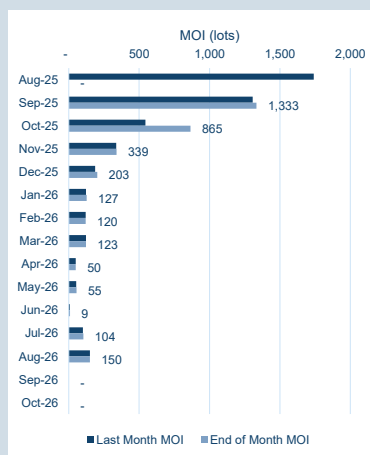
Volume (ex UNA) Aug-2025	
Lots	4,350

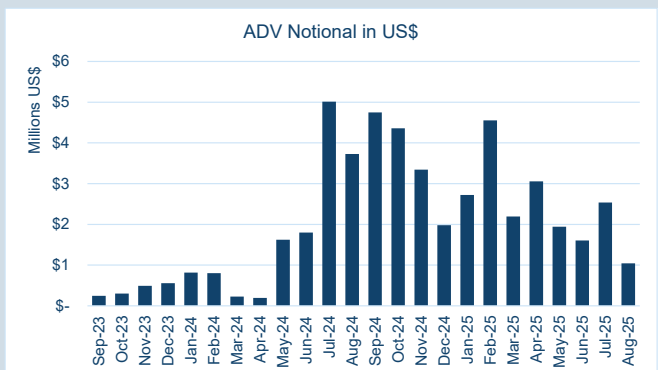
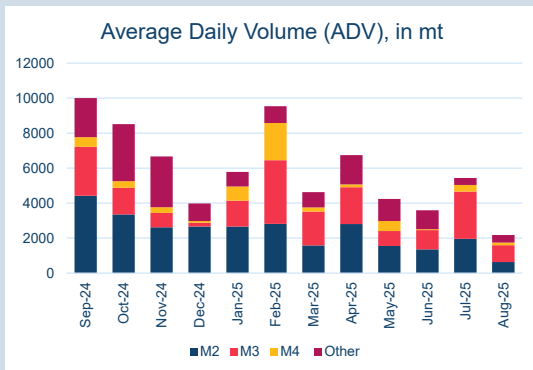
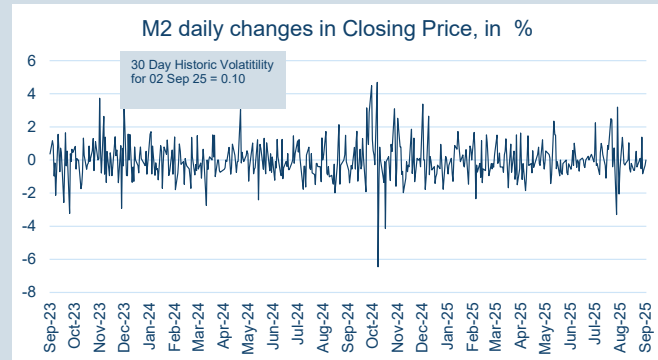
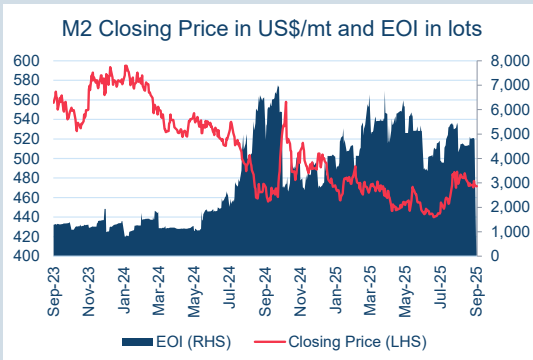
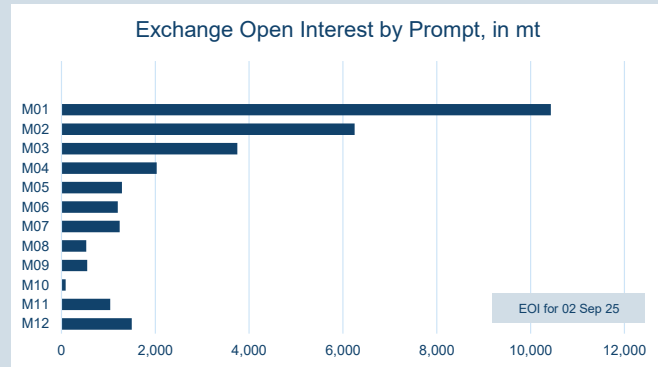
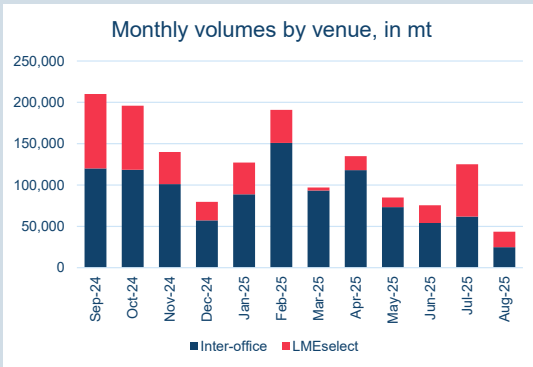
Volume (inc UNA) Aug-2025	
Lots	4,350
Tonnes	43,500

Volume Year To Date	
Lots	87,885
Tonnes	878,850

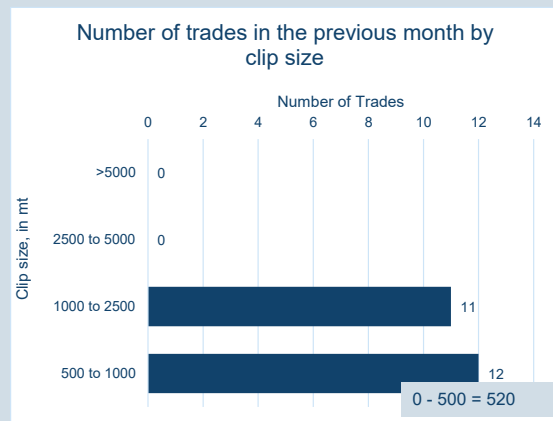


Prompt Month	End of Month - Daily Settlement	Volume (inc UNA)	End of Month - MOI
Aug-25	\$ 477.90	709	-
Sep-25	\$ 473.00	1,261	1,333
Oct-25	\$ 475.00	1,920	865
Nov-25	\$ 480.00	298	339
Dec-25	\$ 480.00	90	203
Jan-26	\$ 480.00	41	127
Feb-26	\$ 480.00	11	120
Mar-26	\$ 480.00	2	123
Apr-26	\$ 480.00	2	50
May-26	\$ 480.00	6	55
Jun-26	\$ 480.00	2	9
Jul-26	\$ 480.00	8	104
Aug-26	\$ 480.00	-	150
Sep-26	\$ 480.00	-	-
Oct-26	\$ 480.00	-	-



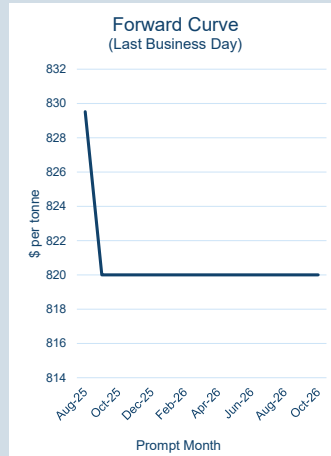


Contract specifications	
Contract Code	HCD
Underlying Index	Argus HRC FOB Tianjin China
Initial Margin	\$670 per lot (as of Jun-25)
Bloomberg Ticker	LCYA Comdty
EIKON RIC	0#CMHCF:
TT Product Code	HCFCECS
CQG Product Code	LHC
Lot Size	10 metric tonnes
Price Quotation	US\$ / metric tonne
Contract Type	Cash settled futures
Contract Period	Monthly out to 15 months
Trading Venues	LMEselect and Inter-office telephone
Margining	Realised variation margins applied
Trading and Clearing Fees	US\$0.30 per lot (US\$0.03 per tonne)



© The London Metal Exchange - An HKEX Company, 10 Finsbury Square, London EC2A 1AJ

The information contained within this presentation is for illustrative and educational purposes only and should not be relied upon in making any investment decision. The past performance of any commodity, derivative or other product referred to in the presentation cannot be relied upon as a guide to its future performance. Whilst every effort has been made to ensure the information is up-to-date and correct, the LME cannot guarantee that it is completely accurate and free from human error. The information is published "as is" without any warranty of any kind, express or implied, as to accuracy of the information and the LME shall not be liable for any losses or damage that may result from use of the presentation as a consequence of any inaccuracies in, or any omissions from, the information which it may contain. The information may not be reproduced, distributed or transmitted to any other person or incorporated in any way into another publication or other material.

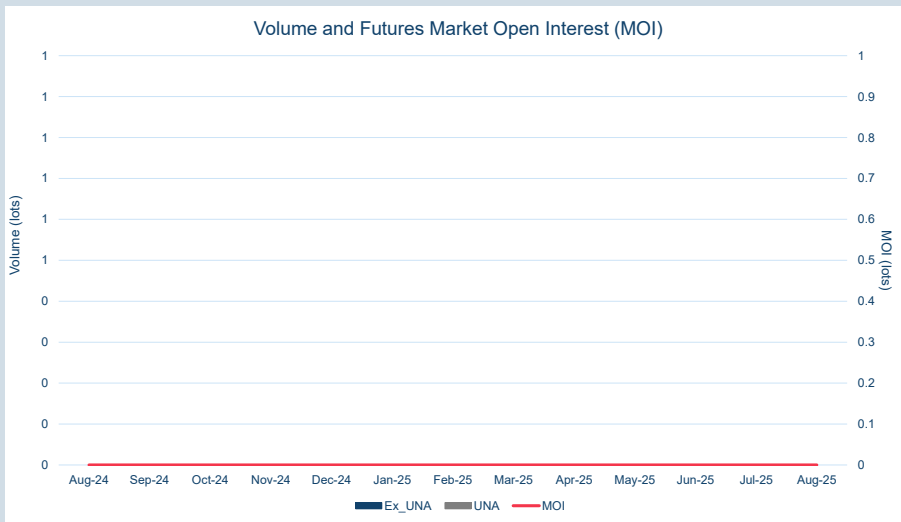


Front Month	
Average	\$838.53
Minimum	\$829.52
Maximum	\$862.00

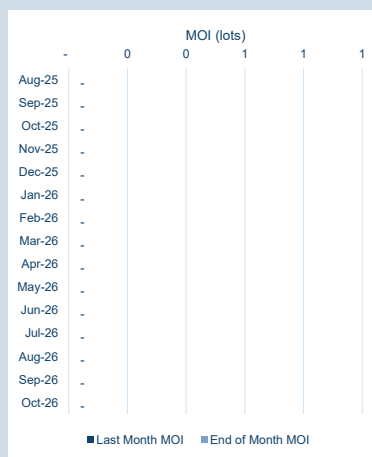
Volume (ex UNA) Aug-2025	
Lots	-

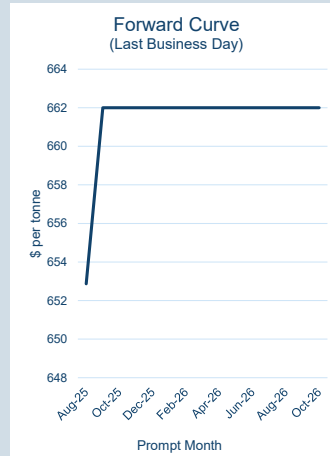
Volume (inc UNA) Aug-2025	
Lots	-
Tonnes	-

Volume Year To Date	
Lots	-
Tonnes	-



Prompt Month	End of Month - Daily Settlement	Volume (inc UNA)	End of Month - MOI
Aug-25	\$	829.52	-
Sep-25	\$	820.00	-
Oct-25	\$	820.00	-
Nov-25	\$	820.00	-
Dec-25	\$	820.00	-
Jan-26	\$	820.00	-
Feb-26	\$	820.00	-
Mar-26	\$	820.00	-
Apr-26	\$	820.00	-
May-26	\$	820.00	-
Jun-26	\$	820.00	-
Jul-26	\$	820.00	-
Aug-26	\$	820.00	-
Sep-26	\$	820.00	-
Oct-26	\$	820.00	-



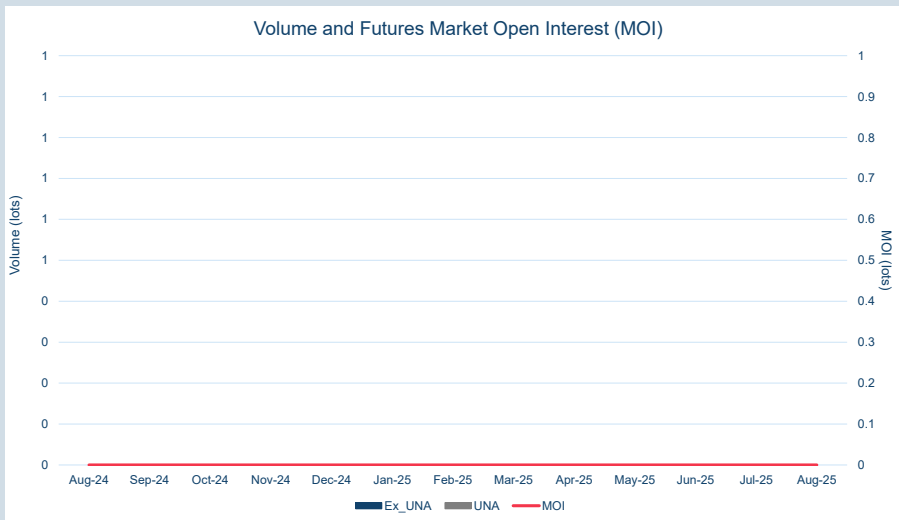


Front Month	
Average	\$645.01
Minimum	\$608.69
Maximum	\$657.27

Volume (ex UNA) Aug-2025	
Lots	-

Volume (inc UNA) Aug-2025	
Lots	-
Tonnes	-

Volume Year To Date	
Lots	-
Tonnes	-



Prompt Month	End of Month - Daily Settlement	Volume (inc UNA)	End of Month - MOI
Aug-25	\$ 652.87	-	-
Sep-25	\$ 662.00	-	-
Oct-25	\$ 662.00	-	-
Nov-25	\$ 662.00	-	-
Dec-25	\$ 662.00	-	-
Jan-26	\$ 662.00	-	-
Feb-26	\$ 662.00	-	-
Mar-26	\$ 662.00	-	-
Apr-26	\$ 662.00	-	-
May-26	\$ 662.00	-	-
Jun-26	\$ 662.00	-	-
Jul-26	\$ 662.00	-	-
Aug-26	\$ 662.00	-	-
Sep-26	\$ 662.00	-	-
Oct-26	\$ 662.00	-	-

