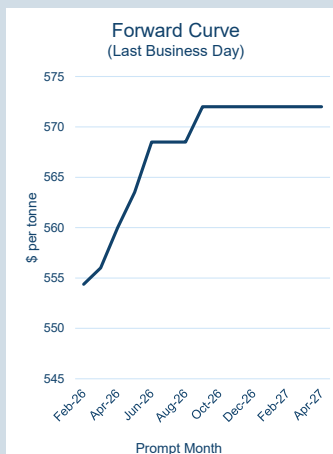




## LME Steel Rebar FOB Turkey (Platts)

### Monthly Overview - Feb-26

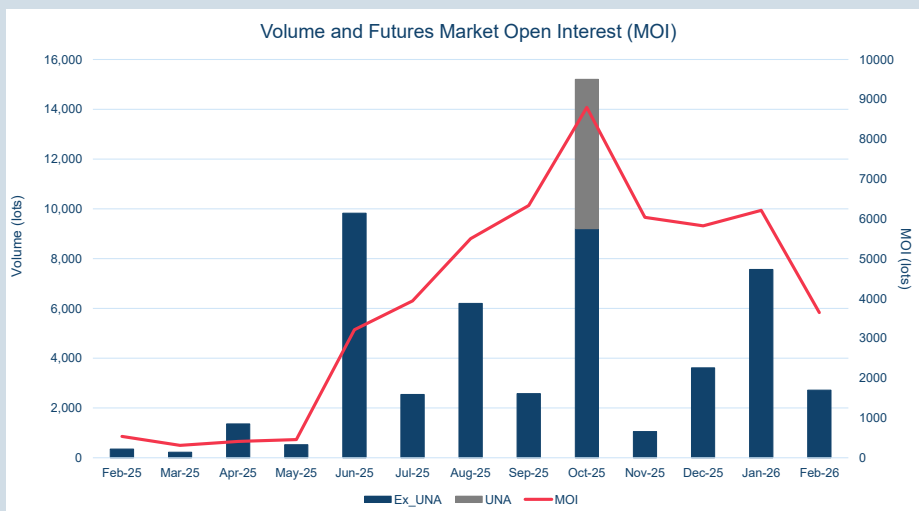


Front Month	
Average	\$557.32
Minimum	\$554.38
Maximum	\$560.00

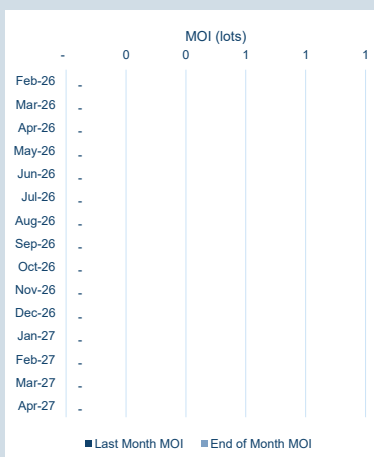
Volume (ex UNA) Feb-2026	
Lots	2,720

Volume (inc UNA) Feb-2026	
Lots	2,720
Tonnes	27,200

Volume Year To Date	
Lots	10,287
Tonnes	102,870

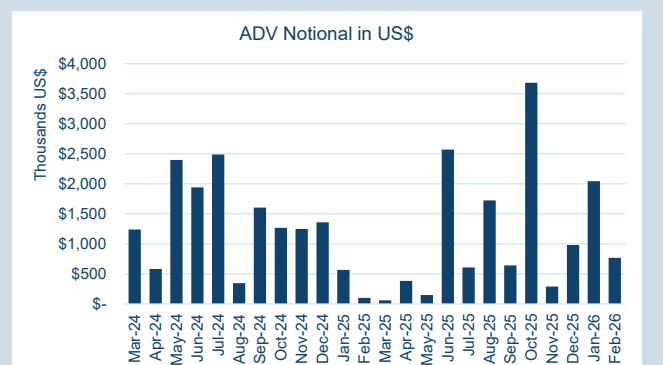
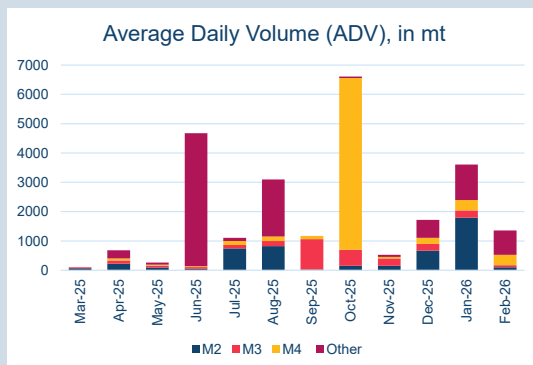
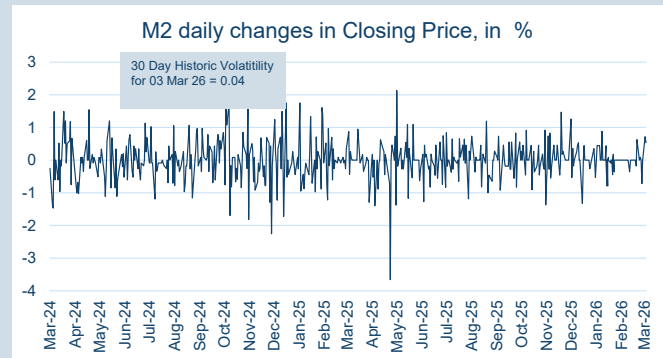
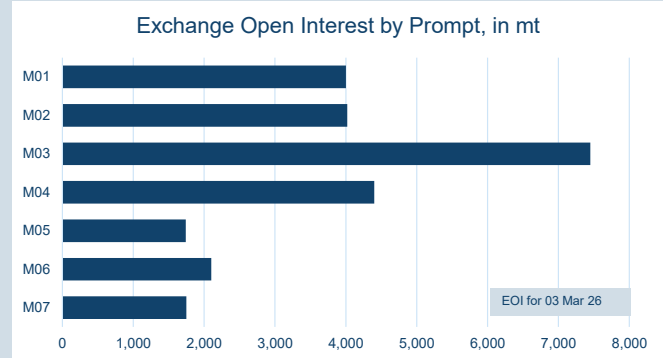
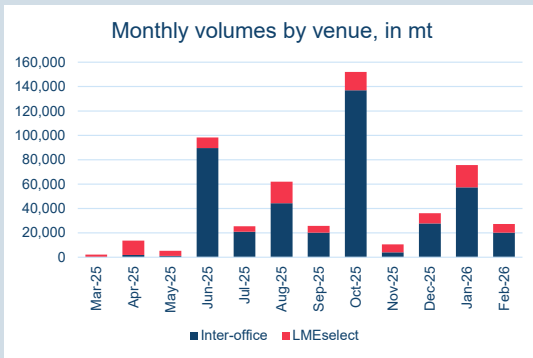


Prompt Month	End of Month - Daily Settlement	Volume (inc UNA)	End of Month - MOI
Feb-26	\$ 554.38	600	-
Mar-26	\$ 556.00	200	-
Apr-26	\$ 560.00	150	-
May-26	\$ 563.50	700	-
Jun-26	\$ 568.50	710	-
Jul-26	\$ 568.50	170	-
Aug-26	\$ 568.50	170	-
Sep-26	\$ 572.00	20	-
Oct-26	\$ 572.00	-	-
Nov-26	\$ 572.00	-	-
Dec-26	\$ 572.00	-	-
Jan-27	\$ 572.00	-	-
Feb-27	\$ 572.00	-	-
Mar-27	\$ 572.00	-	-
Apr-27	\$ 572.00	-	-

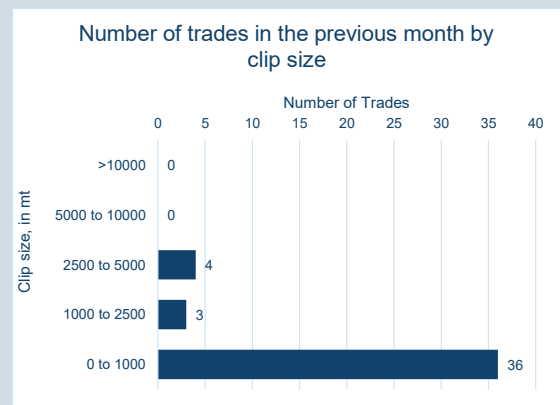


© The London Metal Exchange - An HKE X Company. 10 Finsbury Square, London EC2A 1AJ

The information contained within this presentation is for illustrative and educational purposes only and should not be relied upon in making any investment decision. The past performance of any commodity, derivative or other product referred to in the presentation cannot be relied upon as a guide to its future performance. Whilst every effort has been made to ensure the information is up-to-date and correct, the LME cannot guarantee that it is completely accurate and free from human error. The information is published "as is" without any warranty of any kind, express or implied, as to accuracy of the information and the LME shall not be liable for any losses or damage that may result from use of the presentation as a consequence of any inaccuracies in, or any omissions from, the information which it may contain. The information may not be reproduced, distributed or transmitted to any other person or incorporated in any way into another publication or other material.



Contract specifications	
Contract Code	SRD
Underlying Index	Platts Steel Rebar FOB Turkey
Initial Margin	\$420 per lot (as of Oct-25)
Bloomberg Ticker	JBPA Comdty
EIKON RIC	0#CSRRF:
TT Product Code	SRFCECS
CQG Product Code	SSR
Lot Size	10 metric tonnes
Price Quotation	US\$ / metric tonne
Contract Type	Cash settled futures
Contract Period	Monthly out to 15 months
Trading Venues	LMEselect and Inter-office telephone
Margining	Realised variation margins applied
Trading and Clearing Fees	US\$0.42 per lot (US\$0.042 per tonne)



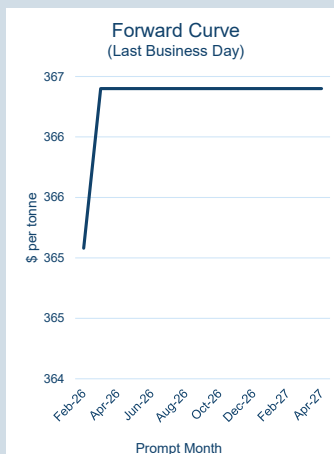
© The London Metal Exchange - An HKEX Company. 10 Finsbury Square, London EC2A 1AJ

The information contained within this presentation is for illustrative and educational purposes only and should not be relied upon in making any investment decision. The past performance of any commodity, derivative or other product referred to in the presentation cannot be relied upon as a guide to its future performance. Whilst every effort has been made to ensure the information is up-to-date and correct, the LME cannot guarantee that it is completely accurate and free from human error. The information is published "as is" without any warranty of any kind, express or implied, as to accuracy of the information and the LME shall not be liable for any losses or damage that may result from use of the presentation as a consequence of any inaccuracies in, or any omissions from, the information which it may contain. The information may not be reproduced, distributed or transmitted to any other person or incorporated in any way into another publication or other material.



## LME Steel Scrap CFR India (Platts)

### Monthly Overview - Feb-26

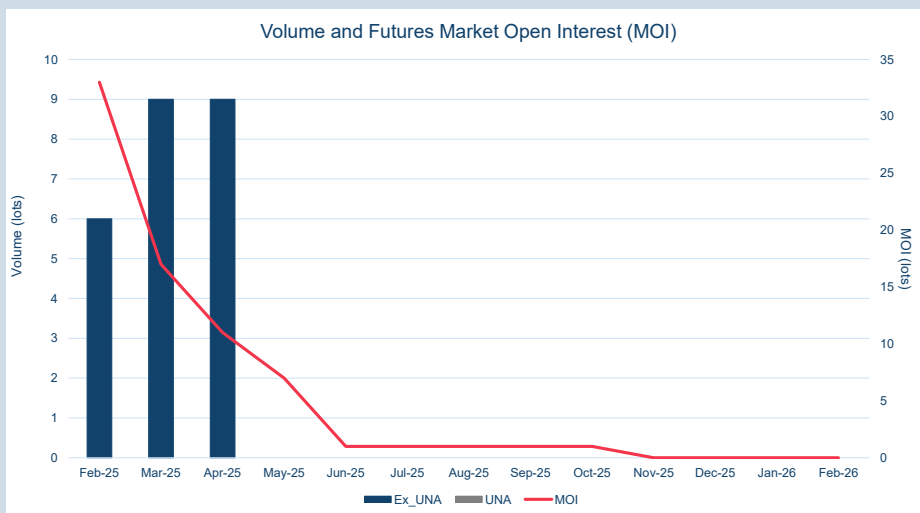


Front Month	
Average	\$364.13
Minimum	\$360.68
Maximum	\$365.60


Volume (ex UNA) Feb-2026	
Lots	-

Volume (inc UNA) Feb-2026	
Lots	-
Tonnes	-

Volume Year To Date	
Lots	-
Tonnes	-



Prompt Month	End of Month - Daily Settlement	Volume (inc UNA)	End of Month - MOI
Feb-26	\$ 365.08	-	-
Mar-26	\$ 366.40	-	-
Apr-26	\$ 366.40	-	-
May-26	\$ 366.40	-	-
Jun-26	\$ 366.40	-	-
Jul-26	\$ 366.40	-	-
Aug-26	\$ 366.40	-	-
Sep-26	\$ 366.40	-	-
Oct-26	\$ 366.40	-	-
Nov-26	\$ 366.40	-	-
Dec-26	\$ 366.40	-	-
Jan-27	\$ 366.40	-	-
Feb-27	\$ 366.40	-	-
Mar-27	\$ 366.40	-	-
Apr-27	\$ 366.40	-	-



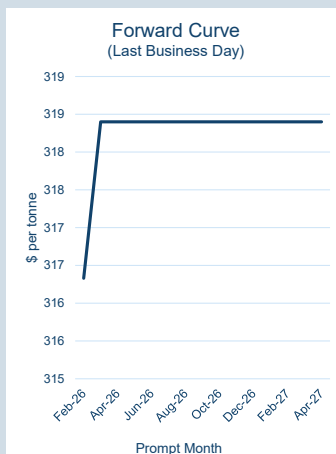
© The London Metal Exchange - An HKEX Company. 10 Finsbury Square, London EC2A 1AJ

The information contained within this presentation is for illustrative and educational purposes only and should not be relied upon in making any investment decision. The past performance of any commodity, derivative or other product referred to in the presentation cannot be relied upon as a guide to its future performance. Whilst every effort has been made to ensure the information is up-to-date and correct, the LME cannot guarantee that it is completely accurate and free from human error. The information is published "as is" without any warranty of any kind, express or implied, as to accuracy of the information and the LME shall not be liable for any losses or damage that may result from use of the presentation as a consequence of any inaccuracies in, or any omissions from, the information which it may contain. The information may not be reproduced, distributed or transmitted to any other person or incorporated in any way into another publication or other material.



## LME Steel Scrap CFR Taiwan (Argus)

Monthly Overview - Feb-26

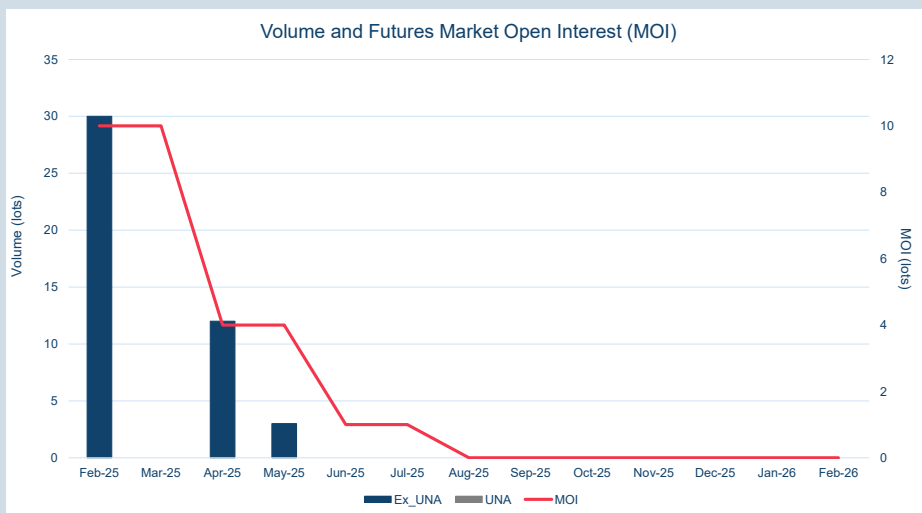


Front Month	
Average	\$315.54
Minimum	\$314.00
Maximum	\$316.33

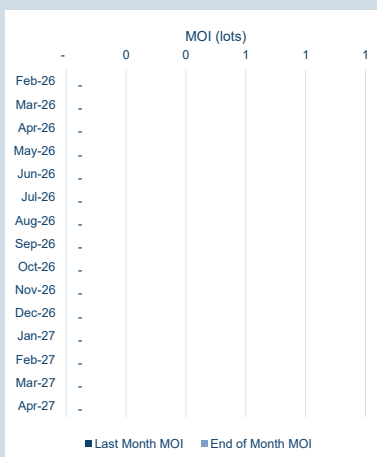
Volume (ex UNA) Feb-2026	
Lots	-

Volume (inc UNA) Feb-2026	
Lots	-
Tonnes	-

Volume Year To Date	
Lots	-
Tonnes	-



Prompt Month	End of Month - Daily Settlement	Volume (inc UNA)	End of Month - MOI
Feb-26	\$ 316.33	-	-
Mar-26	\$ 318.40	-	-
Apr-26	\$ 318.40	-	-
May-26	\$ 318.40	-	-
Jun-26	\$ 318.40	-	-
Jul-26	\$ 318.40	-	-
Aug-26	\$ 318.40	-	-
Sep-26	\$ 318.40	-	-
Oct-26	\$ 318.40	-	-
Nov-26	\$ 318.40	-	-
Dec-26	\$ 318.40	-	-
Jan-27	\$ 318.40	-	-
Feb-27	\$ 318.40	-	-
Mar-27	\$ 318.40	-	-
Apr-27	\$ 318.40	-	-



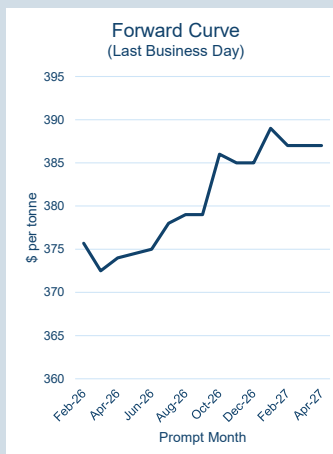
© The London Metal Exchange - An HKE X Company. 10 Finsbury Square, London EC2A 1AJ

The information contained within this presentation is for illustrative and educational purposes only and should not be relied upon in making any investment decision. The past performance of any commodity, derivative or other product referred to in the presentation cannot be relied upon as a guide to its future performance. Whilst every effort has been made to ensure the information is up-to-date and correct, the LME cannot guarantee that it is completely accurate and free from human error. The information is published "as is" without any warranty of any kind, express or implied, as to accuracy of the information and the LME shall not be liable for any losses or damage that may result from use of the presentation as a consequence of any inaccuracies in, or any omissions from, the information which it may contain. The information may not be reproduced, distributed or transmitted to any other person or incorporated in any way into another publication or other material.



## LME Steel Scrap CFR Turkey (Platts)

Monthly Overview - Feb-26

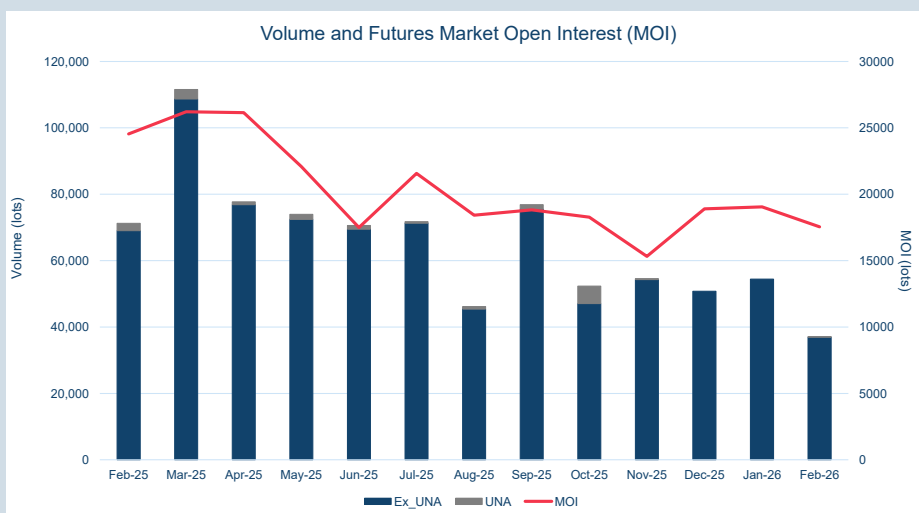


Front Month	
Average	\$375.16
Minimum	\$372.50
Maximum	\$378.50

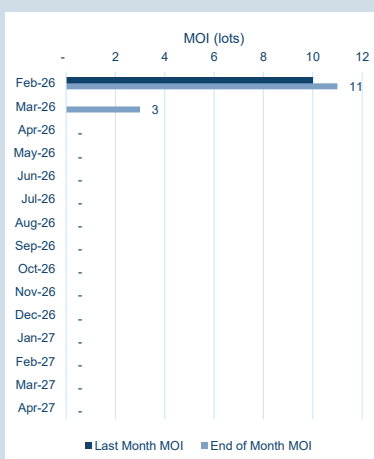
Volume (ex UNA) Feb-2026	
Lots	36,944

Volume (inc UNA) Feb-2026	
Lots	37,144
Tonnes	371,440

Volume Year To Date	
Lots	91,576
Tonnes	915,760

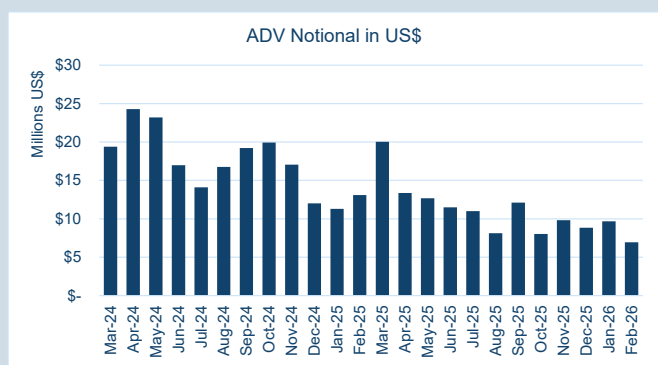
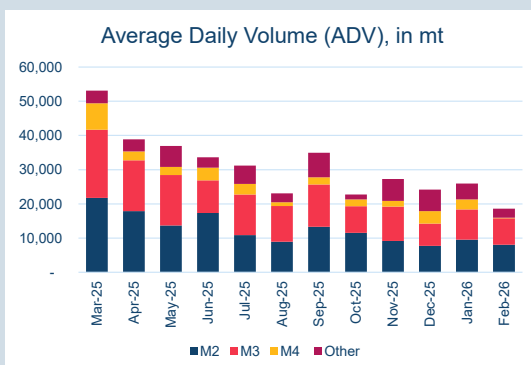
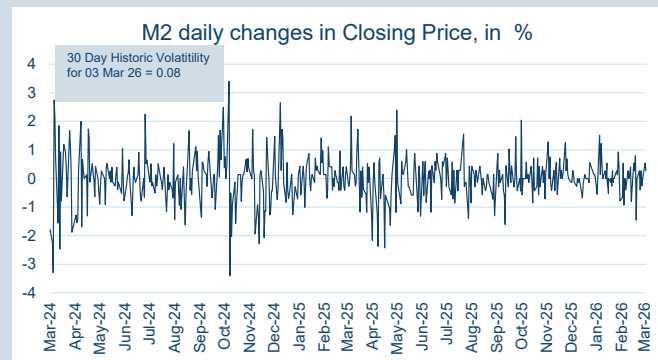
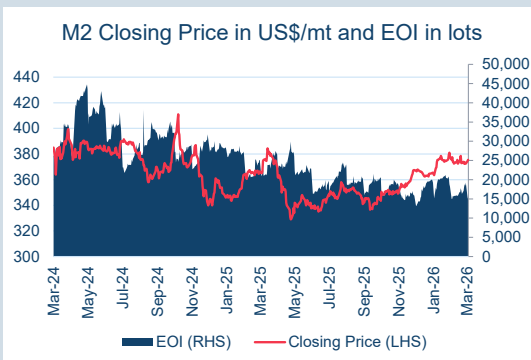
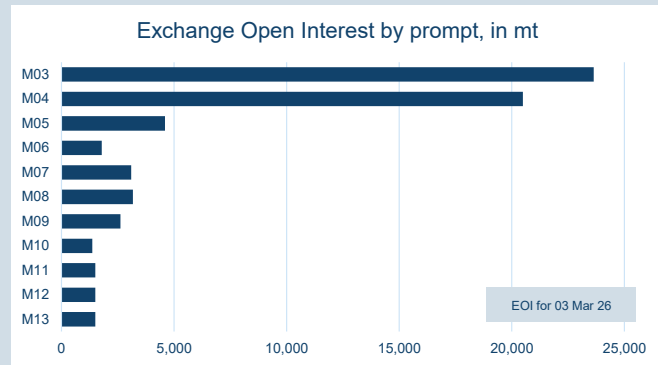
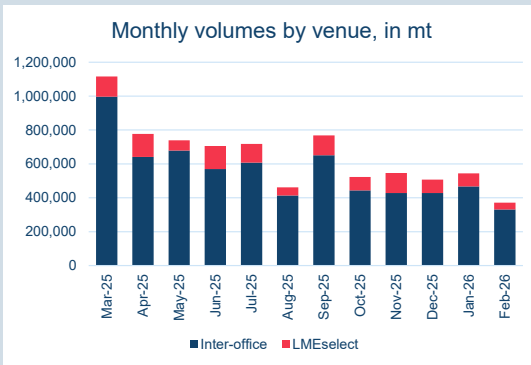


Prompt Month	End of Month - Daily Settlement	Volume (inc UNA)	End of Month - MOI
Feb-26	\$ 375.70	648	11
Mar-26	\$ 372.50	16,060	3
Apr-26	\$ 374.00	15,462	-
May-26	\$ 374.50	320	-
Jun-26	\$ 375.00	1,415	-
Jul-26	\$ 378.00	640	-
Aug-26	\$ 379.00	232	-
Sep-26	\$ 379.00	257	-
Oct-26	\$ 386.00	382	-
Nov-26	\$ 385.00	246	-
Dec-26	\$ 385.00	270	-
Jan-27	\$ 389.00	412	-
Feb-27	\$ 387.00	400	-
Mar-27	\$ 387.00	400	-
Apr-27	\$ 387.00	-	-

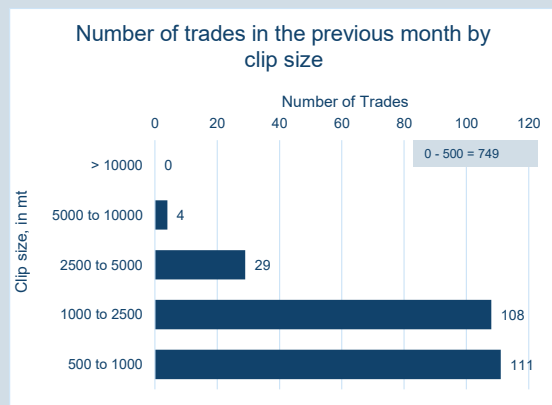


© The London Metal Exchange - An HKE X Company. 10 Finsbury Square, London EC2A 1AJ

The information contained within this presentation is for illustrative and educational purposes only and should not be relied upon in making any investment decision. The past performance of any commodity, derivative or other product referred to in the presentation cannot be relied upon as a guide to its future performance. Whilst every effort has been made to ensure the information is up-to-date and correct, the LME cannot guarantee that it is completely accurate and free from human error. The information is published "as is" without any warranty of any kind, express or implied, as to accuracy of the information and the LME shall not be liable for any losses or damage that may result from use of the presentation as a consequence of any inaccuracies in, or any omissions from, the information which it may contain. The information may not be reproduced, distributed or transmitted to any other person or incorporated in any way into another publication or other material.



Contract specifications	
Contract Code	SCD
Underlying Index	Platts TSI HMS 1&2 (80:20) CFR Turkey
Initial Margin	\$320 per lot (as of Oct-25)
Bloomberg Ticker	JBOA Comdty
EIKON RIC	0#CSSCF:
TT Product Code	SCFCECS
CQG Product Code	SSC
Lot Size	10 metric tonnes
Price Quotation	US\$ / metric tonne
Contract Type	Cash settled futures
Contract Period	Monthly out to 15 months
Trading Venues	LMEselect and Inter-office telephone
Margining	Realised variation margins applied
Trading and Clearing Fees	US\$0.42 per lot (US\$0.042 per tonne)



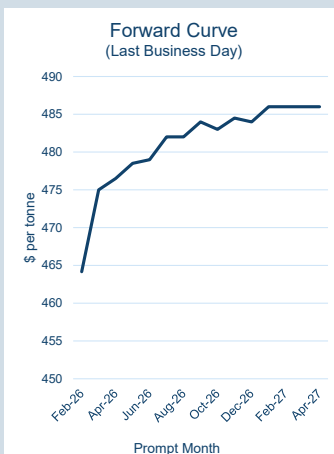
© The London Metal Exchange - An HKEX Company. 10 Finsbury Square, London EC2A 1AJ

The information contained within this presentation is for illustrative and educational purposes only and should not be relied upon in making any investment decision. The past performance of any commodity, derivative or other product referred to in the presentation cannot be relied upon as a guide to its future performance. Whilst every effort has been made to ensure the information is up-to-date and correct, the LME cannot guarantee that it is completely accurate and free from human error. The information is published "as is" without any warranty of any kind, express or implied, as to accuracy of the information and the LME shall not be liable for any losses or damage that may result from use of the presentation as a consequence of any inaccuracies in, or any omissions from, the information which it may contain. The information may not be reproduced, distributed or transmitted to any other person or incorporated in any way into another publication or other material.



## LME Steel HRC FOB China (Argus)

Monthly Overview - Feb-26

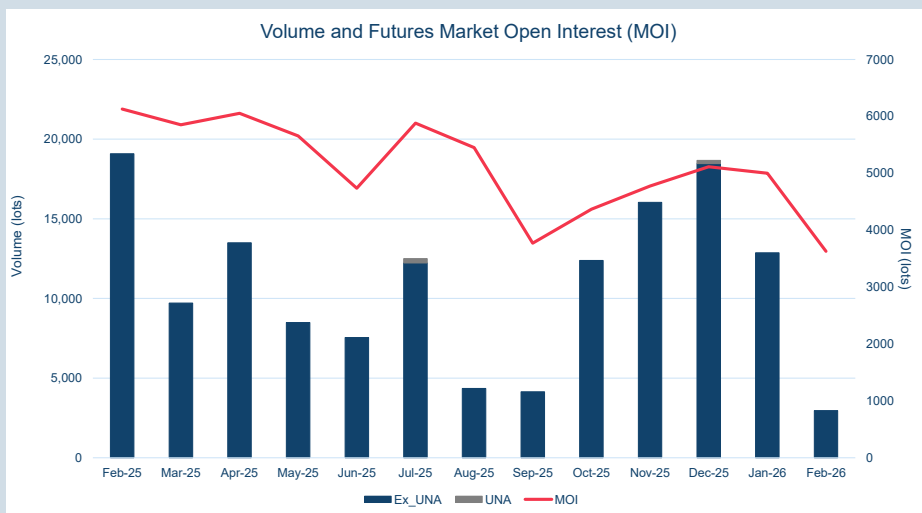


Front Month	
Average	\$463.08
Minimum	\$458.50
Maximum	\$465.50

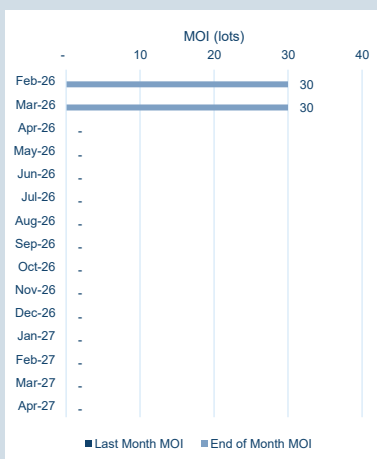
Volume (ex UNA) Feb-2026	
Lots	2,958

Volume (inc UNA) Feb-2026	
Lots	2,958
Tonnes	29,580

Volume Year To Date	
Lots	15,824
Tonnes	158,240



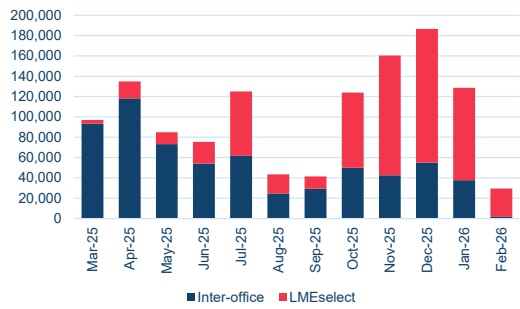
Prompt Month	End of Month - Daily Settlement	Volume (inc UNA)	End of Month - MOI
Feb-26	\$ 464.17	70	30
Mar-26	\$ 475.00	2,039	30
Apr-26	\$ 476.50	523	-
May-26	\$ 478.50	43	-
Jun-26	\$ 479.00	190	-
Jul-26	\$ 482.00	-	-
Aug-26	\$ 482.00	12	-
Sep-26	\$ 484.00	-	-
Oct-26	\$ 483.00	18	-
Nov-26	\$ 484.50	16	-
Dec-26	\$ 484.00	18	-
Jan-27	\$ 486.00	29	-
Feb-27	\$ 486.00	-	-
Mar-27	\$ 486.00	-	-
Apr-27	\$ 486.00	-	-



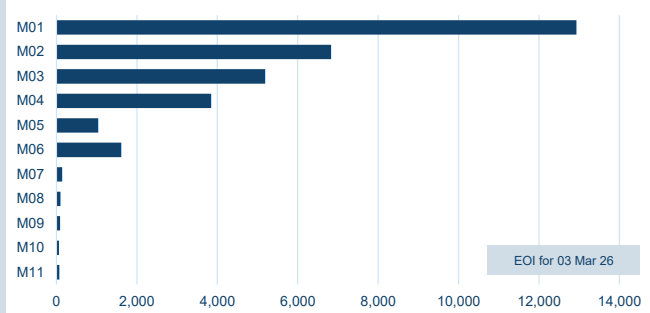
© The London Metal Exchange - An HKEX Company. 10 Finsbury Square, London EC2A 1AJ

The information contained within this presentation is for illustrative and educational purposes only and should not be relied upon in making any investment decision. The past performance of any commodity, derivative or other product referred to in the presentation cannot be relied upon as a guide to its future performance. Whilst every effort has been made to ensure the information is up-to-date and correct, the LME cannot guarantee that it is completely accurate and free from human error. The information is published "as is" without any warranty of any kind, express or implied, as to accuracy of the information and the LME shall not be liable for any losses or damage that may result from use of the presentation as a consequence of any inaccuracies in, or any omissions from, the information which it may contain. The information may not be reproduced, distributed or transmitted to any other person or incorporated in any way into another publication or other material.

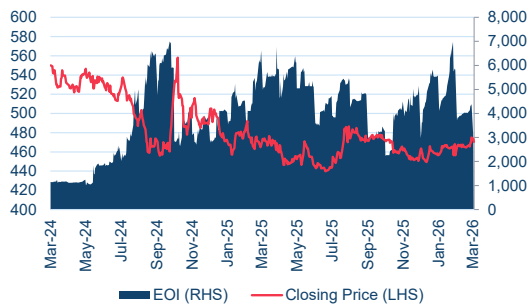
Monthly volumes by venue, in mt



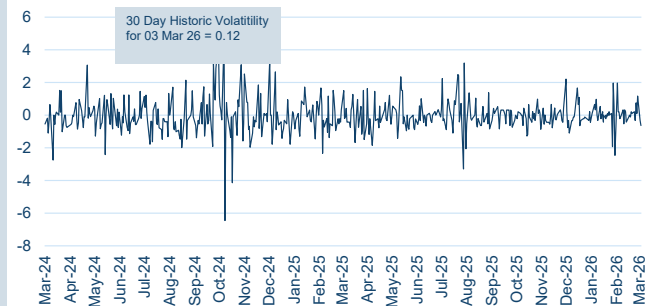
Exchange Open Interest by Prompt, in mt



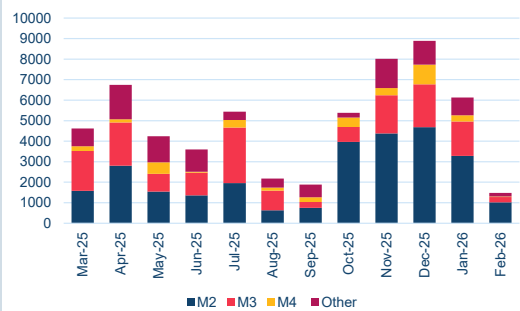
M2 Closing Price in US\$/mt and EOI in lots



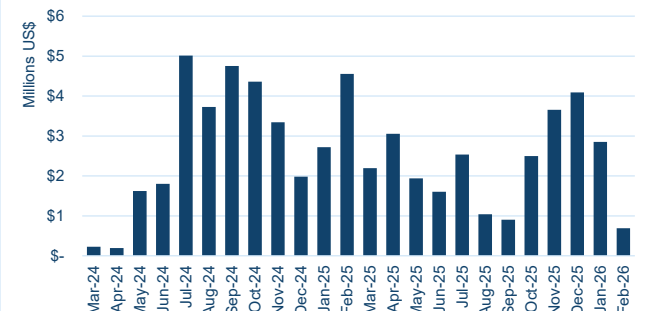
M2 daily changes in Closing Price, in %



Average Daily Volume (ADV), in mt



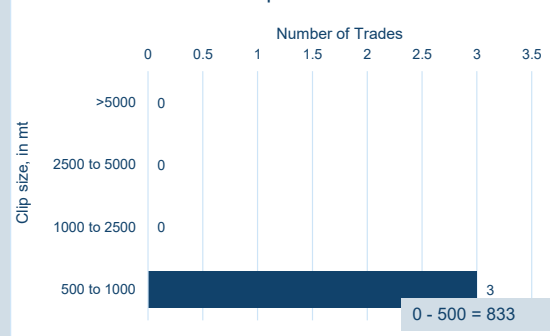
ADV Notional in US\$



**Contract specifications**

Contract Code	HCD
Underlying Index	Argus HRC FOB Tianjin China
Initial Margin	\$670 per lot (as of Oct-25)
Bloomberg Ticker	LCYA Comdty
EIKON RIC	0#CMHCF:
TT Product Code	HCFCECS
CQG Product Code	LHC
Lot Size	10 metric tonnes
Price Quotation	US\$ / metric tonne
Contract Type	Cash settled futures
Contract Period	Monthly out to 15 months
Trading Venues	LMEselect and Inter-office telephone
Margining	Realised variation margins applied
Trading and Clearing Fees	US\$0.42 per lot (US\$0.042 per tonne)

Number of trades in the previous month by clip size



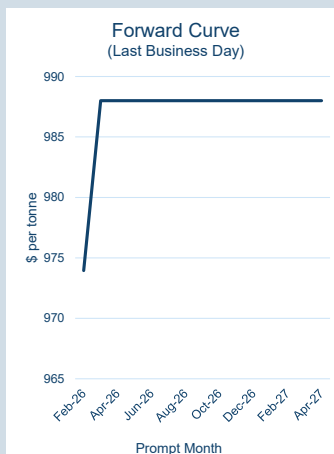
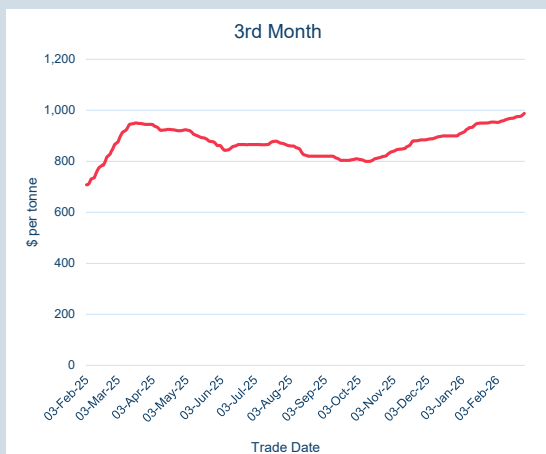
© The London Metal Exchange - An HKEX Company. 10 Finsbury Square, London EC2A 1AJ

The information contained within this presentation is for illustrative and educational purposes only and should not be relied upon in making any investment decision. The past performance of any commodity, derivative or other product referred to in the presentation cannot be relied upon as a guide to its future performance. Whilst every effort has been made to ensure the information is up-to-date and correct, the LME cannot guarantee that it is completely accurate and free from human error. The information is published "as is" without any warranty of any kind, express or implied, as to accuracy of the information and the LME shall not be liable for any losses or damage that may result from use of the presentation as a consequence of any inaccuracies in, or any omissions from, the information which it may contain. The information may not be reproduced, distributed or transmitted to any other person or incorporated in any way into another publication or other material.



## LME Steel HRC N. America (Platts)

### Monthly Overview - Feb-26

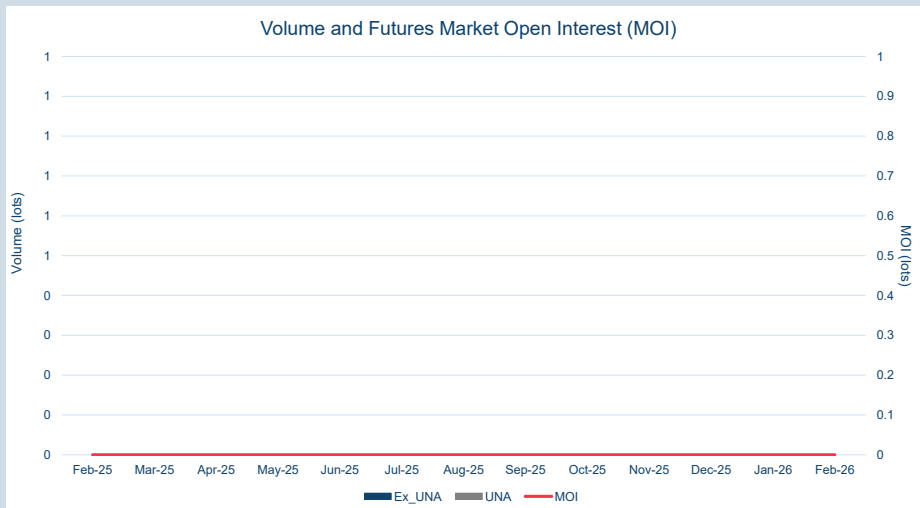


Front Month	
Average	\$966.08
Minimum	\$950.00
Maximum	\$973.95


Volume (ex UNA) Feb-2026	
Lots	-

Volume (inc UNA) Feb-2026	
Lots	-
Tonnes	-

Volume Year To Date	
Lots	-
Tonnes	-



Prompt Month	End of Month - Daily Settlement	Volume (inc UNA)	End of Month - MOI
Feb-26	\$ 973.95	-	-
Mar-26	\$ 988.00	-	-
Apr-26	\$ 988.00	-	-
May-26	\$ 988.00	-	-
Jun-26	\$ 988.00	-	-
Jul-26	\$ 988.00	-	-
Aug-26	\$ 988.00	-	-
Sep-26	\$ 988.00	-	-
Oct-26	\$ 988.00	-	-
Nov-26	\$ 988.00	-	-
Dec-26	\$ 988.00	-	-
Jan-27	\$ 988.00	-	-
Feb-27	\$ 988.00	-	-
Mar-27	\$ 988.00	-	-
Apr-27	\$ 988.00	-	-



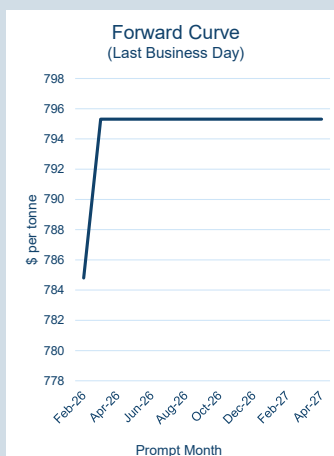
© The London Metal Exchange - An HKEX Company. 10 Finsbury Square, London EC2A 1AJ

The information contained within this presentation is for illustrative and educational purposes only and should not be relied upon in making any investment decision. The past performance of any commodity, derivative or other product referred to in the presentation cannot be relied upon as a guide to its future performance. Whilst every effort has been made to ensure the information is up-to-date and correct, the LME cannot guarantee that it is completely accurate and free from human error. The information is published "as is" without any warranty of any kind, express or implied, as to accuracy of the information and the LME shall not be liable for any losses or damage that may result from use of the presentation as a consequence of any inaccuracies in, or any omissions from, the information which it may contain. The information may not be reproduced, distributed or transmitted to any other person or incorporated in any way into another publication or other material.



## LME HRC NW Europe (Argus)

### Monthly Overview - Feb-26

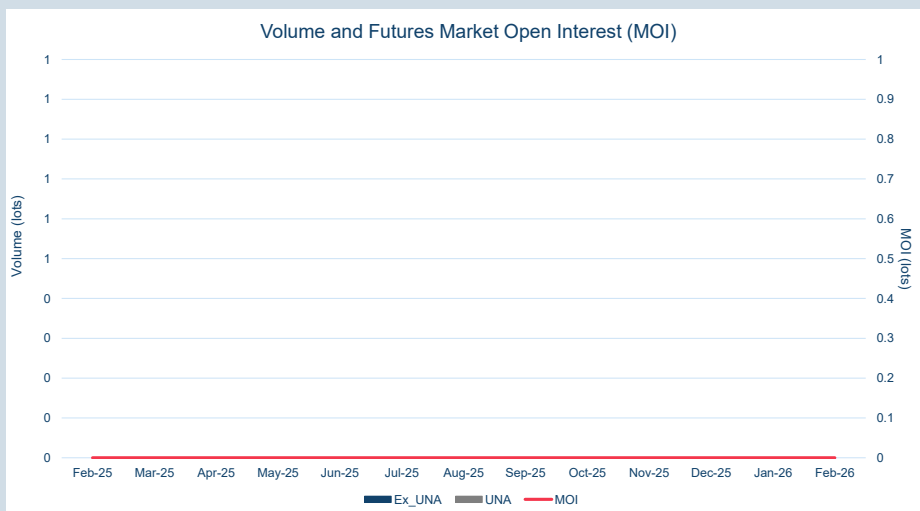


Front Month	
Average	\$775.04
Minimum	\$745.92
Maximum	\$788.88


Volume (ex UNA) Feb-2026	
Lots	-

Volume (inc UNA) Feb-2026	
Lots	-
Tonnes	-

Volume Year To Date	
Lots	-
Tonnes	-



Prompt Month	End of Month - Daily Settlement	Volume (inc UNA)	End of Month - MOI
Feb-26	\$ 784.80	-	-
Mar-26	\$ 795.31	-	-
Apr-26	\$ 795.31	-	-
May-26	\$ 795.31	-	-
Jun-26	\$ 795.31	-	-
Jul-26	\$ 795.31	-	-
Aug-26	\$ 795.31	-	-
Sep-26	\$ 795.31	-	-
Oct-26	\$ 795.31	-	-
Nov-26	\$ 795.31	-	-
Dec-26	\$ 795.31	-	-
Jan-27	\$ 795.31	-	-
Feb-27	\$ 795.31	-	-
Mar-27	\$ 795.31	-	-
Apr-27	\$ 795.31	-	-



© The London Metal Exchange - An HKEX Company. 10 Finsbury Square, London EC2A 1AJ

The information contained within this presentation is for illustrative and educational purposes only and should not be relied upon in making any investment decision. The past performance of any commodity, derivative or other product referred to in the presentation cannot be relied upon as a guide to its future performance. Whilst every effort has been made to ensure the information is up-to-date and correct, the LME cannot guarantee that it is completely accurate and free from human error. The information is published "as is" without any warranty of any kind, express or implied, as to accuracy of the information and the LME shall not be liable for any losses or damage that may result from use of the presentation as a consequence of any inaccuracies in, or any omissions from, the information which it may contain. The information may not be reproduced, distributed or transmitted to any other person or incorporated in any way into another publication or other material.