

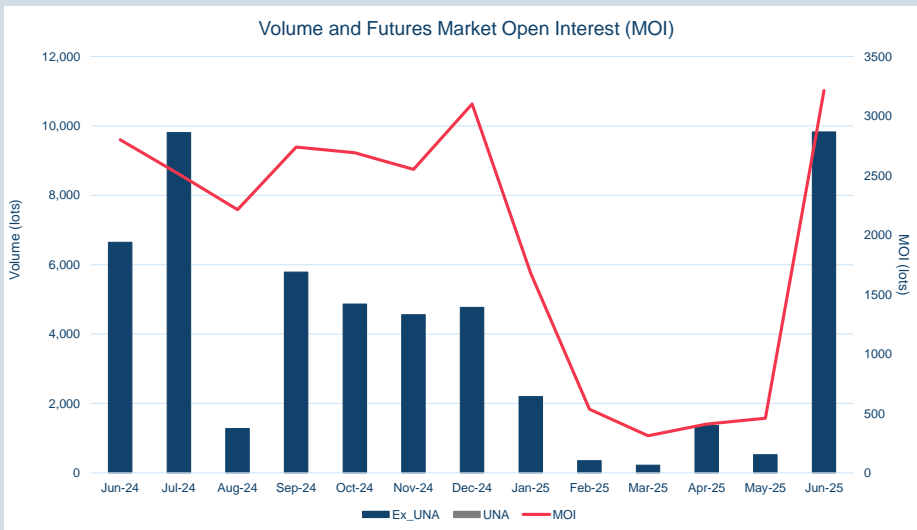


Front Month	
Average	\$543.05
Minimum	\$540.50
Maximum	\$549.50

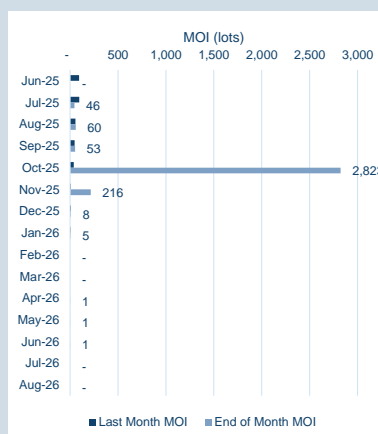
Volume (ex UNA) Jun-2025	
Lots	9,826

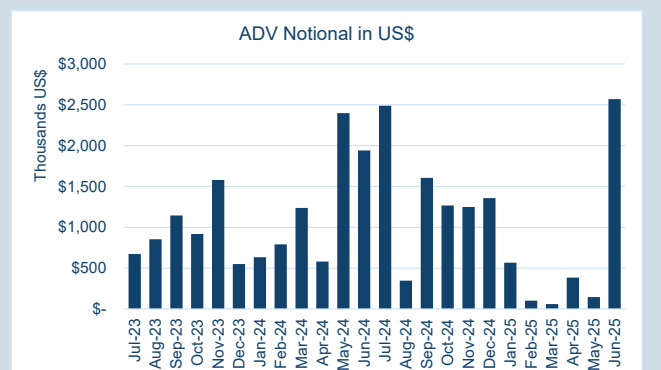
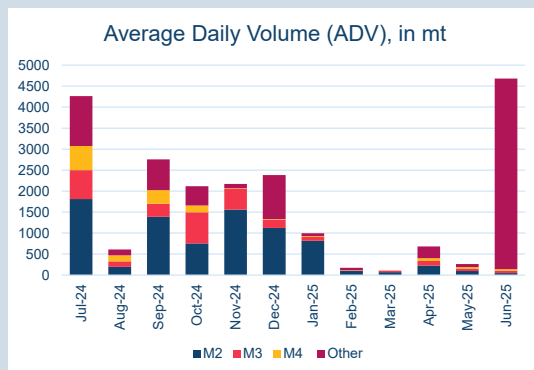
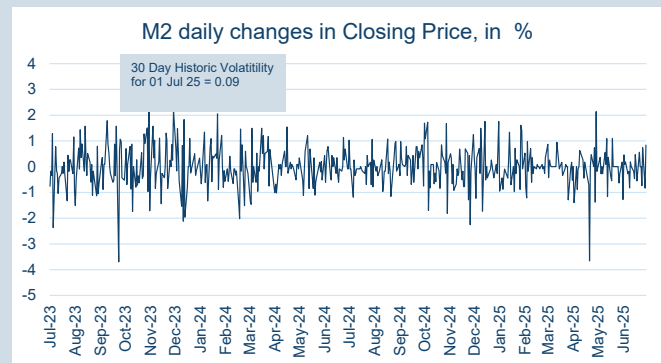
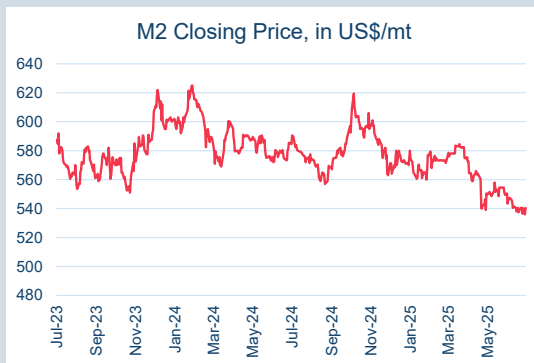
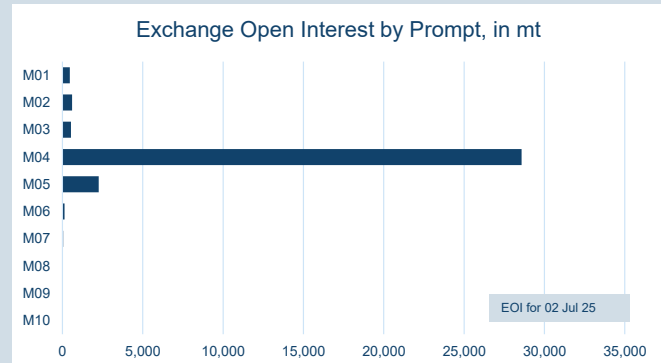
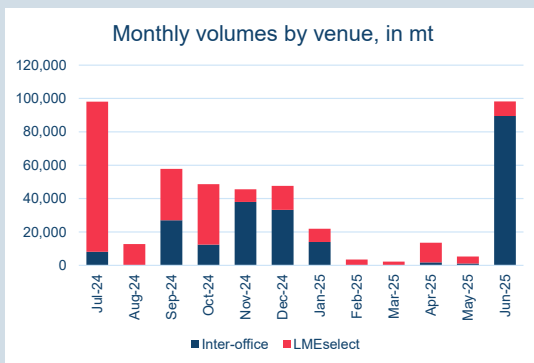
Volume (inc UNA) Jun-2025	
Lots	9,826
Tonnes	98,260

Volume Year To Date	
Lots	14,481
Tonnes	144,810

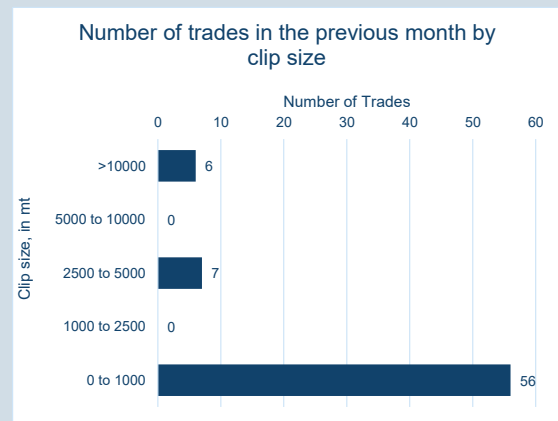


Prompt Month	End of Month - Daily Settlement	Volume (inc UNA)	End of Month - MOI
Jun-25	\$ 542.95	-	-
Jul-25	\$ 536.00	100	46
Aug-25	\$ 536.00	125	60
Sep-25	\$ 536.00	70	53
Oct-25	\$ 537.50	9,080	2,823
Nov-25	\$ 542.00	435	216
Dec-25	\$ 550.50	10	8
Jan-26	\$ 555.50	-	5
Feb-26	\$ 561.50	-	-
Mar-26	\$ 572.50	-	-
Apr-26	\$ 581.50	2	1
May-26	\$ 582.50	2	1
Jun-26	\$ 584.50	2	1
Jul-26	\$ 584.50	-	-
Aug-26	\$ 584.50	-	-



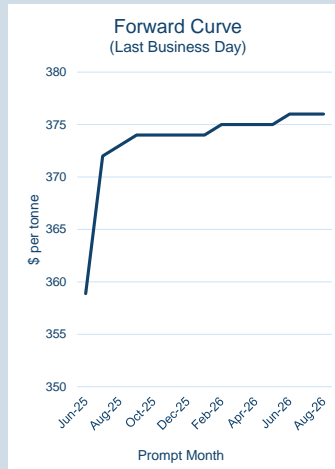


Contract specifications	
Contract Code	SRD
Underlying Index	Platts Steel Rebar FOB Turkey
Initial Margin	\$ \$ 420 per lot (as of Jun-25)
Bloomberg Ticker	JBPA Comdty
EIKON RIC	0#CSRRF:
TT Product Code	SRFCECS
CQG Product Code	SSR
Lot Size	10 metric tonnes
Price Quotation	US\$ / metric tonne
Contract Type	Cash settled futures
Contract Period	Monthly out to 15 months
Trading Venues	LMEselect and Inter-office telephone
Margining	Realised variation margins applied
Trading and Clearing Fees	US\$0.30 per lot (US\$0.03 per tonne)



© The London Metal Exchange - An HKEX Company, 10 Finsbury Square, London EC2A 1AJ

The information contained within this presentation is for illustrative and educational purposes only and should not be relied upon in making any investment decision. The past performance of any commodity, derivative or other product referred to in the presentation cannot be relied upon as a guide to its future performance. Whilst every effort has been made to ensure the information is up-to-date and correct, the LME cannot guarantee that it is completely accurate and free from human error. The information is published "as is" without any warranty of any kind, express or implied, as to accuracy of the information and the LME shall not be liable for any losses or damage that may result from use of the presentation as a consequence of any inaccuracies in, or any omissions from, the information which it may contain. The information may not be reproduced, distributed or transmitted to any other person or incorporated in any way into another publication or other material.

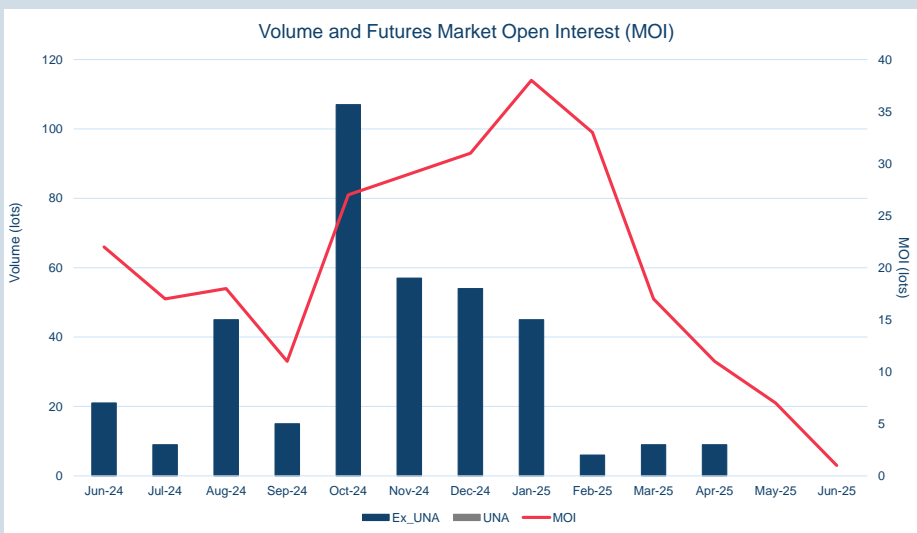


Front Month	
Average	\$370.42
Minimum	\$358.88
Maximum	\$371.00

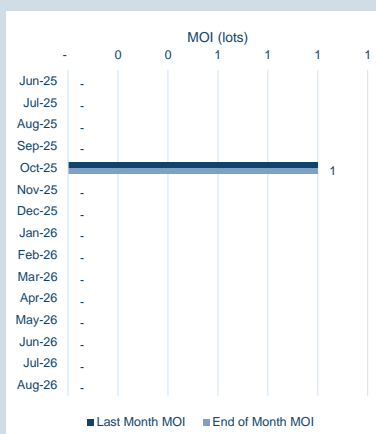
Volume (ex UNA) Jun-2025	
Lots	-

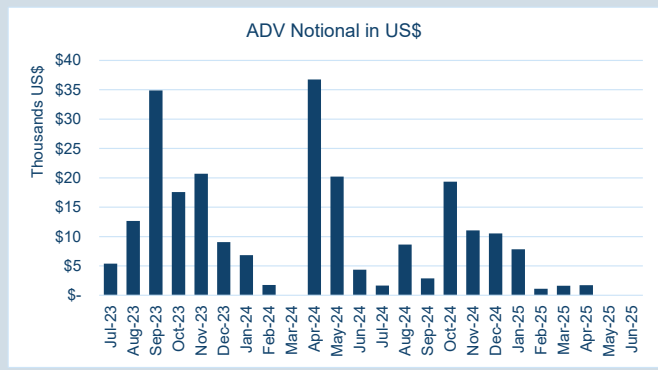
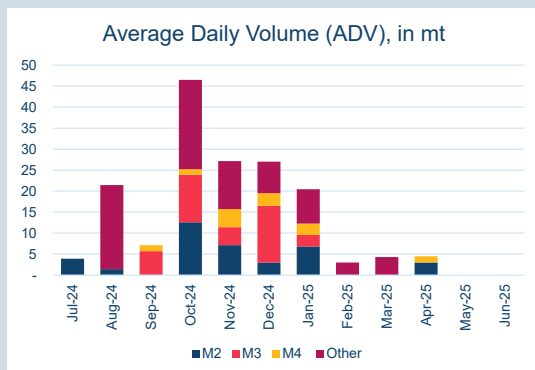
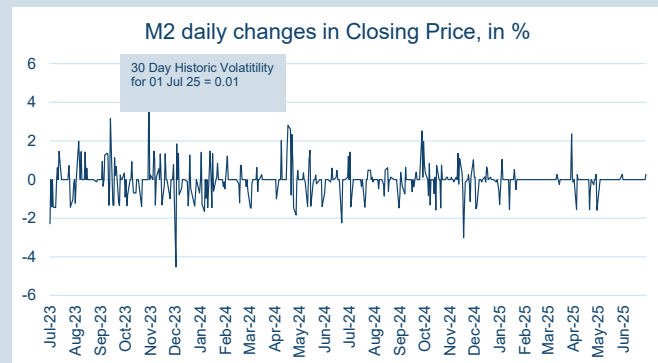
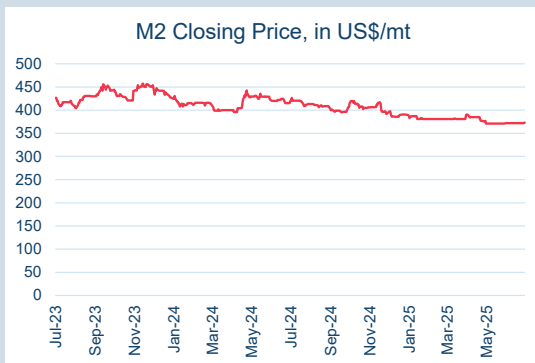
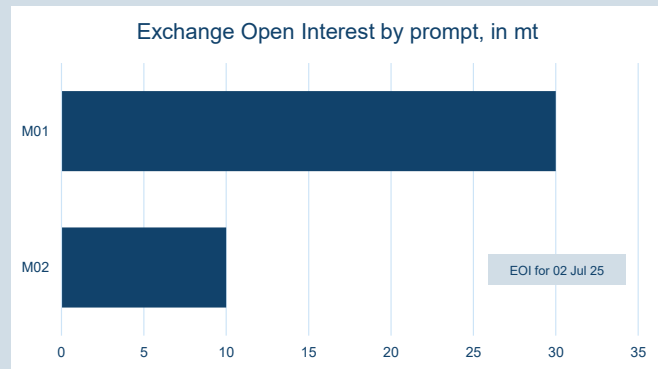
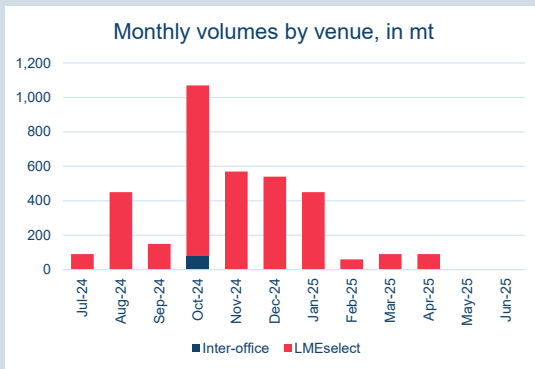
Volume (inc UNA) Jun-2025	
Lots	-
Tonnes	-

Volume Year To Date	
Lots	69
Tonnes	690

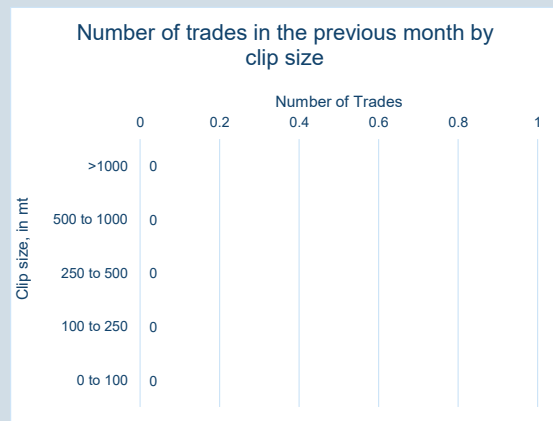


Prompt Month	End of Month - Daily Settlement	Volume (inc UNA)	End of Month - MOI
Jun-25	\$ 358.88	-	-
Jul-25	\$ 372.00	-	-
Aug-25	\$ 373.00	-	-
Sep-25	\$ 374.00	-	-
Oct-25	\$ 374.00	-	1
Nov-25	\$ 374.00	-	-
Dec-25	\$ 374.00	-	-
Jan-26	\$ 374.00	-	-
Feb-26	\$ 375.00	-	-
Mar-26	\$ 375.00	-	-
Apr-26	\$ 375.00	-	-
May-26	\$ 375.00	-	-
Jun-26	\$ 376.00	-	-
Jul-26	\$ 376.00	-	-
Aug-26	\$ 376.00	-	-



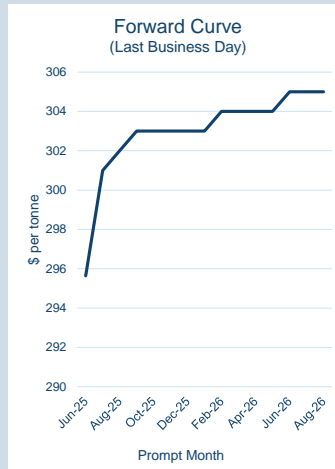


Contract specifications	
Contract Code	SID
Underlying Index	Platts' Shredded Scrap CFR Nhava Sheva
Initial Margin	\$ \$ 380 per lot (as of Jun-25)
Bloomberg Ticker	LXLA Comdty
EIKON RIC	0#CSSIF:
TT Product Code	SIFCECS
CQG Product Code	LSI
Lot Size	10 metric tonnes
Price Quotation	US\$ / metric tonne
Contract Type	Cash settled futures
Contract Period	Monthly out to 15 months
Trading Venues	LMEselect and Inter-office telephone
Margining	Realised variation margins applied
Trading and Clearing Fees	US\$0.30 per lot (US\$0.03 per tonne)



© The London Metal Exchange - An HKEX Company, 10 Finsbury Square, London EC2A 1AJ

The information contained within this presentation is for illustrative and educational purposes only and should not be relied upon in making any investment decision. The past performance of any commodity, derivative or other product referred to in the presentation cannot be relied upon as a guide to its future performance. Whilst every effort has been made to ensure the information is up-to-date and correct, the LME cannot guarantee that it is completely accurate and free from human error. The information is published "as is" without any warranty of any kind, express or implied, as to accuracy of the information and the LME shall not be liable for any losses or damage that may result from use of the presentation as a consequence of any inaccuracies in, or any omissions from, the information which it may contain. The information may not be reproduced, distributed or transmitted to any other person or incorporated in any way into another publication or other material.

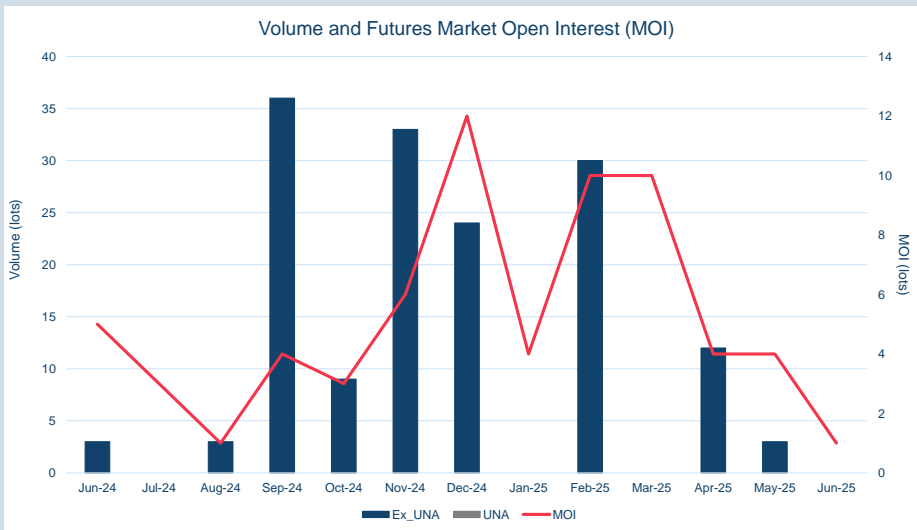


Front Month	
Average	\$299.79
Minimum	\$295.64
Maximum	\$300.00

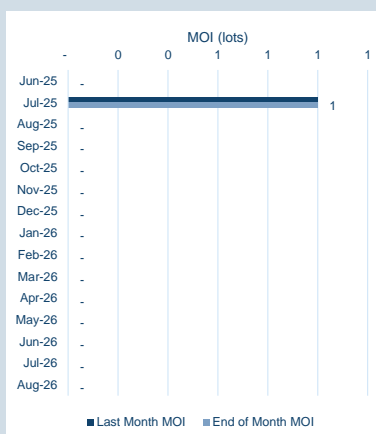
Volume (ex UNA) Jun-2025	
Lots	-

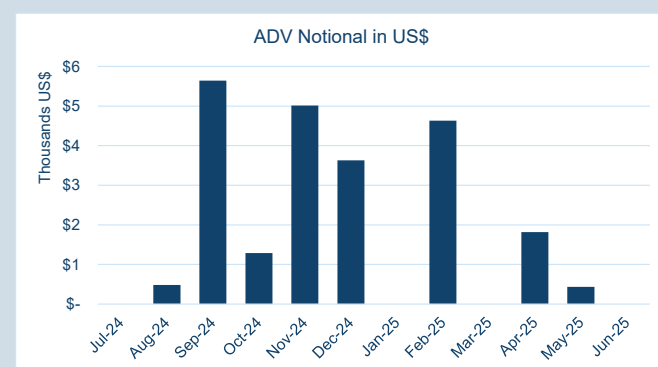
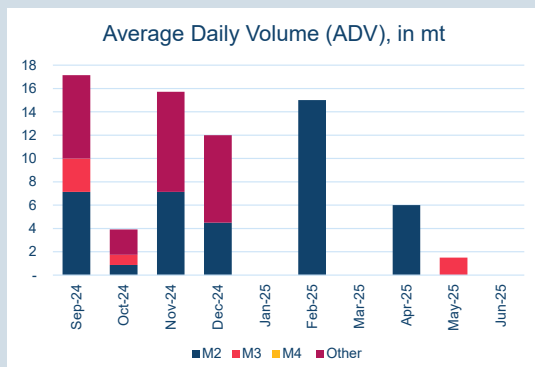
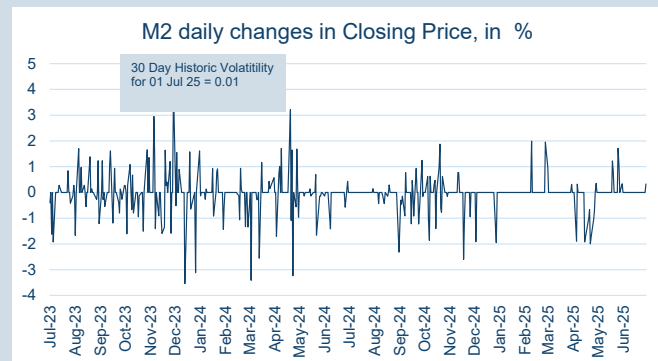
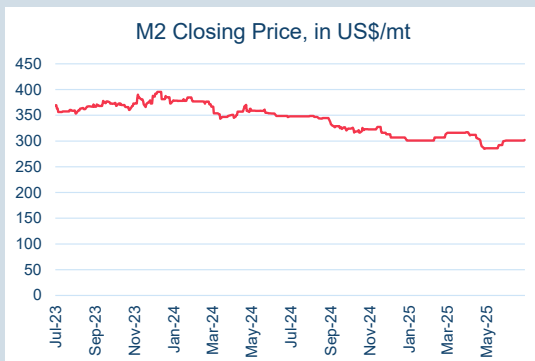
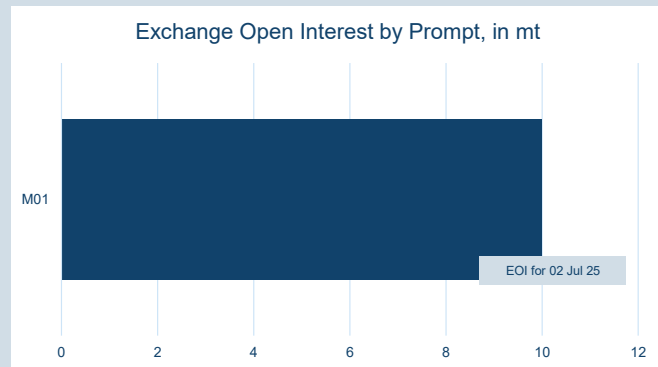
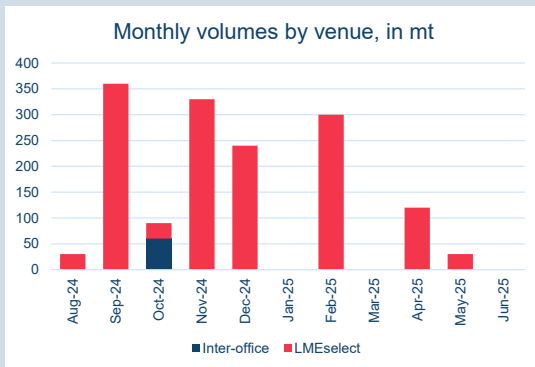
Volume (inc UNA) Jun-2025	
Lots	-
Tonnes	-

Volume Year To Date	
Lots	45
Tonnes	450

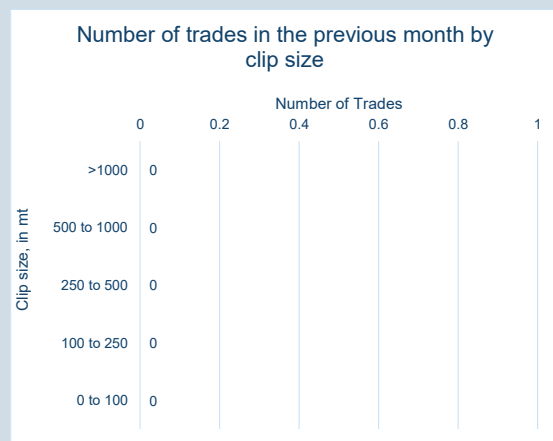


Prompt Month	End of Month - Daily Settlement	Volume (inc UNA)	End of Month - MOI
Jun-25	\$ 295.64	-	-
Jul-25	\$ 301.00	-	1
Aug-25	\$ 302.00	-	-
Sep-25	\$ 303.00	-	-
Oct-25	\$ 303.00	-	-
Nov-25	\$ 303.00	-	-
Dec-25	\$ 303.00	-	-
Jan-26	\$ 303.00	-	-
Feb-26	\$ 304.00	-	-
Mar-26	\$ 304.00	-	-
Apr-26	\$ 304.00	-	-
May-26	\$ 304.00	-	-
Jun-26	\$ 305.00	-	-
Jul-26	\$ 305.00	-	-
Aug-26	\$ 305.00	-	-



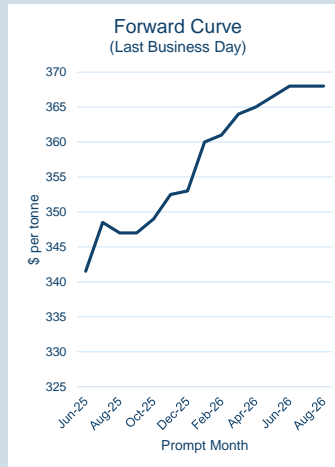


Contract specifications	
Contract Code	STD
Underlying Index	Argus' Ferrous scrap HMS 1/2 (80:20) containerised CFR Taiwan
Initial Margin	\$ \$ 360 per lot (as of Jun-25)
Bloomberg Ticker	LVAA Comdty
EIKON RIC	0#CSSTF:
TT Product Code	STFCECS
CQG Product Code	LST
Lot Size	10 metric tonnes
Price Quotation	US\$ / metric tonne
Contract Type	Cash settled futures
Contract Period	Monthly out to 15 months
Trading Venues	LMEselect and Inter-office telephone
Margining	Realised variation margins applied
Trading and Clearing Fees	US\$0.30 per lot (US\$0.03 per tonne)



© The London Metal Exchange - An HKEX Company. 10 Finsbury Square, London EC2A 1AJ

The information contained within this presentation is for illustrative and educational purposes only and should not be relied upon in making any investment decision. The past performance of any commodity, derivative or other product referred to in the presentation cannot be relied upon as a guide to its future performance. Whilst every effort has been made to ensure the information is up-to-date and correct, the LME cannot guarantee that it is completely accurate and free from human error. The information is published "as is" without any warranty of any kind, express or implied, as to accuracy of the information and the LME shall not be liable for any losses or damage that may result from use of the presentation as a consequence of any inaccuracies in, or any omissions from, the information which it may contain. The information may not be reproduced, distributed or transmitted to any other person or incorporated in any way into another publication or other material.

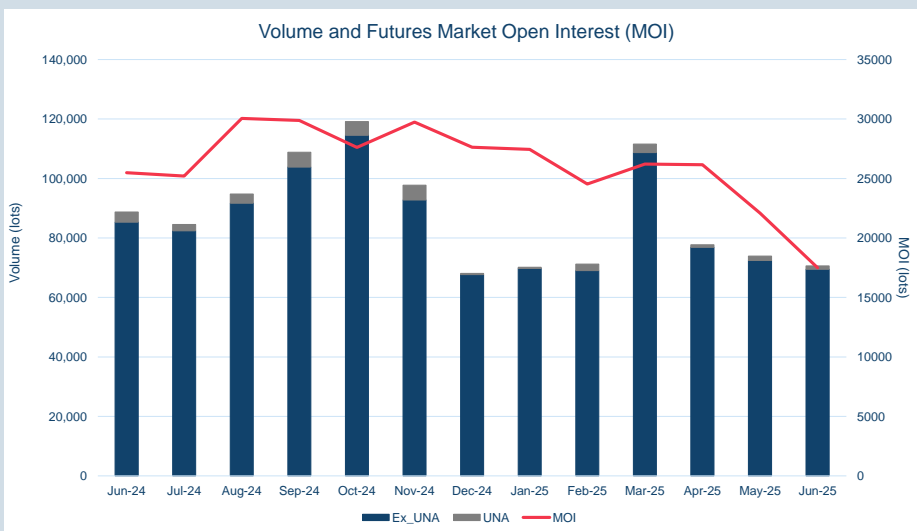


Front Month	
Average	\$339.62
Minimum	\$336.00
Maximum	\$343.00

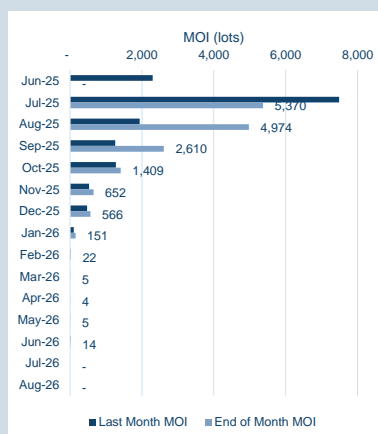
Volume (ex UNA) Jun-2025	
Lots	69,478

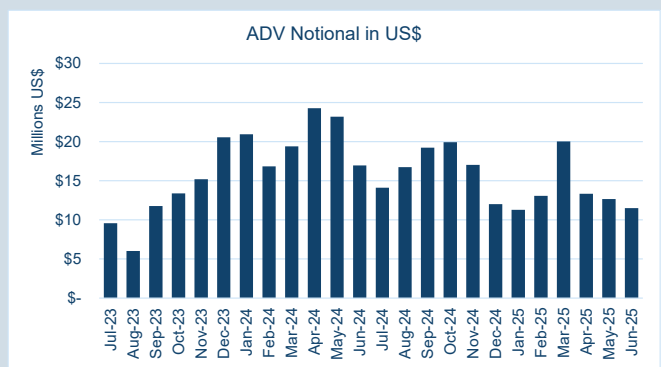
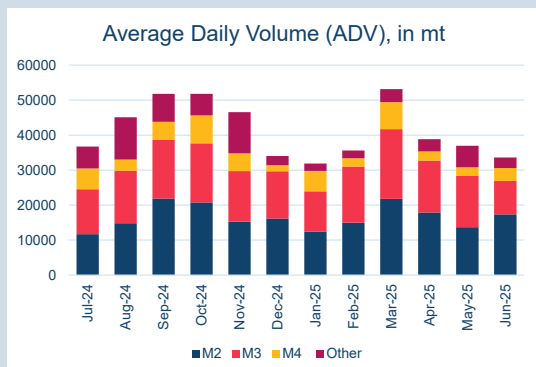
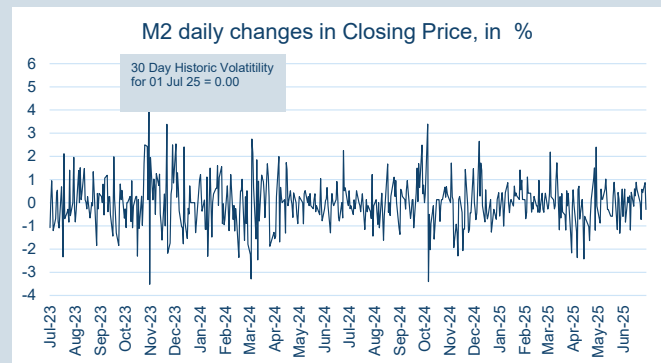
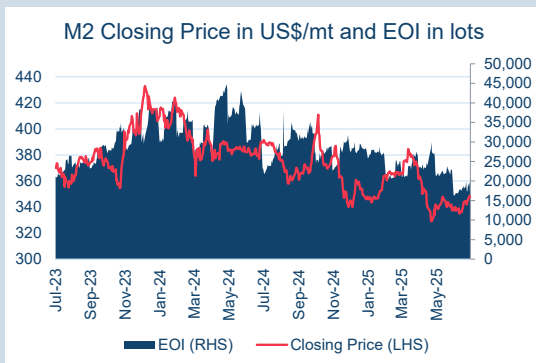
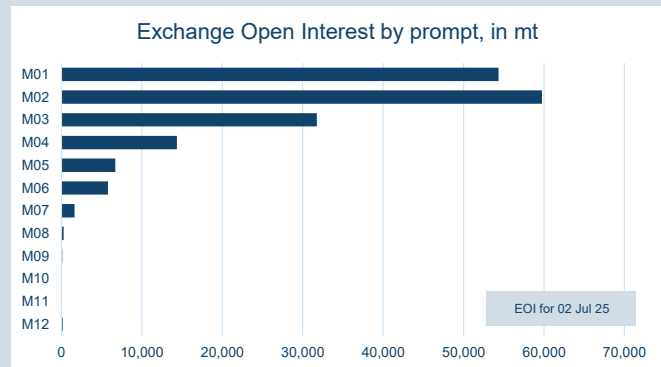
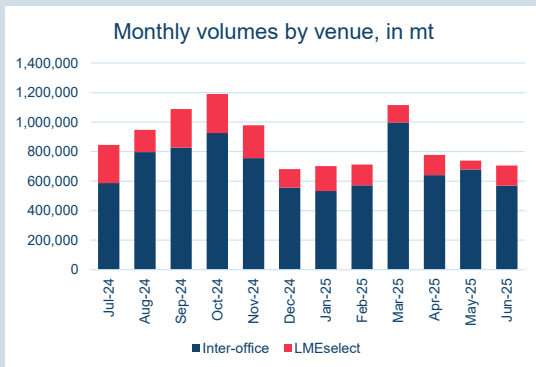
Volume (inc UNA) Jun-2025	
Lots	70,578
Tonnes	705,780

Volume Year To Date	
Lots	475,139
Tonnes	4,751,390

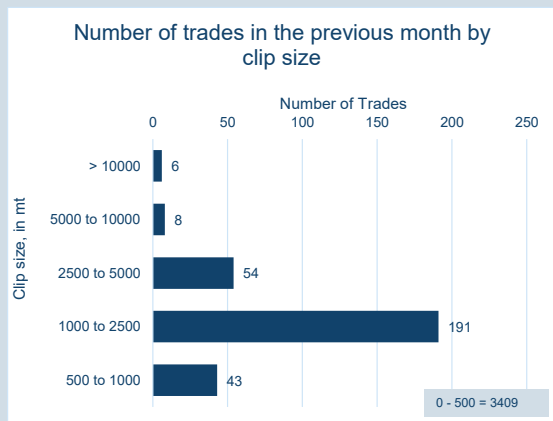


Prompt Month	End of Month - Daily Settlement	Volume (inc UNA)	End of Month - MOI
Jun-25	\$ 341.52	1,242	-
Jul-25	\$ 348.50	36,410	5,370
Aug-25	\$ 347.00	20,092	4,974
Sep-25	\$ 347.00	7,754	2,610
Oct-25	\$ 349.00	2,890	1,409
Nov-25	\$ 352.50	1,206	652
Dec-25	\$ 353.00	772	566
Jan-26	\$ 360.00	120	151
Feb-26	\$ 361.00	51	22
Mar-26	\$ 364.00	13	5
Apr-26	\$ 365.00	8	4
May-26	\$ 366.50	20	5
Jun-26	\$ 368.00	-	14
Jul-26	\$ 368.00	-	-
Aug-26	\$ 368.00	-	-





Contract specifications	
Contract Code	SCD
Underlying Index	Platts TSI HMS 1&2 (80:20) CFR Turkey
Initial Margin	\$ \$ 320 per lot (as of Jun-25)
Bloomberg Ticker	JBOA Comdty
EIKON RIC	0#CSSCF:
TT Product Code	SCFCECS
CQG Product Code	SSC
Lot Size	10 metric tonnes
Price Quotation	US\$ / metric tonne
Contract Type	Cash settled futures
Contract Period	Monthly out to 15 months
Trading Venues	LMEselect and Inter-office telephone
Margining	Realised variation margins applied
Trading and Clearing Fees	US\$0.30 per lot (US\$0.03 per tonne)



© The London Metal Exchange - An HKEX Company, 10 Finsbury Square, London EC2A 1AJ

The information contained within this presentation is for illustrative and educational purposes only and should not be relied upon in making any investment decision. The past performance of any commodity, derivative or other product referred to in the presentation cannot be relied upon as a guide to its future performance. Whilst every effort has been made to ensure the information is up-to-date and correct, the LME cannot guarantee that it is completely accurate and free from human error. The information is published "as is" without any warranty of any kind, express or implied, as to accuracy of the information and the LME shall not be liable for any losses or damage that may result from use of the presentation as a consequence of any inaccuracies in, or any omissions from, the information which it may contain. The information may not be reproduced, distributed or transmitted to any other person or incorporated in any way into another publication or other material.

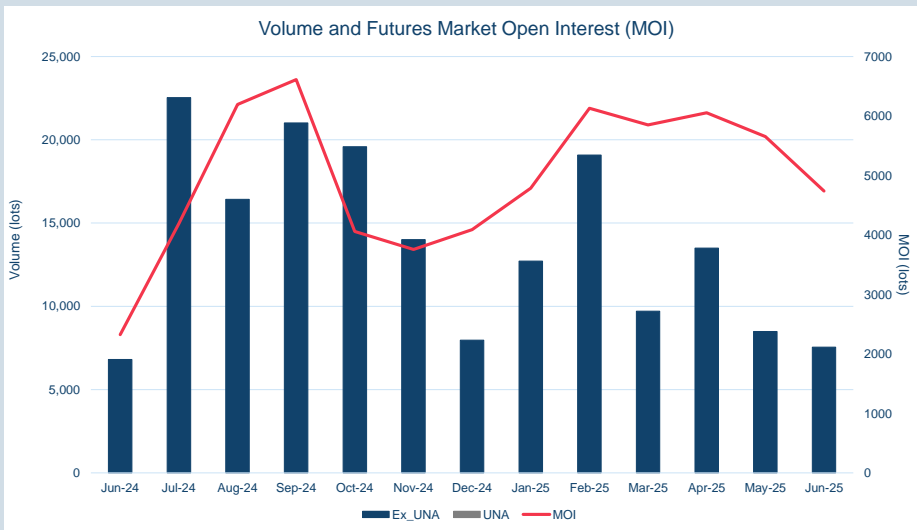


Front Month	
Average	\$443.82
Minimum	\$439.00
Maximum	\$446.00

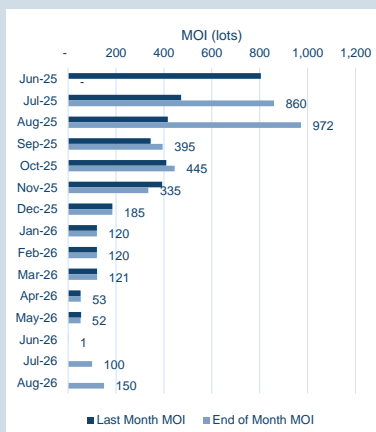
Volume (ex UNA) Jun-2025	
Lots	7,545

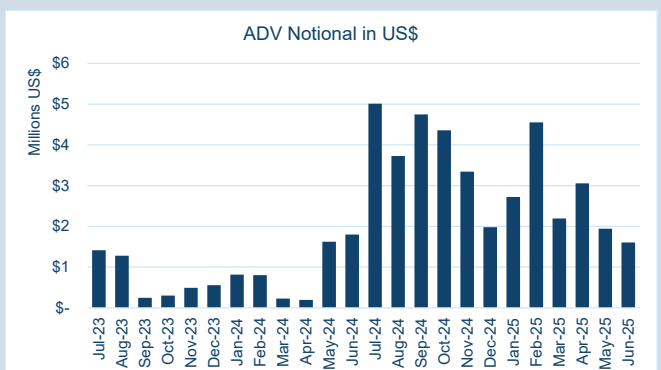
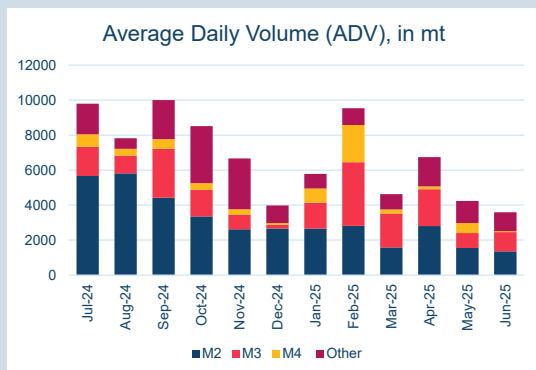
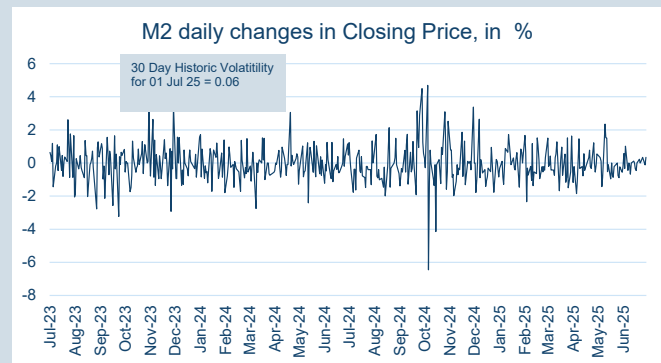
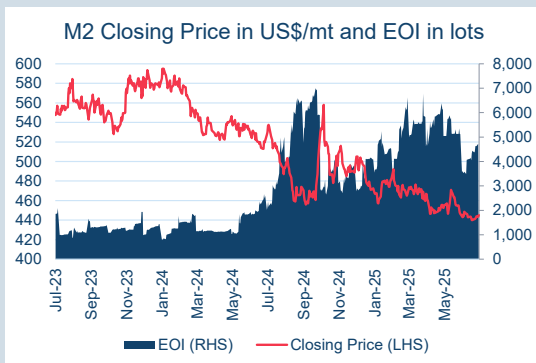
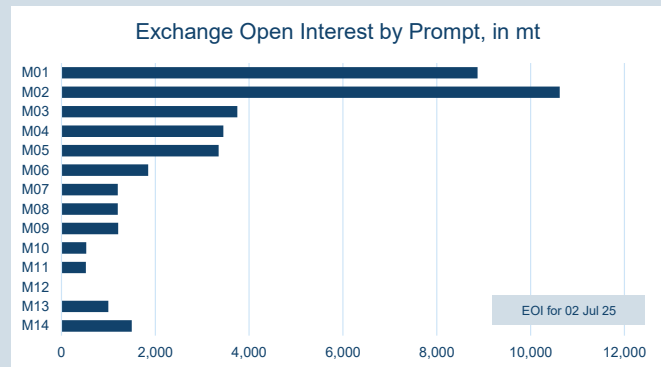
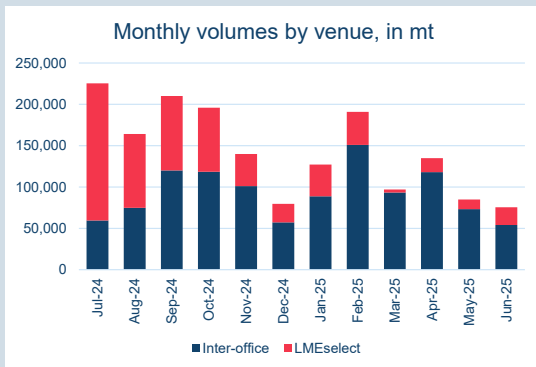
Volume (inc UNA) Jun-2025	
Lots	7,545
Tonnes	75,450

Volume Year To Date	
Lots	71,031
Tonnes	710,310

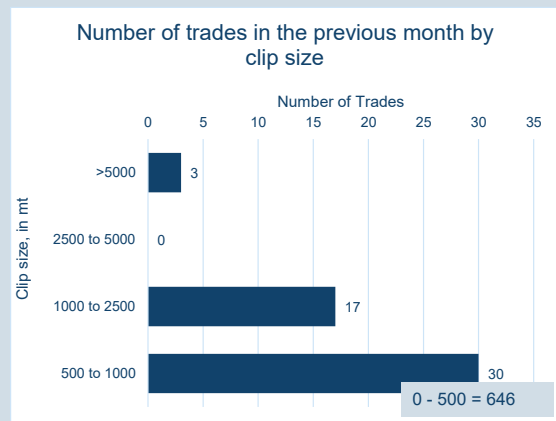


Prompt Month	End of Month - Daily Settlement	Volume (inc UNA)	End of Month - MOI
Jun-25	\$ 442.76	135	-
Jul-25	\$ 443.50	2,854	860
Aug-25	\$ 445.50	2,316	972
Sep-25	\$ 448.00	100	395
Oct-25	\$ 453.50	775	445
Nov-25	\$ 451.50	466	335
Dec-25	\$ 451.50	375	185
Jan-26	\$ 458.50	10	120
Feb-26	\$ 459.50	2	120
Mar-26	\$ 460.50	2	121
Apr-26	\$ 461.50	2	53
May-26	\$ 462.50	8	52
Jun-26	\$ 462.50	-	1
Jul-26	\$ 462.50	200	100
Aug-26	\$ 462.50	300	150



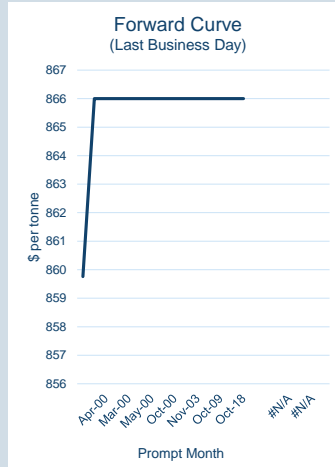
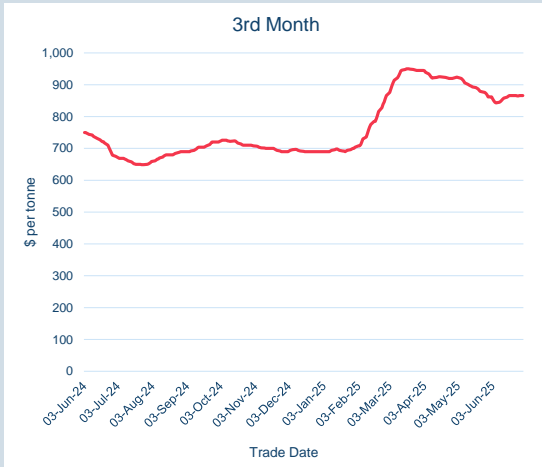


Contract specifications	
Contract Code	HCD
Underlying Index	Argus HRC FOB Tianjin China
Initial Margin	\$ \$ 670 per lot (as of Jun-25)
Bloomberg Ticker	LCYA Comdty
EIKON RIC	0#CMHCF:
TT Product Code	HCFCECS
CQG Product Code	LHC
Lot Size	10 metric tonnes
Price Quotation	US\$ / metric tonne
Contract Type	Cash settled futures
Contract Period	Monthly out to 15 months
Trading Venues	LMEselect and Inter-office telephone
Margining	Realised variation margins applied
Trading and Clearing Fees	US\$0.30 per lot (US\$0.03 per tonne)



© The London Metal Exchange - An HKEX Company, 10 Finsbury Square, London EC2A 1AJ

The information contained within this presentation is for illustrative and educational purposes only and should not be relied upon in making any investment decision. The past performance of any commodity, derivative or other product referred to in the presentation cannot be relied upon as a guide to its future performance. Whilst every effort has been made to ensure the information is up-to-date and correct, the LME cannot guarantee that it is completely accurate and free from human error. The information is published "as is" without any warranty of any kind, express or implied, as to accuracy of the information and the LME shall not be liable for any losses or damage that may result from use of the presentation as a consequence of any inaccuracies in, or any omissions from, the information which it may contain. The information may not be reproduced, distributed or transmitted to any other person or incorporated in any way into another publication or other material.

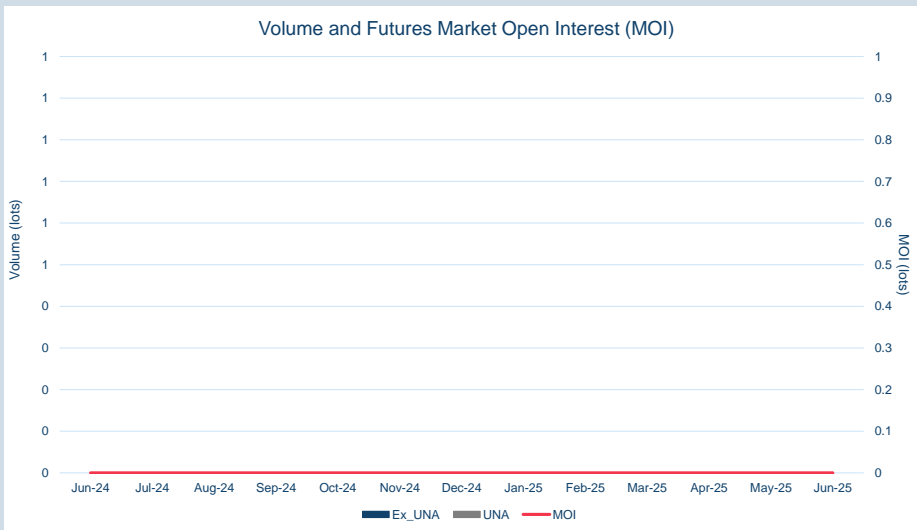


Front Month	
Average	\$855.47
Minimum	\$840.00
Maximum	\$862.00

Volume (ex UNA) Jun-2025	
Lots	-

Volume (inc UNA) Jun-2025	
Lots	-
Tonnes	-

Volume Year To Date	
Lots	-
Tonnes	-



Prompt Month	End of Month - Daily Settlement	Volume (inc UNA)	End of Month - MOI
Jan-00	\$ 859.76	-	-
May-00	\$ 866.00	-	-
Apr-00	\$ 866.00	-	-
Jan-00	\$ 866.00	-	-
Mar-00	\$ 866.00	-	-
Mar-00	\$ 866.00	-	-
May-00	\$ 866.00	-	-
Jun-00	\$ 866.00	-	-
Oct-00	\$ 866.00	-	-
Jul-02	\$ 866.00	-	-
Nov-03	\$ 866.00	-	-
Sep-13	\$ 866.00	-	-
Oct-09	\$ 866.00	-	-
Nov-17	\$ 866.00	-	-
Oct-18	\$ 866.00	-	-

